Catalog 699

TIMKEN®

BEARING DIMENSION CATALOG

- EXPLANATION OF TIMKEN® BEARING SYMBOLS
- BEARING DIMENSIONS BY PART NUMBER
- BEARING DIMENSIONS BY CORE BORE

PROUDLY MANUFACTURED IN TIMKEN COMPANY PLANTS THROUGHOUT THE WORLD

NOT TO BE USED AS A DESIGN MANUAL

THE TIMKEN COMPANY

$25 (U.S. Dollars)

TIMKEN

WORLDWIDE LEADER IN BEARINGS AND STEEL

BEARING DIMENSION CATALOG

INCLUDES:

- EXPLANATION OF TIMKEN® BEARING SYMBOLS
- BEARING DIMENSIONS BY PART NUMBER
- BEARING DIMENSIONS BY CORE BORE

BEARING COMPONENTS ARE SHOWN IN BOTH METRIC AND INCH UNITS.

For each part number the top line is millimeters, bottom line is inches.

BEARING COMPONENT WEIGHTS ARE SHOWN IN BOTH METRIC AND POUND UNITS.

For each part number the top line is kilograms, bottom line is pounds.

NOT TO BE USED AS A DESIGN MANUAL

This is not a manual for the selection of bearings for new applications. Whenever it is necessary to select Timken bearings for new applications consult the Bearing Selection Handbook or get in touch with the nearest office of The Timken Company.

Every effort has been made to ensure that the data listed in this catalog is correct. However, we cannot assume responsibility for possible error.

©COPYRIGHT 1999 BY THE TIMKEN COMPANY

INDEX

EXPLANATION OF TIMKEN BEARING SYMBOLS

1. FITTING PRACTICES
2. 5A THRU 935 SERIES
3. 1100 THRU 9900 SERIES
4. 00000 THRU LM29700 SERIES
5. 29800 THRU 99000 SERIES
6. 100000 THRU HH249900 SERIES
7. 250000 THRU 299000 SERIES
8. LM300800 THRU 690000 SERIES
9. 700000 THRU LL989300 SERIES
10. IsoClass™
11. BEARING TYPES
    - UNIT-BEARING™
    - DUO-FACE® PLUS SEAL
    - STEERING GEAR
    - CROSSED ROLLER
    - THRUST
    - HYDRA-RIB™
    - UNIPAC™
12. K PARTS
13. NP & XC PARTS
14. AUXILIARY PARTS
15. CONE BORE SECTION

WARNING!

Failure to observe the following warnings could lead to a risk of serious bodily harm:

- Never spin a bearing with compressed air. The rollers may be forcefully expelled.
- If a hammer and bar are used for bearing removal, fragments from the hammer, bar, or the bearing can be released with high velocity.
  NOTE: A mild steel bar is preferred since it is less susceptible to fragmenting.
- When installing or removing bearings, always wear safety glasses or goggles.

Failure to observe the following instructions can result in equipment failure leading to a risk of serious bodily harm:

- Proper maintenance and handling practices are critical. Follow installation instructions and maintain proper lubrication.
- Do not attempt to disassemble unitized bearings. Components may be damaged.
- Do not use a damaged bearing.
- Do not mix parts of matched assemblies. Bearing damage could result.

Actual bearing performance is affected by many factors beyond the control of The Timken Company. Therefore, the feasibility of all bearing applications should be validated by the customer. The data contained in this guide is intended for reference purposes and will assist you in part number and external bearing dimension identification.

Considering the performance demands placed on tapered roller bearings, it's rather amazing how simple the basic design really is. Timken tapered roller bearings minimize friction because of the interrelationship of the bearing's four basic parts:

- The inner ring, or cone, is mounted onto the shaft.
- The outer ring, or cup, sits in the housing (hub).
- The tapered rollers, or rolling elements, allow relative motion between the cone and cup thus minimizing friction between the two.
- The cage, or separator, spaces and holds the rolling elements in the proper position.
- The races are the surfaces on the cup and cone where the rolling elements make contact.

The tapered roller bearing's most important dimensions are:

- The outside diameter of the outer ring, or cup, is known as the O.D. (D). The other basic dimension of this part is the cup width (C). Both are important for fitting the bearing onto the housing.
- The inside diameter of the inner ring, or cone is called the bore (d). This diameter must be correct in order to fit the bearing onto the shaft. The other basic dimension of this part is the cone width (B).
- When cup and cone are mated (including rollers and cage), the overall dimension is called the overall bearing width (T).

Bearing components or assemblies must be in alignment. Their fit onto a shaft or within a housing must be square or in alignment by checking:

- The maximum shaft radius (R), which allows the cone backface to make contact with the shoulder of the shaft.
- The maximum housing radius (r), which allows the cup backface to make contact with the shoulder of the housing.

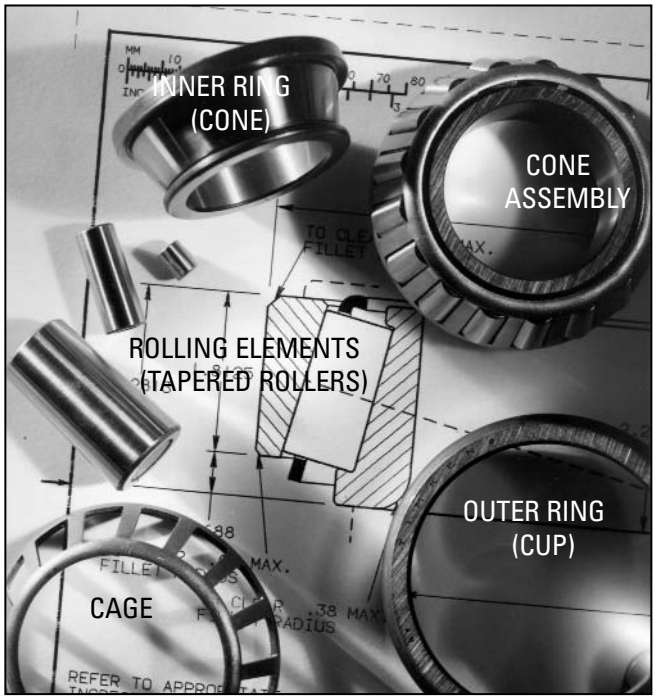

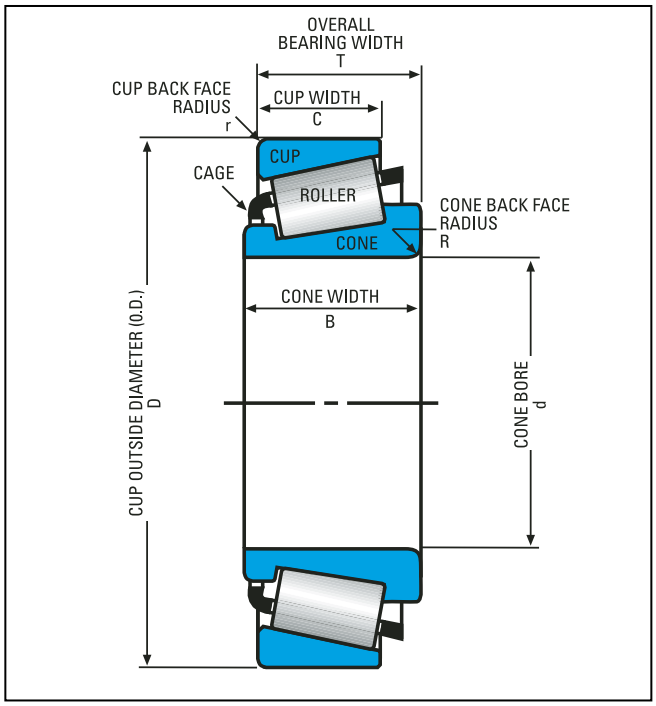

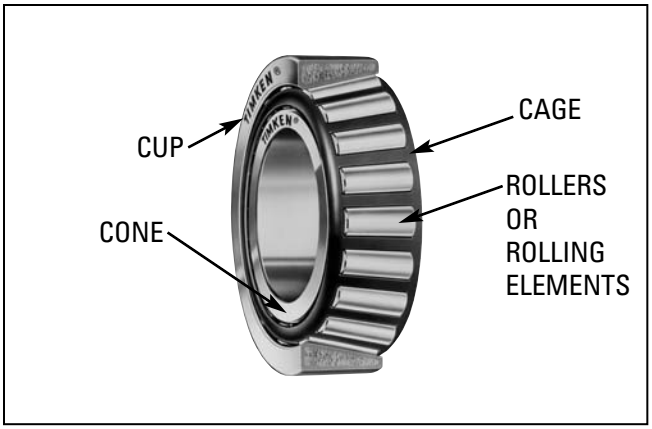

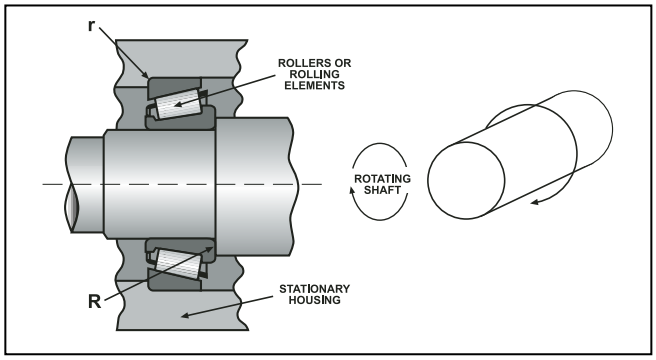

Spacer Bearing Assemblies

Spacer bearing assemblies speed up bearing installation time because there is no need for bearing adjustment. Spacer bearing assemblies are suitable for use with two-row and four-row Timken® tapered roller bearings to preset the bench lateral (bench end play). Most matched bearing assemblies have serial numbers to ensure correct installation sequence.

Timken spacer bearings are precisely ground to provide the exact bench lateral required for the particular bearing application.

Since each spacer is custom-fitted to a particular set of components, a spacer cannot be used with any other bearing components – even if they carry the same part numbers.

When ordering replacement bearing assemblies, specify:

- cone number
- assembly number.

If you do not have the assembly number, specify the component part numbers including:

- cone number
- cup number
- spacer number
- bench end play, which is etched on the spacer.

If you do not have any part numbers for the spacer assembly, specify:

- Name of equipment
- Model number
- Year
- Application position of the bearing.

WARNING: Always follow manufacturer's instructions. Failure to follow all instructions and to properly lubricate the bearing can cause equipment failure, creating a risk of serious bodily harm.

Over-filling or under-filling a wheel hub with lubricant may result in premature component failure. Creating a risk of serious bodily harm.

Never spin a bearing with compressed air. The rollers may be forcefully expelled, creating a risk of serious bodily harm.

DO NOT MIX PARTS.

Tapered Double Outer (TDO)

This diagram depicts the way spacers are used between the cone front faces in the TDO bearing. The spacer fits between the two single cones.

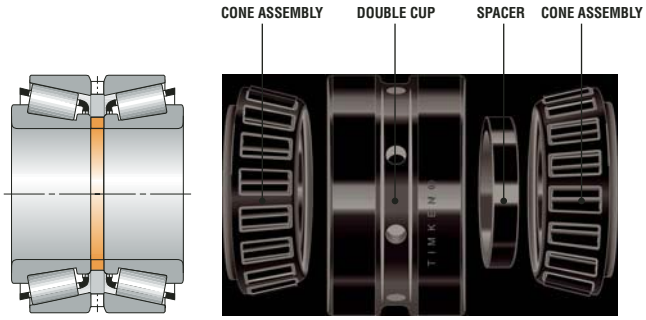

Tapered Double Inner (TDI)

Here is an example of how spacers are used between the cup front faces in the type TDI bearing. The spacer fits between the two single cups.



This guide contains the basic information for most general-use parts in production by The Timken Company. The data contained within this guide is intended for reference purposes and will assist you in part number and external bearing dimension identification.

What you will find

- Cup and cone combinations are grouped by series designation. Dimensional information, inch and metric form, is provided for each cup and cone combination and includes the following:

NOMENCLATURE	DIMENSION SYMBOL
• bore size	"d"
• outside diameter (O.D.)	"D"
• bearing width	"T"
• cone width	"B"
• cup width	"C"
• shaft and housing max fillet radii	"R" for cones – "r" for cups
• bearing weight	

- Where additional characteristics are important to differentiate between parts, the part number is proceeded by an asterisk (*). These characteristics are available in the remarks column.

How to find part numbers

- **If you know the part number**, use the index to locate the section where you will find the part. Once in that section, series are arranged in ascending order.
- **If you only know the cone bore dimension**, use the section titled BEARING DIMENSION BY CONE BORE to find an appropriate series.

TAPERED ROLLER BEARING PART NUMBER PREFIXES AND SUFFIXES

PREFIX	SUFFIX	CONE OR CUP	EXPLANATION
A		Cone & Cup	Standard basic series part number.
	A	Cone	Different bore from basic part number.
	A	Cone	Different complement of rollers.
	A	Cone	Different radius from basic part number.
	A	Cup	Different OD from basic part number.
	A	Cup	Different radius from basic part number.
	A	Cup	Different width from basic part number.
	AA	Cone & Cup	Different bore, OD, width, or radius from basic part number.
	AB	Cone	Different bore, width, or radius from basic part number, assembled with brass cage.
	AB	Cup	Flanged cup. (Non-interchangeable with basic part number.)
	AC	Cone	Different bore or radius, different internal geometry.
	AC	Cup	Different OD, width, or radius from basic part number.
	AD	Cup	Double cup. (Non-interchangeable with basic part number.)
	ADW	Cone	Double cone. Pilots and slots each end, holes in large rib.
	AH	Cone	Assembled with special cage, rollers, and/or Duo-Face internal geometry. (Non-interchangeable with basic part number.)
	AL	Cone	Assembled with Duo-Face seal.
	ARB	Cup	Single cup with snap ring groove in OD.
	AS	Cone & Cup	Different bore, OD, width, or radius from basic part number.
	ASB	Cone	Single cone, different bore or width from basic part number, assembled with brass cage.
	AV	Cone & Cup	Made of special steel.
	AW	Cone & Cup	Keyway or slotted cone or cup.
	AX	Cone & Cup	Different bore, OD, width, or radius from basic part number.
	AXB	Cone	Different bore, width, or radius from basic part number, assembled with brass cage.
	AXD	Cup	IsoClass cup - double cup without oil holes or groove.
	AXV	Cone & Cup	Different OD, width, or radius from basic part number. Made of special steel.
	AXX	Cone & Cup	Different OD, width, or radius from basic part number. Made of special steel.
	B	Cup	Flanged cup. (Non-interchangeable with basic part number.)
	B	Cone & Cup	IsoClass bearing with same boundary dimensions as basic part number, but with different internal geometry, steeper included cup angle.
	BA	Cup	Flanged cup. (Non-interchangeable with basic part number.)
	BNA	Cone	IsoClass cone used in assemblies with 2 cones mated with double cup to form a double row non-adjustable bearing. (Non-interchangeable with other cones having the same basic part numbers which may vary in bore or width dimensions.)
	BR	Cup	Single cup with groove in OD for snap ring.
	BS	Cup	Flanged cup. (Non-interchangeable with basic part number).
	BW	Cup	Flanged cup with slot. (Non-interchangeable with basic part number.)
	BXX	Cup	Flanged single cup. Made of special steel.
	C	Cone	Single cone, envelope dimensions same as basic part number, different internal geometry.
	C	Cup	Dimensionally different from basic part number. (Non-interchangeable).
	CA	Cone	Single cone, envelope dimensions same as basic part number, different internal geometry.
	CB	Cone	Single cone, dimensionally different from basic part number.

PREFIX	SUFFIX	CONE OR CUP	EXPLANATION
	CD	Cup	Double cup with oil holes and groove. One hole counter-bored for locking pin.
	CE	Cup	Dimensionally different from basic part number. (Non-interchangeable.)
CN		Cup	Neoprene cushioned cup.
	CP	Cone & Cup	Flash chrome plated. Otherwise, interchangeable with basic part number.
	CP	Cone & Cup	Envelope dimensions same as basic part number, different internal geometry, customized for performance.
	CR	Cone & Cup	Ribbed cup bearing series.
	CS	Cone & Cup	Dimensionally different from basic part number. (Non-interchangeable.)
	CX	Cone	Dimensionally different from basic part number. (Non-interchangeable.)
	D	Cone & Cup	Double cone or Double cup. (Non-interchangeable with basic part number.)
	DA	Cone	Double cone. (Non-interchangeable with cones having same basic part number.)
	DA	Cup	Spherical OD double cup. (Non-interchangeable with basic part number or other double cups having same basic numbers.)
	DB	Cup	Double cup with flange. (Non-interchangeable with basic part number or double cups having same basic numbers.)
	DB	Cone	Double cone assembled with brass cages.
	DC	Cup	Double cup with hole for locking pin.
	DD	Cone & Cup	Special long double cone or cup. (Non-interchangeable with basic part number or other double parts having same basic numbers.)
	DE	Cone & Cup	Double cone or double cup having different dimensions or other characteristics from single and double parts identified with same basic part number.
	DF	Cup	Double cup with oil holes and groove. Snap ring groove on OD.
	DG	Cone	Double cone with groove in bore.
	DGW	Cone	Double cone with pressure removal groove in bore, and having face slots.
	DH	Cone	Double cone with special cage, rollers, and/or internal geometry. (Non-interchangeable with basic part number.)
	DP	Cone	Double cone with puller groove.
	DR	Cup	Double cup for ribbed cup series. (Non-interchangeable with single and double cups identified with same basic part number.)
	DRB	Cup	Double cup with snap ring groove.
	DS	Cup	Crowned OD double cup. (Non-interchangeable with other cups having same basic part numbers.)
	DT	Cup	Tapered OD double cup. (Non-interchangeable with other cups having same basic part numbers.)
	DV	Cone & Cup	Double cone or double cup made of special steel.
	DVH	Cone	Double cone, special steel, and/or internal geometry. (Non-interchangeable with basic part number.)
	DW	Cone & Cup	Double cone or double cup with keyway or slot. (Non-interchangeable with cones or cups identified with same basic part numbers.)
	DWA	Cone	Double cone with one end extended and with oil slots in extended end.
	DWH	Cone	Double cone with oil slots, assembled with special cage, rollers, and/or internal geometry. (Non-interchangeable with basic part number.)
	DWV	Cone & Cup	Double cone or double cup with keyway or slot. (Non-interchangeable with cones or cups identified with same basic part numbers.) Made of special steel.

TAPERED ROLLER BEARING PART NUMBER PREFIXES AND SUFFIXES

PREFIX	SUFFIX	CONE OR CUP	EXPLANATION
	DX	Cup	Adaptor for spherical or straight OD cup.
	DXX	Cone & Cup	Double cone or double cup made of special steel.
	E	Cone & Cup	Cones or cups having special characteristics differing from and non-interchangeable with other cones or cups identified with the same basic part numbers.
	ED	Cup	Double cup. (Non-interchangeable with other cups identified with same basic part numbers.)
	EDC	Cup	Double cup, special hole in OD for locking pin.
EE		Cone	Large and small ribs - close guided rollers. (Non-interchangeable with other cones identified with same basic part numbers.)
EH		Cone & Cup	Extra heavy series.
EL		Cone & Cup	Extra light series.
EX		Cone & Cup	Experimental.
	EXX	Cone & Cup	Cones or cups having special characteristics differing from and non-interchangeable with other cones or cups identified with the same basic part numbers. Made of special steel.
	F	Cone	Assembled with polymer cage.
FL		Cone & Cup	"Free lateral" series, no large or small ribs.
FX		Cone & Cup	Factory identification number only.
	G	Cone	Retainer groove in bore.
H		Cone & Cup	Heavy series. (Non-interchangeable with other cones and cups identified with same basic part numbers.)
	H	Cone	Assembled with special cage, rollers, and/or internal geometry. (Non-interchangeable with basic part number.)
	HV	Cone	Assembled with special cage, rollers, and/or internal geometry. Made of special steel. (Non-interchangeable with basic part number.)
HH		Cone & Cup	Heavy-Heavy series. (Non-interchangeable with other cones and cups identified with same basic part numbers.)
HM		Cone & Cup	Heavy-Medium series. (Non-interchangeable with other cones and cups identified with same basic part numbers.)
	HP	Cone	Assembled with special cage and/or roller, different internal geometry. Customized for performance. (Non-interchangeable with basic part number.)
	HR	Cup	Special cup used on "Hydra-Rib" bearing. (Non-interchangeable with basic part number.)
J		Cone & Cup	Used alone or with other prefix letters to indicate metric bore and/or OD.
JC		Cone & Cup	Metric Series.
JD		Cone & Cup	Metric Series.
JE		Cone & Cup	Metric Series.
JF		Cone & Cup	Metric Series.
JG		Cone & Cup	Metric Series.
JN		Cone & Cup	Metric Series.
JP		Cone & Cup	Metric Series.
JR		Cone & Cup	Metric Series.
JRM		Cone & Cup	Metric Series, UNIPAC™ bearing.
JS		Cone & Cup	Metric Series.
JT		Cone & Cup	Metric Series.
JU		Cone & Cup	Metric Series.
JW		Cone & Cup	Metric Series.
K		Cup	Double cup with heavy section. May have unusual feature such as flange. (Non-interchangeable with basic part number.)

PREFIX	SUFFIX	CONE OR CUP	EXPLANATION
	KP	Thrust Bearing	Cadmium plated.
L		Cone & Cup	Light series. (Non-interchangeable with other cones and cups identified with same basic part numbers.)
	L	Cone	Cone assembled with Duo-Face seal.
	L	Cup	Loose rib. (Part of Unit-Bearing.)
	LA	Cone	Cone assembled with Duo-FaceX seal and with "O" ring groove in bore.
	LA, LB,	Seal	These suffixes are used on a basic Duo-Face-Plus seal number to identify the assembly resulting from the use of the seal various cones in the series.
LL		Cone & Cup	Light-Light series.
LM		Cone & Cup	Light-Medium series.
M		Cone & Cup	Medium series.
N		Cone	Bock or Gilliam type bearings.
NA	NA	Cone	Two cones mated with double cup to form double row non-adjustable bearing. (Non-interchangeable with other cones having same basic part numbers which may vary in bore, OD, and width dimensions.)
	NA	Cup	Etched electric pencil or double cups mated with two "NA" type single cones to form double row non-adjustable bearings.
	NAV	Cone	"NA" cone made of special steel.
	NC	Cup	Cushioned cup (usually neoprene).
	NI	Cup	Tapered or threaded bore.
NP		Cone & Cup	Used with random numbers for product differentiation.
	NR	Cone	"NA" type ribless cone for ribbed cup series.
	NW	Cone	"NA" type cone with slotted front face.
	NWV	Cone	"NA" type cone with slotted front face. Made of special steel.
	NX	Cone	Lapped front face.
	P	Cone	Puller groove.
	P	Cone & Cup	Customized for performance.
R		Cone & Cup	Gilliam replacement series. (Non-interchangeable with other cones and cups identified with same basic numbers.)
	R	Cone & Cup	Special feature bearing. (Non-interchangeable with bearings having the same basic part numbers.)
	R	Cone & Cup	Bock type bearing.
	R	Cone	Basic part number with polymer lubricant.
	RB	Cup	Snap ring on OD.
RC		Cone & Cup	Special ribbed cup bearing.
	RN	Various	Used with random numbers, not to exceed six (6) digits, for purchased items that are distributed by Timken.
	RR	Cone & Cup	"Relieved race."
	S	Cone & Cup	Special feature bearing. (Non-interchangeable with bearings having same basic part numbers.)
	SA	Cone & Cup	Special feature bearing. (Non-interchangeable with bearings having same basic part numbers.)
	SB	Cone	Assembled with brass cage. (Non-interchangeable with basic part number.)
	SB	Cup	Flanged cup. (Non-interchangeable with basic part number.)
	SC	Cone	With square bore. (Non-interchangeable with basic part number.)
	SD	Cone & Cup	Double cone with square bore or double cup. (Non-interchangeable with basic part number.)
	SH	Cone	Special feature bearing, with special cage, rollers, and/or internal geometry. (Non-interchangeable with bearings having same basic part numbers.)

TAPERED ROLLER BEARING PART NUMBER PREFIXES AND SUFFIXES

PREFIX	SUFFIX	CONE OR CUP	EXPLANATION
	SL	Thrust Bearing	Basic part number with polymer lubricant.
	SR	Cone	Different radius from basic part numbers.
	SW	Cone & Cup	Slot or keyway. (Non-interchangeable with bearings having same basic part numbers.)
	SWB	Cone	Slot or keyway assembled with brass cage. (Non-interchangeable with bearings having same basic part numbers.)
	SWV	Cone	Slot or keyway made of special steel. (Non-interchangeable with bearings having same basic part numbers.)
	SX	Cup	Special feature bearing. (Non-interchangeable with bearings having same basic part numbers.)
T		Race	Thrust bearing assemblies.
T		Cup	Double cup with heavy section. May have unusual feature such as flange, tapered OD, etc.
	T	Cone	Tapered bore. (Non-interchangeable with basic part number.)
	T	Cup	Tapered OD. (Non-interchangeable with basic part number.)
	TA	Cone	Tapered bore "NA" type cone. (Non-interchangeable with basic part number.)
	TA	Cup	Tapered OD. (Non-interchangeable with basic part number.)
	TB	Cone	Tapered bore cone with brass cage. (Non-interchangeable with basic part number.)
TC		Race	Thrust bearing assembly.
	TC	Cone	Tapered bore. (Non-interchangeable with basic part number.)
	TD	Cone	Double with tapered bore. (Non-interchangeable with basic part number.)
	TDB	Cone	Double with tapered bore, assembled with brass cages. (Non-interchangeable with basic part number.)
	TDE	Cone	Double with tapered bore and extended rib. (Non-interchangeable with basic part number.)
	TDG	Cone	Double with tapered bore, groove in bore. (Non-interchangeable with basic part number.)
	TDGV	Cone	Double with tapered bore, groove in bore. Made of special steel. (Non-interchangeable with basic part number.)
	TDH	Cone	Double with tapered bore, special cage, rollers or internal geometry. (Non-interchangeable with basic part number.)
	TDL	Cone	Double with tapered bore, interlock feature. (Non-interchangeable with basic part number.)
	TDV	Cone	Double with tapered bore. Made of special steel. (Non-interchangeable with basic part number.)
	TDW	Cone	Double with tapered bore and slots or keys. (Non-interchangeable with basic part number.)
	TDXX	Cone	Double with tapered bore. Made of special steel. (Non-interchangeable with basic part number.)
	TE	Cone	Single, tapered bore, extended large rib. (Non-interchangeable with basic part number.)
	TEV	Cone	Single, tapered bore, extended large rib. Made of special steel. (Non-interchangeable with basic part number.)
	TL	Cone	Tapered bore with interlock feature. Non-interchangeable with basic part number.)
	TLE	Cone	Tapered bore with interlock feature and extended rib. (Non-interchangeable with basic part number.)
	TP	Cone	Tapered bore cone with puller groove. (Non-interchangeable with basic part number.)

PREFIX	SUFFIX	CONE OR CUP	EXPLANATION
	TPE	Cone	Tapered bore cone with puller groove, extended large rib. (Non-interchangeable with basic part number.)
	TPV	Cone	Tapered bore cone. Made of special steel. (Non-interchangeable with basic part number.)
	TW	Cone & Cup	Tapered bore cone or cup OD with slots or keys. (Non-interchangeable with basic part number.)
	TWE	Cone & Cup	Tapered bore cone or cup OD with locking keyway in front face, extended larger rib. (Non-interchangeable with basic part number.)
	TXX	Cone	Tapered bore. Made of special steel. (Non-interchangeable with basic part number.)
U		Cone & Cup	Basic series part number, unitized, self-contained.
	U	Cone & Cup	Basic series part number, unitized, self-contained.
	US	Cone & Cup	Special close stand.
V		Cone & Cup	Special close stand.
	V	Cone & Cup	Made of special steel.
	VC	Cone	Special internal geometry. Made of special steel. (Non-interchangeable with basic part number.)
	VH	Cone	Special cage, rollers, and/or internal geometry. Made of special steel. (Non-interchangeable with basic part number.)
	W	Cone & Cup	Slot(s) or keyway(s).
	W	Thrust Bearing	Oil holes in retainer.
	WB	Cone	Slot(s) or keyway(s) with brass cage.
	WC	Cone	Slot(s) or keyway(s).
	WD	Cone	Double cone with slot(s) or keyway(s).
	WE	Cone & Cup	Extended face with slot(s) or keyway(s). (Non-interchangeable with basic part number.)
	WS	Cone & Cup	Slot(s) or keyway(s).
	WV	Cone & Cup	Slot(s) or keyway(s). Made of special steel.
	WXX	Cone & Cup	Slot(s) or keyway(s). Made of special steel.
X		Cone	IsoClass part number.
	X	Cone	Slot(s) or keyway(s).
	X	Cone & Cup	Special feature bearing. (Non-interchangeable with bearings having the same basic part number.)
	X	Cone & Cup	IsoClass bearing with same boundary dimensions as basic part number but with different internal geometry, yielding increased rating.
	XA	Cone & Cup	Special feature bearing. (Non-interchangeable with bearings having the same basic part number.)
XAA		Cone	IsoClass single cone. (Non-interchangeable with bearings having the same basic part number.)
XAB		Cone	IsoClass single cone. (Non-interchangeable with bearings having the same basic part number.)
	XB	Cone	Different bore, width, or radius, from basic part number. Assembled with brass cage. (Non-interchangeable with basic part number.)
	XB	Cup	Special feature flanged cup. (Non-interchangeable with bearings having the same basic part number.) (Non-interchangeable with basic part number.)
XC		Cone & Cup	Limited production bearings to which standard series part numbers have not been assigned.
	XD	Cup	Double cup, no oil holes or groove.
	XD	Cone	Double cone, different bore or width from basic part numbers. Double cone, oil holes in large rib.

TAPERED ROLLER BEARING PART NUMBER PREFIXES AND SUFFIXES

PREFIX	SUFFIX	CONE OR CUP	EXPLANATION
	XDXP	Cup	Double cup, no oil holes or groove, special material and process.
	XE	Cup	Different bore, width, or radius from basic part number.
XGA		Cone	IsoClass single cone. (Non-interchangeable with bearings having the same basic part number.)
XGB		Cone	IsoClass single cone. (Non-interchangeable with bearings having the same basic part number.)
	XP	Cone	Special steel and process.
XR			Crossed roller bearing series.
	XS	Cone & Cup	Different bore, width, or radius from basic part number.
	XS	Cone	Double.
	XV	Cone & Cup	Special feature cone or cup made of special steel.
	XW	Cone	Slotted.
	XX	Cone & Cup	Single cone or single cup. Made of special steel.
Y		Cup	IsoClass part number.
	YD	Cup	Double cup with oil holes, no groove. (Non-interchangeable with basic part number.)
	YDA	Cup	Double cup with oil holes, no groove. (Non-interchangeable with bearings having the same basic part number.)
	YDV	Cup	Double cup with oil holes, no groove. Made of special steel.
	YDW	Cone	Double cup with oil holes, no groove. Slot(s) or keyway(s) in face(s).
	YKA	Cup	IsoClass single cup. (Non-interchangeable with bearings having the same basic part number.)
YKB		Cup	IsoClass single cup. (Non-interchangeable with bearings having the same basic part number.)
YSA		Cup	IsoClass single cup. (Non-interchangeable with bearings having the same basic part number.)
	Z	Cone & Cup	Close stand part.

INTRODUCTION

Mounting a bearing with the proper fit helps ensure the bearing will function as desired. In general, the rotating race must be mounted with a tight fit. A loose fit is used on a stationary cone or on a double cup, especially at the floating position. Cups mounted in an aluminum housing must have minimum tight fit of .001 times the cup O.D. For magnesium housings, the minimum tight fit must be .0015 times the cup O.D. The fitting practices listed within this catalog are specific to industrial applications. **Automotive bearings** require special fitting practices.

Precision bearings require a special fit that depends on the precision class of the bearing used. In addition to the proper fit and bearing alignment, the desired accuracy of the spindle, cup and cone seat roundness, and square backing shoulders for both the cup and the cone are very critical. Less than desirable spindle runout will likely result if any of these areas are out of tolerance. A complete discussion showing recommended fits, cup seat and cone seat roundness and backing squareness is found in the booklet "Timken Bearings For Machine Tools".

Rolling mill bearings also require special fitting practices depending on the type of bearing involved. Refer to the Timken booklet "Rolling Mill Bearings" for a complete discussion of fitting practices.

MACHINED SURFACE FINISHES FOR SHAFTS AND HOUSINGS

The cup and cone seats should be smooth and within specified tolerances for size, roundness and taper. Ground finish is usually recommended for shafts whenever possible. The recommended finish for ground and turned surfaces is as follows:

- Cone seats - ground 63 micro-inches AA (maximum) (1.6 micrometer).
- Cone seats - turned 125 micro-inches AA (maximum) (3.2 micrometer).

If the bearing seat finishes are rougher than these limits, there is not enough contact area and the fit will loosen easily, especially if the race is pressed on and off several times.

The following tables show machined finishes for shafts and housings and the recommended fitting practice for both inch and metric sizes.

INCH SYSTEM BEARINGS
CONE FITTING PRACTICE (inches) **CLASS: 4 AND 2 CONES**

CONE BORE			DEVIATION FROM MINIMUM CONE BORE AND RESULTANT FIT											
			ROTATING CONE		ROTATING OR STATIONARY CONE		STATIONARY CONE							
Range		Tolerance	Ground Seat		Unground or Ground Seat		Unground Seat		Ground Seat		Unground Seat		Hardened and Ground Seat	
		Does not apply to TNASW and TNASWE. type bearings.	Constant Loads With Moderate Shock		Heavy Loads, or High Speed or Shock		Moderate Loads, No Shock		Moderate Loads, No Shock		Sheaves, Wheels, Idlers		Wheel Spindles	
Over	Inclusive		Cone Seat Deviation	Resultant Fit	Cone Seat Deviation	Resultant Fit	Cone Seat Deviation	Resultant Fit	Cone Seat Deviation	Resultant Fit	Cone Seat Deviation	Resultant Fit	Cone Seat Deviation	Resultant Fit
0	3.0000	0.0000 +0.0005	+0.0015 +0.0010	0.0015T 0.0005T	+0.0025 +0.0015	0.0025T 0.0010T	+0.0005 0.0000	0.0005T 0.0005L	0.0000 -0.0005	0.0000 0.0010L	0.0000 -0.0005	0.0000 0.0010L	-0.0002 -0.0007	0.0002L 0.0012L
3.0000	12.0000	0.0000 +0.0010	+0.0025 +0.0015	0.0025T 0.0005T	Use Average Tight Cone Fit of 0.0005 in./in. of Cone Bore		+0.0010 0.0000	0.0010T 0.0010L	0.0000 -0.0010	0.0000 0.0020L	0.0000 -0.0010	0.0000 0.0020L	-0.0002 -0.0012	0.0002L 0.0022L
12.0000	24.0000	0.0000 +0.0020	+0.0050 +0.0030	0.0050T 0.0010T			+0.0020 0.0000	0.0020T 0.0020L	0.0000 -0.0020	0.0000 0.0040L	0.0000 -0.0020	0.0000 0.0040L	— —	— —
24.0000	36.0000	0.0000 +0.0030	+0.0075 +0.0045	0.0075T 0.0015T			+0.0030 0.0000	0.0030T 0.0030L	0.0000 -0.0030	0.0000 0.0060L	0.0000 -0.0030	0.0000 0.0060L	— —	— —

EXAMPLE: If the minimum cone bore = 3.0000 inches, the suggested shaft size = 3.0015 in. to 3.0010 in for a cone fit of 0.0015 in tight to 0.0005 in tight.

INDUSTRIAL FITTING PRACTICES

INCH SYSTEM BEARINGS
CUP FITTING PRACTICE (inches) — CLASS: 4 AND 2 CUPS

CUP OD			DEVIATION FROM MINIMUM CUP OD AND RESULTANT FIT							
			STATIONARY CUP				STATIONARY OR ROTATING CUP		ROTATING CUP	
Range		Tolerance	Floating or Clamped		Adjustable		Non Adjustable or in Carriers, Sheaves - Clamped		Sheaves - Unclamped ‡	
Over	Inclusive		Cup Seat Deviation	Resultant Fit	Cup Seat Deviation	Resultant Fit	Cup Seat Deviation	Resultant Fit	Cup Seat Deviation	Resultant Fit
0	3.0000	+0.0010 0.0000	+0.0020 +0.0030	0.0010L 0.0030L	0.0000 +0.0010	0.0010T 0.0010L	-0.0015 -0.0005	0.0025T 0.0005T	-0.0030 -0.0020	0.0040T 0.0020T
3.0000	5.0000	+0.0010 0.0000	+0.0020 +0.0030	0.0010L 0.0030L	0.0000 +0.0010	0.0010T 0.0010L	-0.0020 -0.0010	0.0030T 0.0010T	-0.0030 -0.0020	0.0040T 0.0020T
5.0000	12.0000	+0.0010 0.0000	+0.0020 +0.0030	0.0010L 0.0030L	0.0000 +0.0020	0.0010T 0.0020L	-0.0020 -0.0010	0.0030T 0.0010T	-0.0030 -0.0020	0.0040T 0.0020T
12.0000	24.0000	+0.0020 0.0000	+0.0040 +0.0060	0.0020L 0.0060L	+0.0010 +0.0030	0.0010T 0.0030L	-0.0030 -0.0010	0.0050T 0.0010T	-0.0040 -0.0020	0.0060T 0.0020T
24.0000	36.0000	+0.0030 0.0000	+0.0060 +0.0090	0.0030L 0.0090L	+0.0020 +0.0050	0.0010T 0.0050L	-0.0040 -0.0010	0.0070T 0.0010T	– –	– –

INCH SYSTEM BEARINGS
CONE FITTING PRACTICE (MICROMETERS) — CLASS: 4 AND 2 CONES

CONE BORE			DEVIATION FROM MINIMUM CONE BORE AND RESULTANT FIT											
			ROTATING CONE		ROTATING OR STATIONARY CONE		STATIONARY CONE							
Range mm		Tolerance µm Does not apply to TNASW and TNASWE. type bearings.	Ground Seat Constant Loads with Moderate Shock		Unground or Ground Seat Heavy Loads, or High Speed or Shock		Unground Seat Moderate Loads, No Shock		Ground Seat Moderate Loads, No Shock		Unground Seat Sheaves, Wheels, Idlers		Hardened and Ground Seat Wheel Spindles	
Over	Inclusive		Cone Seat Deviation	Resultant Fit	Cone Seat Deviation	Resultant Fit	Cone Seat Deviation	Resultant Fit	Cone Seat Deviation	Resultant Fit	Cone Seat Deviation	Resultant Fit	Cone Seat Deviation	Resultant Fit
0	72.200	0 +13	+38 +25	38T 12T	+64 +38	64T 25T	+13 0	13T 13L	0 -13	0 26L	0 -13	0 26L	-5 -18	5L 31L
76.200	304.800	0 +25	+64 +38	64T 13T	Use Average Tight Cone Fit of 0.5µm/mm of Cone Bore.		+25 0	25T 25L	0 -25	0 50L	0 -25	0 50L	-5 -30	5L 55L
304.800	609.600	0 +51	+127 +76	127T 25T			+51 0	51T 51L	0 -51	0 102L	0 -51	0 102L	— —	— —
609.600	914.400	0 +76	+190 +114	190T 38T			+76 0	76T 76L	0 -76	0 152L	0 -76	0 152L	— —	— —

EXAMPLE: If the minimum cone bore = 75.000 mm, the suggested shaft size = 75.038 mm to 75.025 mm, for a cone fit of 0.038 mm tight to 0.012 mm tight.

‡ Unclamped cup design is applicable only to sheaves with negligible fleet angle

INCH SYSTEM BEARINGS
CUP FITTING PRACTICE (MICROMETERS)

CLASS: 4 AND 2 CUPS

CUP OD			DEVIATION FROM MINIMUM CUP OD AND RESULTANT FIT							
			STATIONARY CUP				STATIONARY OR ROTATING CUP		ROTATING CUP	
Range (mm)		Tolerance (µm)	Floating or Clamped		Adjustable		Nonadjustable or in Carriers, Sheaves-Clamped		Sheaves-Unclamped ‡	
Over	Inclusive		Cup Seat Deviation	Resultant Fit	Cup Seat Deviation	Resultant Fit	Cup Seat Deviation	Resultant Fit	Cup Seat Deviation	Resultant Fit
0	76.200	+25 0	+51 +76	26L 76L	0 +25	25T 25L	-38 -13	63T 13T	-76 -51	101T 51T
76.200	127.000	+25 0	+51 +76	26L 76L	0 +25	25T 25L	-51 -25	76T 25T	-76 -51	101T 51T
127.000	304.800	+25 0	+51 +76	26L 76L	0 +51	25T 51L	-51 -25	76T 25T	-76 -51	101T 51T
304.800	609.600	+51 0	+102 +152	51L 152L	+26 +76	25T 76L	-76 -25	127T 25T	-102 -51	153T 51T
609.600	914.400	+76 0	+152 +229	76L 229L	+51 +127	25T 127L	-102 -25	178T 25T	– –	– –

FOR METRIC "J" PREFIX AND IsoClass PARTS
CUP FITTING PRACTICE (INCHES)

CLASS: K AND N CUPS

CUP OD			DEVIATION FROM MAXIMUM CUP OD AND RESULTANT FIT											
			STATIONARY CUP									ROTATING CUP		
Range		Tolerance	Floating or Clamped			Adjustable			Non adjustable or in Carriers			Nonadjustable or in Carriers, Sheaves-Clamped		
Open	Inclusive		Cup Seat Deviation	Resultant Fit	Sym-bol	Cup Seat Deviation	Resultant Fit	Sym-bol	Cup Seat Deviation	Resultant Fit	Sym-bol	Cup Seat Deviation	Resultant Fit	Sym-bol
0.7087	1.1811	0.0000 -0.0005	+0.0003 +0.0011	0.0003L 0.0016L	G7	-0.0003 +0.0005	0.0003T 0.0010L	J7	-0.0013 -0.0005	0.0013T 0.0000	P7	-0.0017 -0.0009	0.0017T 0.0004T	R7
1.1811	1.9685	0.0000 -0.0006	+0.0004 +0.0014	0.0004L 0.0020L	G7	-0.0004 +0.0006	0.0004T 0.0011L	J7	-0.0016 -0.0006	0.0016T 0.0000	P7	-0.0020 -0.0010	0.0020T 0.0004T	R7
1.9685	3.1496	0.0000 -0.0006	+0.0004 +0.0016	0.0004L 0.0022L	G7	-0.0004 +0.0008	0.0004T 0.0014L	J7	-0.0021 -0.0009	0.0021T 0.0003T	P7	-0.0023 -0.0011	0.0023T 0.0005T	R7
3.1496	4.7244	0.0000 -0.0007	+0.0005 +0.0019	0.0005L 0.0026L	G7	-0.0005 +0.0009	0.0005T 0.0016L	J7	-0.0025 -0.0011	0.0025T 0.0004T	P7	-0.0029 -0.0015	0.0029T 0.0008T	R7
4.7244	5.9055	0.0000 -0.0008	+0.0006 +0.0022	0.0006L 0.0030L	G7	-0.0006 +0.0010	0.0006T 0.0018L	J7	-0.0028 -0.0012	0.0028T 0.0004T	P7	-0.0035 -0.0019	0.0035T 0.0011T	—
5.9055	7.0866	0.0000 -0.0010	+0.0006 +0.0022	0.0006L 0.0032L	G7	-0.0006 +0.0010	0.0006T 0.0020L	J7	-0.0028 -0.0012	0.0028T 0.0002T	P7	-0.0035 -0.0019	0.0035T 0.0009T	—
7.0866	9.8425	0.0000 -0.0012	+0.0006 +0.0024	0.0006L 0.0036L	G7	-0.0007 +0.0011	0.0007T 0.0023L	J7	-0.0032 -0.0014	0.0032T 0.0002T	P7	-0.0042 -0.0024	0.0042T 0.0012T	R7
9.8425	12.40.16	0.0000 -0.0014	+0.0007 +0.0027	0.0007L 0.0041L	G7	-0.0007 +0.0013	0.0007T 0.0027L	J7	-0.0034 -0.0014	0.0034T 0.0000	P7	-0.0047 -0.0027	0.0047T 0.0013T	R7
12.4016	15.7480	0.0000 -0.0016	+0.0025 +0.0039	0.0025L 0.0055L	F6	-0.0007 +0.0015	0.0007T 0.0031L	J7	-0.0039 -0.0017	0.0039T 0.0001T	P7	-0.0059 -0.0037	0.0059T 0.0021T	R7
15.7480	19.6850	0.0000 -0.0018	+0.0028 +0.0038	0.0028L 0.0056L	F5	-0.0009 +0.0016	0.0009T 0.0034L	J7	-0.0044 -0.0019	0.0044T 0.0001T	P7	-0.0066 -0.0041	0.0066T 0.0023T	R7
19.6850	24.8032	0.0000 -0.0020	+0.0026 +0.0045	0.0026L 0.0065L	—	-0.0009 +0.0018	0.0009T 0.0038L	—	-0.0046 -0.0020	0.0046T 0.0000	—	-0.0070 -0.0042	0.0070T 0.0022T	—
24.8032	31.4961	0.0000 -0.0031	+0.0030 +0.0059	0.0030L 0.0090L	—	-0.0010 +0.0020	0.0010T 0.0051L	—	-0.0059 -0.0030	0.0059T 0.0001L	—	— —	— —	—
31.4961	39.3701	0.0000 -0.0039	+0.0030 +0.0069	0.0030L 0.0108L	—	-0.0010 +0.0030	0.0010T 0.0069L	—	-0.0079 -0.0039	0.0079T 0.0000	—	— —	— —	—

‡ Unclamped cup design is applicable only to sheaves with negligible fleet angle

FOR "J" PREFIX AND ISO PARTS CONE FITTING PRACTICE (INCHES)

CLASS: K AND N CONES

CONE BORE			DEVIATION FROM MAXIMUM CONE BORE AND RESULTANT FIT																	
			ROTATING CONE			ROTATING OR STATIONARY CONE			STATIONARY CONE											
Range		Tolerence	Ground Seat Constant Loads with Moderate Shock			Unground or Ground Seat Heavy Loads, or High Speed or Shock			Unground Seat Moderate Loads, No Shock			Ground Seat Moderate Loads, No Shock			Unground Seat Sheaves, Wheels, Idlers			Hardened and Ground Seat Wheel Spindles		
Over	Inclusive		Cone Seat Deviation	Resultant Fit	Symbol	Cone Seat Deviation	Resultant Fit	Symbol	Cone Seat Deviation	Resultant Fit	Symbol	Cone Seat Deviation	Resultant Fit	Symbol	Cone Seat Deviation	Resultant Fit	Symbol	Cone Seat Deviation	Resultant Fit	Symbol
0.3937	0.7087	-0.0005 0.0000	+0.0007 +0.0003	0.0012T 0.0003T	m6	+0.0009 +0.0005	0.0014T 0.0005T	n6	0.0000 -0.0004	0.0005T 0.0004L	h6	-0.00025 -0.00065	0.00025T 0.00065L	g6	-0.00025 -0.00065	0.00025T 0.00065L	g6	-0.0006 -0.0011	0.0001L 0.0010L	f6
0.7087	1.1811	-0.0005 0.0000	+0.0008 +0.0003	0.0013T 0.0003T	m6	+0.0011 +0.0006	0.0016T 0.0006T	n6	0.0000 -0.0005	0.0005T 0.0005L	h6	-0.0003 -0.0008	0.0002T 0.0008L	g6	-0.0003 -0.0008	0.0002T 0.0008L	g6	-0.0008 -0.0013	0.0003L 0.0013L	f6
1.1811	1.9685	-0.0005 0.0000	+0.0010 +0.0004	0.0015T 0.0004T	m6	+0.0013 +0.0007	0.0018T 0.0007T	n6	0.0000 -0.0006	0.0005T 0.0006L	h6	-0.0004 -0.0010	0.0001T 0.0010L	g6	-0.0004 -0.0010	0.0001T 0.0010L	g6	-0.0010 -0.0016	0.0005L 0.0016L	f6
1.9685	3.1496	-0.0006 0.0000	+0.0012 +0.0005	0.0018T 0.0005T	m6	+0.0015 +0.0008	0.0021T 0.0008T	n6	0.0000 -0.0007	0.0006T 0.0007L	h6	-0.0004 -0.0011	0.0002T 0.0011L	g6	-0.0004 -0.0011	0.0002T 0.0011L	g6	-0.0012 -0.0019	0.0006L 0.0019L	f6
3.1496	4.7244	-0.0008 0.0000	+0.0014 +0.0005	0.0022T 0.0005T	m6	+0.0019 +0.0010	0.0027T 0.0010T	n6	0.0000 -0.0009	0.0008T 0.0009L	h6	-0.0005 -0.0014	0.0003T 0.0014L	g6	-0.0005 0.0014	0.0003T 0.0014L	g6	-0.0014 -0.0023	0.0006L 0.0023L	f6
4.7244	7.0866	-0.0010 0.0000	+0.0022 +0.0022	0.0032T 0.0012T	n6	+0.0028 +0.0018	0.0038T 0.0018T	p6	0.0000 -0.0010	0.0010T 0.0010L	h6	-0.0006 -0.0016	0.0004T 0.0016L	g6	-0.0006 -0.0016	0.0004T 0.0016L	g6	-0.0016 -0.0026	0.0006L 0.0026L	f6
7.0866	9.8425	-0.0012 0.0000	+0.0026 +0.0014	0.0038T 0.0014T	n6	+0.0042 +0.0030	0.0054T 0.0030T	r6	0.0000 -0.0012	0.0012T 0.0012L	h6	-0.0006 -0.0018	0.0006T 0.0018L	g6	-0.0006 -0.0018	0.0006T 0.0018L	g6	-0.0020 -0.0032	0.0008L 0.0032L	f6
9.8425	12.4016	-0.0014 0.0000	+0.0026 +0.0014	0.0040T 0.0014T	n6	+0.0055 +0.0035	0.0069T 0.0035T	r7	0.0000 -0.0012	0.0014T 0.0012L	h6	-0.0007 -0.0019	0.0007T 0.0019L	g6	-0.0007 -0.0019	0.0007T 0.0019L	g6	-0.0022 -0.0034	0.0008L 0.0034L	f6
12.4016	15.7480	-0.0016 0.0000	+0.0030 +0.0016	0.0046T 0.0016T	n6	+0.0067 +0.0045	0.0083T 0.0045T	r7	0.0000 -0.0014	0.0016T 0.0014L	h6	-0.0007 -0.0029	0.0009T 0.0029L	g7	-0.0007 -0.0029	0.0009T 0.0029L	g7	— —	— —	— —
15.7480	19.6850	-0.0018 0.0000	+0.0034 +0.0018	0.0052T 0.0018T	n6	+0.0075 +0.0050	0.0093T 0.0050T	r7	0.0000 -0.0016	0.0018T 0.0016L	h6	-0.0008 -0.0033	0.0010T 0.0033L	g7	-0.0008 -0.0033	0.0010T 0.0033L	g7	— —	— —	— —
19.6850	24.8032	-0.0020 0.0000	+0.0039 +0.0020	0.0059T 0.0020T	—	+0.0079 +0.0050	0.0099T 0.0050T	—	0.0000 -0.0020	0.0020T 0.0020L	—	-0.0020 -0.0039	0.0000 0.0039L	—	-0.0020 -0.0039	0.0000 0.0039L	—	— —	— —	— —
24.8032	31.4961	-0.0031 0.0000	+0.0049 +0.0020	0.0080T 0.0020T	—	+0.0089 +0.0059	0.0120T 0.0059T	—	0.0000 -0.0030	0.0031T 0.0030L	—	-0.0031 -0.0059	0.0000 0.0059L	—	-0.0031 -0.0059	0.0000 0.0059L	—	— —	— —	— —
31.4961	39.3701	-0.0039 0.0000	+0.0059 +0.0020	0.0098T 0.0020T	—	+0.0108 +0.0069	0.0147T 0.0069T	—	0.0000 -0.0039	0.0039T 0.0039L	—	-0.0039 -0.0079	0.0000 0.0079L	—	-0.0039 -0.0079	0.0000 0.0079L	—	— —	— —	— —

FOR "J" PREFIX AND ISO PARTS
CUP FITTING PRACTICE (MICROMETERS)

CLASS: K AND N CUPS

CUP OD			DEVIATION FROM MAXIMUM CUP OD AND RESULTANT FIT											
			STATIONARY CUP									ROTATING CUP		
Range (mm)		Tolerance (μm)	Floating or Clamped			Adjustable			Nonadjustable or in Carriers			Nonadjustable or in Carriers or Sheaves-Clamped		
Open	Inclusive		Cup Seat Deviation	Resultant Fit	Sym-bol	Cup Seat Deviation	Resultant Fit	Sym-bol	Cup Seat Deviation	Resultant Fit	Sym-bol	Cup Seat Deviation	Resultant Fit	Sym-bol
18	30	0 -12	+7 +28	7L 40L	G7	-9 +12	9T 24L	J7	-35 -14	35T 2T	P7	-41 -20	41T 8T	R7
30	50	0 -14	+9 +34	9L 48L	G7	-11 +14	11T 28L	J7	-42 -17	42T 3T	P7	-50 -25	50T 11T	R7
50	65	0 -16	+10 40	10L 56L	G7	-12 +18	12T 34L	J7	-51 -21	51T 5T	P7	-60 -30	60T 14T	R7
65	80											-62 -32	62T 16T	
80	100	0 -18	+12 47	12L 65L	G7	-13 +22	13T 34L	J7	-59 -24	59T 6T	P7	-73 -38	73T 20T	R7
100	120											-76 -41	76T 23T	
120	150	0 -20	+14 +54	14L 74L	G7	-14 +26	14T 46L	J7	-68 -28	68T 8T	P7	-89 -48	89T 28T	—
150	180	0 -25	+14 +54	14L 79L	G7	-14 +260	14T 51L	J7	-68 -28	68T 3T	P7	-89 -48	89T 23T	—
180	200	0 -30	+15 +61	15L 91L	G7	-16 +30	16T 60L	J7	-79 -33	79T 3T	P7	-106 -60	106T 30T	R7
200	225											-109 -63	109T 33T	
225	250											-113 -67	113T 37T	
250	280	0 -35	+17 +69	17L 104L	G7	-16 +36	16T 71L	J7	-88 -36	88T 1T	P7	-126 -74	126T 39T	R7
280	315											-130 -78	130T 43T	
315	355	0 -40	+62 +98	62L 138L	G7	-18 +39	18T 79L	J7	-98 -41	98T 1T	P7	-144 -87	144T 47T	R7
355	400											-150 -93	150T 53T	
400	450	0 -45	+68 +95	68L 140L	G7	-20 +43	20T 88L	J7	-108 -45	108T 0	P7	-166 -103	166T 58T	R7
450	500											-172 -109	172T 64T	
500	630	0 -50	+65 +115	65L 165L	—	-22 +46	22T 96L	—	-118 -50	118T 0	—	-190 -120	190T 70T	—
630	800	0 -80	+75 +150	75L 230L	—	-25 +50	25T 130L	—	150 -75	150T 5L	—	— —	— —	—
800	1000	0 -100	+75 +175	75L 275L	—	-25 +75	25T 175L	—	-200 -100	200T 0	—	— —	— —	—

FOR "J" PREFIX AND ISO PARTS
CONE FITTING PRACTICE (MICROMETERS)

CLASS: K AND N CONES

CONE BORE			DEVIATION FROM MAXIMUM CONE BORE AND RESULTANT FIT																	
			ROTATING CONE			ROTATING OR STATIONARY CONE			STATIONARY CONE											
Range		Toler-ence	Ground Seat Constant Loads with Moderate Shock			Unground or Ground Seat Heavy Loads, or High Speed or Shock			Unground Seat Moderate Loads, No Shock			Ground Seat Moderate Loads No Shock			Unground Seat Sheaves, Wheels, Idlers			Hardened and Ground Seat Wheel Spindles		
Open	Inclusive		Cone Seat Deviation	Resultant Fit	Sym-bol	Cone Seat Deviation	Resultant Fit	Sym-bol	Cone Seat Deviation	Resultant Fit	Sym-bol	Cone Seat Deviation	Resultant Fit	Sym-bol	Cone Seat Deviation	Resultant Fit	Sym-bol	Cone Seat Deviation	Resultant Fit	Sym-bol
10	18	-12 0	+18 +7	30T 7T	m6	+23 +12	35T 12T	m6	0 -11	12T 011L	h6	-6 -17	6T 17L	g6	-6 -17	6T 17L	g6	-16 -27	4L 27L	f6
18	30	-12 0	+21 +8	33T 8T	m6	+28 +15	40T 15T	m6	0 -13	12T 13L	h6	-7 -20	5T 20L	g6	-7 -20	5T 20L	g6	-20 -33	8L 33L	f6
30	50	-12 0	+25 +9	37T 9T	m6	+33 +17	45T 17T	m6	0 -16	12T 16L	h6	-9 -25	3T 25L	g6	-9 -25	3T 25L	g6	-25 -41	13L 41L	f6
50	80	-15 0	+30 +11	45T 11T	m6	+39 +20	54T 20T	m6	0 -19	15T 19L	h6	-10 -29	5T 29L	g6	-10 -29	5T 29L	g6	-30 -49	15L 49L	f6
80	120	-20 0	+35 +13	55T 13T	m6	+45 +23	65T 23T	m6	0 -22	20T 22L	h6	-12 -34	8T 34L	g6	-12 -34	8T 34L	g6	-36 -58	16L 58L	f6
120	180	-25 0	+52 +27	77T 27T	m6	+68 +43	93T 43T	p6	0 -25	25T 25L	h6	-14 -39	11T 39L	g6	-14 -39	11T 39L	g6	-43 -68	18L 68L	f6
180	200	-30 0	+60 +31	90T 31T	m6	+106 +77	136T 77T	r6	0 -29	30T 29L	h6	-15 -44	15T 44L	g6	-15 -44	15T 44L	g6	-50 -79	20L 79L	f6
200	225					+109 +80	139T 80T													
225	250					+113 +84	143T 84T													
250	280	-35 0	+66 +34	101T 34T	m6	+146 +94	181T 94T	r7	0 -32	35T 32L	h6	-17 -49	18T 49L	g6	-17 -49	18T 49L	g6	-56 -88	21L 88L	f6
280	315					+150 +98	185T 98T													
315	355	-40 0	+73 +37	113T 37T	m6	+165 +108	205T 108T	r7	0 -36	40T 36L	h6	-18 -75	22T 75L	g7	-18 -75	22T 75L	g7	— —	— —	—
355	400					+171 +114	211T 114T													
400	450	-45 0	+80 +40	125T 40T	m6	+189 +126	234T 126T	r7	0 -40	45T 40L	h6	-20 -83	25T 83L	g7	-20 -83	25T 83L	g7	— —	— —	—
450	500					+195 +132	240 132T													
500	630	-50 0	+100 +50	150T 50T	—	+200 +125	250T 125T	—	0 -50	50T 50L	—	-50 -100	0 100L	—	-50 -100	0 100L	—	— —	— —	—
630	800	-80 0	+150 +50	205T 50T	—	+225 +150	305T 150T	—	0 -75	80T 75L	—	-80 -150	0 150L	—	-80 -150	0 150L	—	— —	— —	—
800	1000	-100 0	+150 +50	250T 50T	—	+275 +175	375T 175T	—	0 -100	100T 100L	—	-100 -200	0 200L	—	-100 -200	0 200L	—	—	—	—

CONE Number	CONE BORE d	CONE WIDTH B	Max Shaft Fillet Radii R ¨	Weight	CUP Number	CUP OUTSIDE DIA D	CUP WIDTH C	Max Hs'ng Fillet Radii r ¨	Weight	BEARING WIDTH T	Remarks
5A Series											
					6						
					6CE						
						SEE STEERING GEAR BEARING SECTION					
					7						
					7A						
					06						
5C Series											4CB: NO SMALL RIB
4A	**19.050** .7500	**11.908** .4688	**1.5** .06	**.06 kg** .12 lb	***06**	**49.154** 1.9352	**15.875** .6250	**.8** .03	**.11 kg** .24 lb	**18.968** .7468	4CX: NO SMALL RIB
4C	**17.462** .6875	**11.908** .4688	**1.5** .06	**.06 kg** .13 lb	**6**	**44.450** 1.7500	**9.525** .3750	**1.5** .06	**.03 kg** .08 lb	**12.700** .5000	4T: TAPERED BORE 06 : CHAMFER ON FRONTFACE OD
***4T**	**23.812** .9375	**11.908** .4688	**.8** .03	**.05 kg** .12 lb	***7A**	**49.154** 1.9352	**22.225** .8750	**.8** .03	**.15 kg** .33 lb	**25.382** .9993	7 : CHAMFER ON FRONTFACE OD 7A : SHOULDER ON OD BACKFACE SPECIAL CHAMFER ON FRONTFACE OD
					***7**	**49.154** 1.9352	**15.088** .5940	**.4** .02	**.10 kg** .23 lb	**18.262** .7190	
***4CB**	**20.638** .8125	**12.090** .4760	**1.3** .05	**.05 kg** .12 lb	4CB and grouped cones may be paired with all single cups corresponding to 4A and will require .537 mm (.0605 in) to be added to the T-width values.						
***4CX**	**19.588** .7712	**12.090** .4760	**.3** .01	**.06 kg** .12 lb							
4X	**19.588** .7712	**13.444** .5293	**.4** .01	**.06 kg** .14 lb							
11A Series											
					13C						
					13X						
						SEE STEERING GEAR BEARING SECTION					
					14						
					14C						
					14CE						
					14XS						
11C Series											12CA: NO SMALL RIB 12CB: NO SMALL RIB
***12CA**	**23.812** .9375	**11.153** .4391	**1.5** .06	**.06 kg** .14 lb	**13X**	**49.609** 1.9531	**11.509** .4531	**1.5** .06	**.06 kg** .13 lb	**15.872** .6249	
***12CB**	**25.400** 1.0000	**11.153** .4391	**1.5** .06	**.06 kg** .13 lb	**13C**	**49.225** 1.9380	**11.509** .4531	**1.5** .06	**.05 kg** .12 lb	**15.872** .6249	14 : CHAMFER ON BACKFACE OD SPECIAL CHAMFER ON FRONTFACE OD
					***14**	**53.917** 2.1227	**16.172** .6367	**.4** .02	**.12 kg** .27 lb	**20.887** .8223	
					***14C**	**57.092** 2.2477	**17.094** .6730	**-** -	**.18 kg** .39 lb	**21.483** .8458	14C : CHAMFER ON BACKFACE OD SPECIAL CHAMFER ON FRONTFACE OD
					***14XS**	**57.092** 2.2477	**17.094** .6730	**2.0** .08	**.18 kg** .40 lb	**21.483** .8458	14XS : SPECIAL CHAMFER ON FRONTFACE OD
					14CE	**52.362** 2.0615	**9.525** .3750	**1.5** .06	**.06 kg** .13 lb	**13.091** .5154	
15A Series											
					16						
					17	SEE STEERING GEAR BEARING SECTION					
					18						
15C Series											
					16						
					17	SEE STEERING GEAR BEARING SECTION					
					18						
21A Series											
					23						
						SEE STEERING GEAR BEARING SECTION					
					24						
21C Series											
					23						
						SEE STEERING GEAR BEARING SECTION					
					24						

¨These Maximum Fillet Radii will be cleared by the Cone or Cup Radii.
†Bore or O.D. shown are maximum dimensions. * See Remarks Column.

31A SERIES CONTINUED ON NEXT PAGE

31A – 245 SERIES

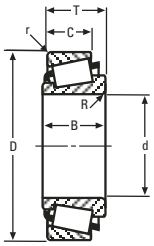

SINGLE ROW

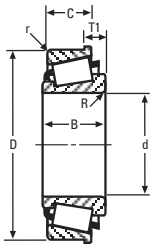

SINGLE ROW WITH FLANGE

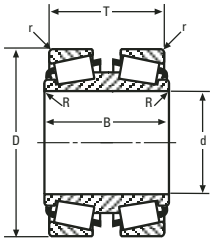

DOUBLE CONE

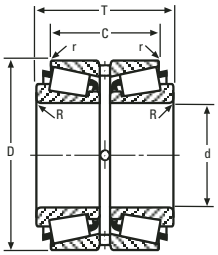

DOUBLE CUP

CONE Number	CONE BORE d	CONE WIDTH B	Max Shaft Fillet Radii R ¨	Weight	CUP Number	CUP OUTSIDE DIA D	CUP WIDTH C	Max Hs'ng Fillet Radii r ¨	Weight	BEARING WIDTH T	Remarks
31A Series											29: NO SMALL RIB
***29**	**30.162** 1.1875	**16.662** .6560	**1.5** .06	**.13 kg** .28 lb	**32C**	**61.087** 2.4050	**11.908** .4688	**1.5** .06	**.08 kg** .18 lb	**19.054** .7502	
					32	**61.087** 2.4050	**11.112** .4375	**1.5** .06	**.08 kg** .18 lb	**19.050** .7500	
					33	**66.637** 2.6235	**11.112** .4375	**1.5** .06	**.13 kg** .28 lb	**19.050** .7500	
31C Series					**32**						
					32C	SEE STEERING GEAR BEARING SECTION					
					32X						
					33						
35A Series					**36X**						
					38A	SEE STEERING GEAR BEARING SECTION					
					38AW						
					38X						
35C Series											40: NO SMALL RIB
***40**	**30.124** 1.1860	**15.479** .6094	**1.3** .05	**-** -	**36X**	**64.287** 2.5310	**13.096** .5156	**1.5** .06	**.10 kg** .22 lb	**18.273** .7194	38A : SPECIAL CHAMFER ON BACKFACE OD SPECIAL CHAMFER ON FRONTFACE OD
					***38AW**	**69.850** 2.7500	**23.368** .9200	**spcl.** spcl.	**.31 kg** .69 lb	**28.544** 1.1238	38AW : KEYWAY IN OD SURFACE SPECIAL CHAMFER ON BACKFACE OD SPECIAL CHAMFER ON FRONTFACE OD
					***38X**	**69.850** 2.7500	**18.654** .7344	**spcl.** spcl.	**.25 kg** .56 lb	**23.792** .9367	
					***38A**	**69.850** 2.7500	**23.368** .9200	**spcl.** spcl.	**.32 kg** .71 lb	**28.544** 1.1238	38X : SPECIAL CHAMFER ON BACKFACE OD SPECIAL CHAMFER ON FRONTFACE OD
45 Series					**46**						
					47	SEE STEERING GEAR BEARING SECTION					
					47W						
U100 Series											
U199	SEE UNIT BEARING SECTION				**U160L**	SEE UNIT BEARING SECTION					
155 Series											
157	**20.000** .7874	**16.205** .6380	**1.0** .04	**.11 kg** .24 lb	**153**	**52.000** 2.0472	**14.986** .5900	**1.0** .04	**.07 kg** .15 lb	**15.000** .5905	
U200 Series											
U298	SEE UNIT BEARING SECTION				**U261L**	SEE UNIT BEARING SECTION					
235 Series											
235	**23.812** .9375	**19.558** .7700	**.8** .03	**.16 kg** .36 lb	**233**	**62.000** 2.4409	**13.033** .5131	**.8** .03	**.10 kg** .22 lb	**17.000** .6693	
236	**25.400** 1.0000	**19.558** .7700	**.8** .03	**.15 kg** .34 lb	**2320**	**56.896** 2.2400	**20.638** .8125	**3.3** .13	**.09 kg** .20 lb	**24.598** .9684	
237	**25.000** .9843	**19.558** .7700	**.8** .03	**.15 kg** .34 lb	**2330**	**56.896** 2.2400	**20.638** .8125	**.8** .03	**.10 kg** .21 lb	**24.598** .9684	
245 Series											
246X	**22.225** .8750	**19.000** .7480	**3.5** .14	**.19 kg** .43 lb	**242**	**62.000** 2.4409	**16.002** .6300	**2.0** .08	**.09 kg** .21 lb	**17.983** .7080	
0247	**25.400** 1.0000	**19.000** .7480	**2.0** .08	**.18 kg** .40 lb	**243**	**62.000** 2.4409	**17.000** .6693	**2.0** .08	**.09 kg** .21 lb	**17.000** .6693	
247	**25.000** .9843	**19.000** .7480	**2.0** .08	**.18 kg** .40 lb	**244X**	**61.912** 2.4375	**17.462** .6875	**3.3** .13	**.10 kg** .23 lb	**21.018** .8275	
248X	**20.622** .8119	**19.000** .7480	**2.0** .08	**.21 kg** .45 lb							

255 SERIES CONTINUED ON NEXT PAGE

¨These Maximum Fillet Radii will be cleared by the Cone or Cup Radii.
†Bore or O.D. shown are maximum dimensions. * See Remarks Column.

CONE Number	CONE BORE d	CONE WIDTH B	Max Shaft Fillet Radii R ¨	Weight	CUP Number	CUP OUTSIDE DIA D	CUP WIDTH C	Max Hs'ng Fillet Radii r ¨	Weight	BEARING WIDTH T	Remarks
255 Series											
255	**31.750** 1.2500	**19.253** .7580	**2.3** .09	**.21 kg** .46 lb	**0253**	**69.850** 2.7500	**17.462** .6875	**2.0** .08	**.13 kg** .28 lb	**17.462** .6875	
256	**33.338** 1.3125	**19.253** .7580	**.8** .03	**.20 kg** .44 lb	**253**	**72.000** 2.8346	**17.000** .6693	**.8** .03	**.16 kg** .35 lb	**17.000** .6693	
257	**30.162** 1.1875	**19.253** .7580	**.8** .03	**.22 kg** .49 lb	**2520**	**66.421** 2.6150	**20.638** .8125	**3.3** .13	**.12 kg** .26 lb	**24.606** .9687	
258	**26.988** 1.0625	**19.253** .7580	**.8** .03	**.24 kg** .54 lb	**2523-S**	**69.850** 2.7500	**19.050** .7500	**1.5** .06	**.17 kg** .37 lb	**23.019** .9062	
259	**35.000** 1.3780	**19.253** .7580	**.8** .03	**.18 kg** .41 lb							
U300 Series											
U399	SEE UNIT BEARING SECTION				**U360L**	SEE UNIT BEARING SECTION					
U399A					**U365L**						
315 Series											
315	**25.400** 1.0000	**22.174** .8730	**.8** .03	**.33 kg** .74 lb	**312**	**72.626** 2.8593	**23.812** .9375	**3.3** .13	**.19 kg** .41 lb	**26.988** 1.0625	
316	**30.162** 1.1875	**22.174** .8730	**.8** .03	**.30 kg** .66 lb	**313**	**72.000** 2.8346	**19.000** .7480	**2.0** .08	**.12 kg** .26 lb	**19.000** .7480	
319	**30.000** 1.1811	**22.174** .8730	**.8** .03	**.30 kg** .67 lb	**314**	**80.000** 3.1496	**21.000** .8268	**2.0** .08	**.29 kg** .64 lb	**21.000** .8268	
320	**22.225** .8750	**22.174** .8730	**.8** .03	**.35 kg** .78 lb	**323**	**75.000** 2.9528	**19.000** .7480	**2.0** .08	**.17 kg** .38 lb	**19.000** .7480	
321	**25.776** 1.0148	**22.174** .8730	**.8** .03	**.33 kg** .72 lb							
322	**29.972** 1.1800	**22.174** .8730	**.8** .03	**.30 kg** .67 lb							
325	**34.925** 1.3750	**22.174** .8730	**.8** .03	**.25 kg** .56 lb							
335 Series											347X: EXTENDED LARGE RIB SHOULDER ON OD BACKFACE
334	**30.162** 1.1875	**22.403** .8820	**.8** .03	**.43 kg** .95 lb	**332**	**80.000** 3.1496	**17.826** .7018	**1.3** .05	**.14 kg** .32 lb	**21.000** .8268	
V334A	**25.000** .9842	**21.151** .8327	**1.5** .06	**.45 kg** 1.00 lb	**332A**	**80.000** 3.1496	**21.000** .8268	**2.3** .09	**.18 kg** .39 lb	**24.175** .9518	332-B : FLANGE ON OD FRONTFACE, BEARING WIDTH IS T1 DIMENSION
335	**34.925** 1.3750	**22.403** .8820	**.8** .03	**.39 kg** .85 lb	***332-B**	**80.000** 3.1496	**17.826** .7018	**.8** .03	**.17 kg** .37 lb	**7.938** .3125	
335-S	**33.338** 1.3125	**22.403** .8820	**.8** .03	**.40 kg** .88 lb	**332US**	**80.000** 3.1496	**17.826** .7018	**2.0** .08	**.14 kg** .31 lb	**21.000** .8268	
336	**41.275** 1.6250	**22.403** .8820	**.8** .03	**.32 kg** .70 lb	**333**	**80.000** 3.1496	**21.000** .8268	**2.0** .08	**.16 kg** .34 lb	**21.000** .8268	
337	**38.100** 1.5000	**22.403** .8820	**.8** .03	**.35 kg** .78 lb	**333A**	**79.974** 3.1486	**21.000** .8268	**.8** .03	**.16 kg** .35 lb	**21.000** .8268	
337W	**38.100** 1.5000	**22.403** .8820	**.8** .03	**.34 kg** .76 lb	**V333AS**	**80.000** 3.1496	**21.000** .8268	**1.5** .06	**.16 kg** .35 lb	**21.000** .8268	
338	**25.400** 1.0000	**22.403** .8820	**.8** .03	**.47 kg** 1.03 lb	**0332US**	**85.725** 3.3750	**17.826** .7018	**2.3** .09	**.24 kg** .54 lb	**21.000** .8268	
339	**35.000** 1.3780	**22.403** .8820	**.8** .03	**.39 kg** .85 lb	**3320**	**80.167** 3.1562	**23.812** .9375	**3.3** .13	**.21 kg** .46 lb	**26.987** 1.0625	
339X	**35.000** 1.3780	**22.403** .8820	**2.0** .08	**.38 kg** .85 lb	**3320X**	**85.725** 3.3750	**23.812** .9375	**3.3** .13	**.30 kg** .66 lb	**21.000** .8268	
342	**41.275** 1.6250	**22.403** .8820	**3.5** .14	**.31 kg** .69 lb							
342-S	**42.875** 1.6880	**22.403** .8820	**3.5** .14	**.29 kg** .65 lb							
342-SW	**42.875** 1.6880	**22.403** .8820	**3.5** .14	**.30 kg** .66 lb							
342X	**43.000** 1.6929	**22.403** .8820	**3.5** .14	**.30 kg** .66 lb							
343	**34.925** 1.3750	**22.403** .8820	**3.5** .14	**.38 kg** .84 lb							
344	**40.000** 1.5748	**22.403** .8820	**3.5** .14	**.33 kg** .72 lb							
344A	**40.000** 1.5748	**22.403** .8820	**.8** .03	**.33 kg** .74 lb							
346	**31.750** 1.2500	**22.403** .8820	**.8** .03	**.42 kg** .92 lb							

¨These Maximum Fillet Radii will be cleared by the Cone or Cup Radii.
†Bore or O.D. shown are maximum dimensions. * See Remarks Column.

335 SERIES CONTINUED ON NEXT PAGE

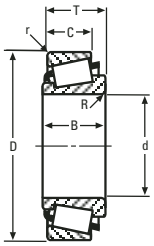

SINGLE ROW

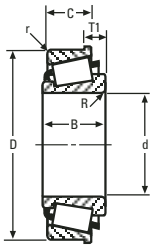

SINGLE ROW WITH FLANGE

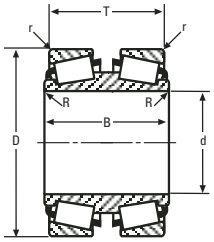

DOUBLE CONE

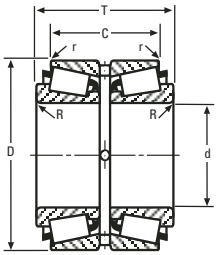

DOUBLE CUP

CONE Number	CONE BORE d	CONE WIDTH B	Max Shaft Fillet Radii R ¨	Weight	CUP Number	CUP OUTSIDE DIA D	CUP WIDTH C	Max Hs'ng Fillet Radii r ¨	Weight	BEARING WIDTH T	Remarks
335 Series (cont)											
347	**38.100**	**22.403**	**3.5**	**.35 kg**							
	1.5000	.8820	.14	.77 lb							
337-S	**38.100**	**23.673**	**.8**	**.37 kg**	337-S and grouped cones may be paired with all single cups corresponding to 334 and will require 1.270 mm (.0500 in) to be added to the T-width values.						
	1.5000	.9320	.03	.81 lb							
337X	**40.483**	**23.673**	**.8**	**.34 kg**							
	1.5938	.9320	.03	.75 lb							
342A	**41.275**	**29.977**	**3.5**	**.39 kg**	342A may be paired with all single cups corresponding to 334 and will require 7.574 mm (.2982 in) to be added to the T-width values.						
	1.6250	1.1802	.14	.87 lb							
***347X**	**35.710**	**32.542**	**5.0**	**.48 kg**	347X may be paired with all single cups corresponding to 334 and will require 10.140 mm (.3992 in) to be added to the T-width values.						
	1.4059	1.2812	.20	1.06 lb							
355 Series											359T: TAPERED BORE
350	**40.000**	**21.692**	**4.0**	**.40 kg**	**352**	**90.119**	**21.808**	**2.3**	**.32 kg**	**23.000**	
	1.5748	.8540	.16	.88 lb		3.5480	.8586	.09	.70 lb	.9055	359TD: TAPERED BORE
350A	**40.000**	**21.692**	**.8**	**.40 kg**	**352A**	**88.875**	**21.808**	**2.3**	**.29 kg**	**23.000**	
	1.5748	.8540	.03	.89 lb		3.4990	.8586	.09	.63 lb	.9055	353D : GROOVE IN OD CENTER HOLES IN OD CENTER
355	**44.450**	**21.692**	**2.3**	**.35 kg**	**352X**	**90.000**	**21.808**	**2.3**	**.31 kg**	**23.000**	
	1.7500	.8540	.09	.78 lb		3.5433	.8586	.09	.69 lb	.9055	
355A	**44.450**	**21.692**	**.8**	**.35 kg**	**353**	**90.000**	**23.000**	**2.0**	**.33 kg**	**23.000**	353DC : HOLES IN OD CENTER
	1.7500	.8540	.03	.78 lb		3.5433	.9055	.08	.72 lb	.9055	354-B : FLANGE ON OD FRONTFACE, BEARING WIDTH IS T1 DIMENSION
355X	**44.450**	**21.692**	**3.5**	**.35 kg**	***353D**	**90.119**	**44.450**	**.8**	**.67 kg**	**50.795**	
	1.7500	.8540	.14	.77 lb		3.5480	1.7500	.03	1.47 lb	1.9998	
356	**30.162**	**21.692**	**.8**	**.50 kg**	***353DC**	**90.119**	**44.450**	**.8**	**.67 kg**	**50.795**	354ED : GROOVE IN OD CENTER HOLES IN OD CENTER
	1.1875	.8540	.03	1.10 lb		3.5480	1.7500	.03	1.47 lb	1.9998	
357	**40.000**	**21.692**	**2.3**	**.40 kg**	**354**	**85.000**	**19.000**	**2.0**	**.15 kg**	**19.000**	
	1.5748	.8540	.09	.89 lb		3.3465	.7480	.08	.34 lb	.7480	
358	**45.000**	**21.692**	**1.5**	**.35 kg**	**354A**	**85.000**	**17.462**	**1.3**	**.16 kg**	**20.635**	
	1.7717	.8540	.06	.77 lb		3.3465	.6875	.05	.35 lb	.8124	
358A	**45.000**	**21.692**	**3.5**	**.34 kg**	***354-B**	**85.000**	**17.462**	**1.5**	**.19 kg**	**7.938**	
	1.7717	.8540	.14	.75 lb		3.3465	.6875	.06	.42 lb	.3125	
358X	**45.000**	**21.692**	**2.0**	**.35 kg**	***354ED**	**84.983**	**44.450**	**.8**	**.43 kg**	**50.795**	
	1.7717	.8540	.08	.76 lb		3.3458	1.7500	.03	.95 lb	1.9998	
359-S	**46.038**	**21.692**	**2.3**	**.33 kg**	**354X**	**85.000**	**17.462**	**1.5**	**.16 kg**	**20.635**	
	1.8125	.8540	.09	.73 lb		3.3465	.6875	.06	.36 lb	.8124	
359A	**46.038**	**21.692**	**3.5**	**.33 kg**	**3520**	**84.138**	**23.812**	**3.3**	**.22 kg**	**26.992**	
	1.8125	.8540	.14	.72 lb		3.3125	.9375	.13	.48 lb	1.0627	
***359T**	**46.038**	**21.692**	**.8**	**.34 kg**	**3525**	**87.312**	**23.812**	**3.3**	**.30 kg**	**26.992**	
	1.8125	.8540	.03	.75 lb		3.4375	.9375	.13	.65 lb	1.0627	
357DW	**42.862**	**65.075**	**.8**	**1.07 kg**	**352**	**90.119**	**21.808**	**2.3**	**.32 kg**	**54.991**	
	1.6875	2.5620	.03	2.35 lb		3.5480	.8586	.09	.70 lb	2.1650	
358D	**42.862**	**52.375**	**1.5**	**.98 kg**	**352A**	**88.875**	**21.808**	**2.3**	**.29 kg**	**54.991**	
	1.6875	2.0620	.06	2.16 lb		3.4990	.8586	.09	.63 lb	2.1650	
***359TD**	**45.781**	**52.375**	**.8**	**.94 kg**	**352X**	**90.000**	**21.808**	**2.3**	**.31 kg**	**54.991**	
	1.8024	2.0620	.03	2.07 lb		3.5433	.8586	.09	.69 lb	2.1650	
					353	**90.000**	**23.000**	**2.0**	**.33 kg**	**54.991**	
						3.5433	.9055	.08	.72 lb	2.1650	
					354	**85.000**	**19.000**	**2.0**	**.15 kg**	**46.990**	
						3.3465	.7480	.08	.34 lb	1.8500	
					354A	**85.000**	**17.462**	**1.3**	**.16 kg**	**50.267**	
						3.3465	.6875	.05	.35 lb	1.9790	
					354X	**85.000**	**17.462**	**1.5**	**.16 kg**	**50.267**	
						3.3465	.6875	.06	.36 lb	1.9790	
					3520	**84.138**	**23.812**	**3.3**	**.22 kg**	**65.903**	
						3.3125	.9375	.13	.48 lb	2.5946	
					3525	**87.312**	**23.812**	**3.3**	**.30 kg**	**65.903**	
						3.4375	.9375	.13	.65 lb	2.5946	
NA357	**40.000**	**25.400**	**1.5**	**.88 kg**	***353D**	**90.119**	**44.450**	**.8**	**.67 kg**	**50.800**	
	1.5748	1.0000	.06	1.93 lb		3.5480	1.7500	.03	1.47 lb	2.0000	
					***353DC**	**90.119**	**44.450**	**.8**	**.67 kg**	**50.800**	
						3.5480	1.7500	.03	1.47 lb	2.0000	
					***354ED**	**84.983**	**44.450**	**.8**	**.43 kg**	**50.800**	
						3.3458	1.7500	.03	.95 lb	2.0000	

365 SERIES CONTINUED ON NEXT PAGE

¨These Maximum Fillet Radii will be cleared by the Cone or Cup Radii.
†Bore or O.D. shown are maximum dimensions. * See Remarks Column.

CONE Number	CONE BORE d	CONE WIDTH B	Max Shaft Fillet Radii R ¨	Weight	CUP Number	CUP OUTSIDE DIA D	CUP WIDTH C	Max Hs'ng Fillet Radii r ¨	Weight	BEARING WIDTH T
365 Series										
365	**50.000**	**22.225**	**2.0**	**.35 kg**	**362**	**90.000**	**15.875**	**2.0**	**.17 kg**	**20.000**
	1.9685	.8750	.08	.78 lb		3.5433	.6250	.08	.38 lb	.7874
365-S	**49.212**	**22.225**	**.8**	**.36 kg**	**362A**	**88.900**	**16.513**	**1.3**	**.16 kg**	**20.637**
	1.9375	.8750	.03	.80 lb		3.5000	.6501	.05	.36 lb	.8125
365A	**41.275**	**22.225**	**3.5**	**.46 kg**	***362AB**	**88.900**	**16.513**	**1.3**	**.19 kg**	**8.887**
	1.6250	.8750	.14	1.01 lb		3.5000	.6501	.05	.42 lb	.3499
366	**50.000**	**22.225**	**2.3**	**.35 kg**	**362AX**	**88.900**	**19.688**	**1.3**	**.21 kg**	**23.812**
	1.9685	.8750	.09	.78 lb		3.5000	.7751	.05	.47 lb	.9375
367	**45.000**	**22.225**	**2.0**	**.42 kg**	***362-B**	**90.000**	**15.875**	**.8**	**.20 kg**	**8.887**
	1.7717	.8750	.08	.92 lb		3.5433	.6250	.03	.44 lb	.3499
367X	**44.988**	**22.225**	**1.5**	**.42 kg**	**362X**	**90.000**	**20.000**	**2.0**	**.25 kg**	**25.000**
	1.7712	.8750	.06	.92 lb		3.5433	.7874	.08	.55 lb	.9843
***368**	**50.800**	**22.225**	**1.5**	**.34 kg**	**362XD**	**89.985**	**49.949**	**.5**	**.56 kg**	**50.400**
	2.0000	.8750	.06	.75 lb		3.5427	1.9665	.02	1.24 lb	1.9843
368-S	**51.592**	**22.225**	**2.0**	**.33 kg**	**363**	**90.000**	**20.000**	**.8**	**.20 kg**	**20.000**
	2.0312	.8750	.08	.73 lb		3.5433	.7874	.03	.45 lb	.7874
368A	**50.800**	**22.225**	**3.5**	**.33 kg**	***363D**	**90.000**	**42.070**	**.8**	**.46 kg**	**50.010**
	2.0000	.8750	.14	.74 lb		3.5433	1.6563	.03	1.01 lb	1.9689
368W	**50.800**	**22.225**	**1.5**	**.34 kg**	***363DC**	**90.000**	**42.070**	**.8**	**.50 kg**	**50.010**
	2.0000	.8750	.06	.75 lb		3.5433	1.6563	.03	1.10 lb	1.9689
369-S	**47.625**	**22.225**	**2.3**	**.38 kg**	**363X**	**88.900**	**23.812**	**3.3**	**.25 kg**	**26.987**
	1.8750	.8750	.09	.85 lb		3.5000	.9375	.13	.56 lb	1.0625
369A	**47.625**	**22.225**	**3.5**	**.38 kg**	**364XD**	**90.000**	**42.862**	**.8**	**.51 kg**	**50.802**
	1.8750	.8750	.14	.84 lb		3.5433	1.6875	.03	1.12 lb	2.0001
369AS	**47.625**	**22.225**	**2.3**	**.38 kg**						
	1.8750	.8750	.09	.84 lb						
370A	**50.800**	**22.225**	**5.0**	**.33 kg**						
	2.0000	.8750	.20	.72 lb						
***365DA**	**44.450**	**75.006**	**.8**	**1.28 kg**	**362**	**90.000**	**15.875**	**2.0**	**.17 kg**	**40.000**
	1.7500	2.9530	.03	2.82 lb		3.5433	.6250	.08	.38 lb	1.5748
***365DAA**	**44.450**	**75.006**	**.8**	**1.28 kg**	**362A**	**88.900**	**16.513**	**1.3**	**.16 kg**	**41.275**
	1.7500	2.9530	.03	2.82 lb		3.5000	.6501	.05	.36 lb	1.6250
***365DE**	**44.450**	**88.900**	**.8**	**1.40 kg**	**362AX**	**88.900**	**19.688**	**1.3**	**.21 kg**	**47.625**
	1.7500	3.5000	.03	3.08 lb		3.5000	.7751	.05	.47 lb	1.8750
***365DEE**	**44.450**	**88.900**	**.8**	**1.40 kg**	**362X**	**90.000**	**20.000**	**2.0**	**.25 kg**	**50.002**
	1.7500	3.5000	.03	3.08 lb		3.5433	.7874	.08	.55 lb	1.9686
***366DE**	**47.625**	**88.900**	**.8**	**1.24 kg**	**363**	**90.000**	**20.000**	**.8**	**.20 kg**	**40.000**
	1.8750	3.5000	.03	2.73 lb		3.5433	.7874	.03	.45 lb	1.5748
***366DEE**	**47.625**	**88.900**	**.8**	**1.24 kg**	**363X**	**88.900**	**23.812**	**3.3**	**.25 kg**	**53.975**
	1.8750	3.5000	.03	2.73 lb		3.5000	.9375	.13	.56 lb	2.1250
***367DA**	**49.212**	**75.006**	**.8**	**1.08 kg**						
	1.9375	2.9530	.03	2.38 lb						
***367DAA**	**49.212**	**75.006**	**.8**	**1.08 kg**						
	1.9375	2.9530	.03	2.38 lb						
***367DE**	**49.212**	**88.900**	**.8**	**1.16 kg**						
	1.9375	3.5000	.03	2.56 lb						
***367DEE**	**49.212**	**88.900**	**.8**	**1.16 kg**						
	1.9375	3.5000	.03	2.56 lb						
368D	**50.800**	**61.112**	**.8**	**.94 kg**						
	2.0000	2.4060	.03	2.08 lb						
***368DA**	**50.800**	**75.006**	**.8**	**1.01 kg**						
	2.0000	2.9530	.03	2.23 lb						
***368DAA**	**50.800**	**75.006**	**.8**	**1.01 kg**						
	2.0000	2.9530	.03	2.23 lb						
***368DE**	**50.800**	**88.900**	**.8**	**1.08 kg**						
	2.0000	3.5000	.03	2.38 lb						
***368DEE**	**50.800**	**88.900**	**.8**	**1.08 kg**						
	2.0000	3.5000	.03	2.38 lb						
***369DE**	**45.000**	**88.900**	**.8**	**1.38 kg**						
	1.7717	3.5000	.03	3.03 lb						
***369DEE**	**45.000**	**88.900**	**.8**	**1.38 kg**						
	1.7717	3.5000	.03	3.03 lb						
***370DE**	**50.000**	**88.900**	**.8**	**1.12 kg**						
	1.9685	3.5000	.03	2.47 lb						

Remarks

365DA: ASYMMETRICAL BEARING HOLES IN OD LEFTFACE

365DAA: ASYMMETRICAL BEARING HOLES IN OD LEFTFACE

365DE: EXTENDED SMALL RIB

365DEE: EXTENDED SMALL RIB

366DE: EXTENDED SMALL RIB

366DEE: EXTENDED SMALL RIB

367DA: ASYMMETRICAL BEARING HOLES IN OD LEFTFACE

367DAA: ASYMMETRICAL BEARING HOLES IN OD LEFTFACE

367DE: EXTENDED SMALL RIB

367DEE: EXTENDED SMALL RIB

368: FRONTFACE CHAMFER

368DA: ASYMMETRICAL BEARING HOLES IN OD LEFTFACE

368DAA: ASYMMETRICAL BEARING HOLES IN OD LEFTFACE

368DE: EXTENDED SMALL RIB

368DEE: EXTENDED SMALL RIB

369DE: EXTENDED SMALL RIB

369DEE: EXTENDED SMALL RIB

370DE: EXTENDED SMALL RIB

370DEE: EXTENDED SMALL RIB

362-B : FLANGE ON OD FRONTFACE, BEARING WIDTH IS T1 DIMENSION

362AB : FLANGE ON OD FRONTFACE, BEARING WIDTH IS T1 DIMENSION

363D : GROOVE IN OD CENTER HOLES IN OD CENTER

363DC : HOLES IN OD CENTER

¨These Maximum Fillet Radii will be cleared by the Cone or Cup Radii.
†Bore or O.D. shown are maximum dimensions. * See Remarks Column.

365 SERIES CONTINUED ON NEXT PAGE

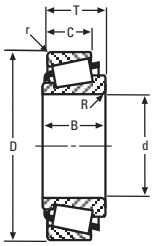

SINGLE ROW

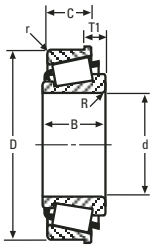

SINGLE ROW WITH FLANGE

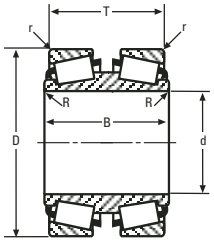

DOUBLE CONE

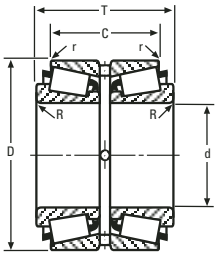

DOUBLE CUP

CONE Number	CONE BORE d	CONE WIDTH B	Max Shaft Fillet Radii R ¨	Weight	CUP Number	CUP OUTSIDE DIA D	CUP WIDTH C	Max Hs'ng Fillet Radii r ¨	Weight	BEARING WIDTH T	Remarks
365 Series (cont)											
***370DEE**	**50.000** 1.9685	**88.900** 3.5000	**.8** .03	**1.12 kg** 2.47 lb							
NA366	**50.000** 1.9685	**25.006** .9845	**3.5** .14	**.72 kg** 1.59 lb	**362XD**	**89.985** 3.5427	**49.949** 1.9665	**.5** .02	**.56 kg** 1.24 lb	**50.013** 1.9690	
					***363D**	**90.000** 3.5433	**42.070** 1.6563	**.8** .03	**.46 kg** 1.01 lb	**50.013** 1.9690	
					***363DC**	**90.000** 3.5433	**42.070** 1.6563	**.8** .03	**.50 kg** 1.10 lb	**50.013** 1.9690	
					364XD	**90.000** 3.5433	**42.862** 1.6875	**.8** .03	**.51 kg** 1.12 lb	**50.013** 1.9690	
375 Series											377-S: FRONTFACE CHAMFER
375	**50.800** 2.0000	**22.225** .8750	**2.3** .09	**.42 kg** .92 lb	**372**	**100.000** 3.9370	**21.824** .8592	**2.0** .08	**.43 kg** .95 lb	**25.000** .9842	377TD: TAPERED BORE
375-S	**50.800** 2.0000	**22.225** .8750	**3.5** .14	**.41 kg** .91 lb	**372A**	**96.838** 3.8125	**19.050** .7500	**1.5** .06	**.29 kg** .64 lb	**22.225** .8750	372D : GROOVE IN OD CENTER HOLES IN OD CENTER
375W	**50.800** 2.0000	**22.225** .8750	**.8** .03	**.41 kg** .89 lb	***372D**	**100.000** 3.9370	**39.690** 1.5626	**.8** .03	**.76 kg** 1.68 lb	**50.800** 2.0000	
376	**45.000** 1.7717	**22.225** .8750	**.8** .03	**.50 kg** 1.10 lb	**372XD**	**100.000** 3.9370	**39.690** 1.5626	**.8** .03	**.82 kg** 1.80 lb	**50.800** 2.0000	
376A	**45.000** 1.7717	**22.225** .8750	**2.3** .09	**.49 kg** 1.09 lb	**373**	**100.000** 3.9370	**25.000** .9842	**2.0** .08	**.47 kg** 1.05 lb	**24.998** .9842	
376X	**45.000** 1.7717	**22.225** .8750	**2.0** .08	**.50 kg** 1.09 lb	**374**	**93.264** 3.6718	**15.083** .5938	**1.3** .05	**.17 kg** .38 lb	**20.637** .8125	
377	**52.388** 2.0625	**22.225** .8750	**2.3** .09	**.40 kg** .87 lb	**3720**	**93.264** 3.6718	**23.812** .9375	**3.3** .13	**.28 kg** .62 lb	**26.988** 1.0625	
***377-S**	**51.592** 2.0312	**22.225** .8750	**1.5** .06	**.41 kg** .90 lb	**3726**	**95.250** 3.7500	**23.812** .9375	**3.3** .13	**.34 kg** .74 lb	**26.988** 1.0625	
377A	**52.388** 2.0625	**22.225** .8750	**4.8** .19	**.38 kg** .85 lb	**3730**	**93.264** 3.6718	**23.812** .9375	**.8** .03	**.29 kg** .65 lb	**26.988** 1.0625	
378A	**49.987** 1.9680	**22.225** .8750	**2.3** .09	**.43 kg** .95 lb							
380	**52.388** 2.0625	**21.034** .8281	**2.3** .09	**.39 kg** .85 lb							
375D	**50.800** 2.0000	**53.188** 2.0940	**.8** .03	**1.10 kg** 2.43 lb	**372**	**100.000** 3.9370	**21.824** .8592	**2.0** .08	**.43 kg** .95 lb	**58.735** 2.3124	
375DW	**50.800** 2.0000	**67.488** 2.6570	**.8** .03	**1.20 kg** 2.65 lb	**372A**	**96.838** 3.8125	**19.050** .7500	**1.5** .06	**.29 kg** .64 lb	**53.188** 2.0940	
376DE	**47.625** 1.8750	**53.188** 2.0940	**.8** .03	**1.22 kg** 2.69 lb	**373**	**100.000** 3.9370	**25.000** .9842	**2.0** .08	**.47 kg** 1.05 lb	**58.735** 2.3124	
376DW	**47.625** 1.8750	**67.488** 2.6570	**.8** .03	**1.25 kg** 2.76 lb	**374**	**93.264** 3.6718	**15.083** .5938	**1.3** .05	**.17 kg** .38 lb	**50.013** 1.9690	
***377TD**	**52.174** 2.0541	**53.188** 2.0940	**.8** .03	**1.08 kg** 2.39 lb	**3720**	**93.264** 3.6718	**23.812** .9375	**3.3** .13	**.28 kg** .62 lb	**66.980** 2.6370	
378DE	**49.212** 1.9375	**53.188** 2.0940	**.8** .03	**1.18 kg** 2.59 lb	**3726**	**95.250** 3.7500	**23.812** .9375	**3.3** .13	**.34 kg** .74 lb	**66.980** 2.6370	
378DW	**49.212** 1.9375	**67.488** 2.6570	**.8** .03	**1.27 kg** 2.79 lb	**3730**	**93.264** 3.6718	**23.812** .9375	**.8** .03	**.29 kg** .65 lb	**66.980** 2.6370	
385 Series											385-SD: EXTENDED SMALL RIB SQUARE BORE
385	**55.000** 2.1654	**21.946** .8640	**2.3** .09	**.44 kg** .97 lb	**382**	**98.425** 3.8750	**17.826** .7018	**.8** .03	**.22 kg** .49 lb	**21.000** .8268	
385A	**50.800** 2.0000	**21.946** .8640	**2.3** .09	**.50 kg** 1.10 lb	**382A**	**96.838** 3.8125	**15.875** .6250	**.8** .03	**.18 kg** .39 lb	**21.000** .8268	385DA: ASYMMETRICAL BEARING HOLES IN OD LEFTFACE
385AA	**55.000** 2.1654	**21.946** .8640	**2.3** .09	**.44 kg** .96 lb	***382-B**	**96.838** 3.8125	**17.826** .7018	**-** -	**.22 kg** .48 lb	**7.938** .3125	
385AS	**50.800** 2.0000	**21.946** .8640	**1.5** .06	**.50 kg** 1.11 lb	**382-S**	**96.838** 3.8125	**20.274** .7982	**2.3** .09	**.24 kg** .53 lb	**25.400** 1.0000	NA385-SW: FRONTFACE CHAMFER SHOULDER ON OD BACKFACE SLOTS IN FRONTFACE
385AX	**50.800** 2.0000	**21.946** .8640	**.8** .03	**.50 kg** 1.11 lb	**382X**	**96.838** 3.8125	**27.419** 1.0795	**2.3** .09	**.38 kg** .84 lb	**32.545** 1.2813	NA385-SWV: FRONTFACE CHAMFER MADE FROM VACUUM MELT STEEL SHOULDER ON OD BACKFACE SLOTS IN FRONTFACE
385X	**55.000** 2.1654	**21.946** .8640	**3.5** .14	**.44 kg** .96 lb	**383**	**100.000** 3.9370	**21.000** .8268	**2.0** .08	**.28 kg** .62 lb	**21.000** .8268	
386	**55.474** 2.1840	**21.946** .8640	**2.3** .09	**.43 kg** .96 lb	**383A**	**100.000** 3.9370	**17.826** .7018	**2.0** .08	**.25 kg** .56 lb	**21.000** .8268	

385 SERIES CONTINUED ON NEXT PAGE

¨These Maximum Fillet Radii will be cleared by the Cone or Cup Radii.
†Bore or O.D. shown are maximum dimensions. * See Remarks Column.

CONE Number	CONE BORE d	CONE WIDTH B	Max Shaft Fillet Radii R ¨	Weight	CUP Number	CUP OUTSIDE DIA D	CUP WIDTH C	Max Hs'ng Fillet Radii r ¨	Weight	BEARING WIDTH T	Remarks
385 Series (cont)											
386A	**47.625** 1.8750	**21.946** .8640	**.8** .03	**.55 kg** 1.20 lb	**383X**	**100.000** 3.9370	**22.225** .8750	**1.3** .05	**.35 kg** .76 lb	**25.400** 1.0000	386DA: ASYMMETRICAL BEARING HOLES IN OD LEFTFACE
386AS	**44.450** 1.7500	**21.946** .8640	**3.5** .14	**.58 kg** 1.28 lb	***384D**	**100.000** 3.9370	**42.862** 1.6875	**.8** .03	**.68 kg** 1.49 lb	**52.387** 2.0625	NA386-SWV: FRONTFACE CHAMFER MADE FROM VACUUM MELT STEEL
386AX	**47.625** 1.8750	**21.946** .8640	**.8** .03	**.54 kg** 1.20 lb	***384DC**	**100.000** 3.9370	**42.862** 1.6875	**.8** .03	**.68 kg** 1.49 lb	**52.387** 2.0625	SHOULDER ON OD BACKFACE SLOTS IN FRONTFACE
387	**57.150** 2.2500	**21.946** .8640	**2.3** .09	**.41 kg** .90 lb	***384DRB**	**104.775** 4.1250	**39.675** 1.5620	**.8** .03	**.82 kg** 1.82 lb	**49.200** 1.9370	
387-S	**57.150** 2.2500	**21.946** .8640	**.8** .03	**.41 kg** .91 lb	***384ED**	**100.000** 3.9370	**39.675** 1.5620	**.8** .03	**.59 kg** 1.29 lb	**49.200** 1.9370	387DE: EXTENDED SMALL RIB
387A	**57.150** 2.2500	**21.946** .8640	**3.5** .14	**.40 kg** .89 lb	***384EDC**	**100.000** 3.9370	**39.675** 1.5620	**.8** .03	**.59 kg** 1.29 lb	**49.200** 1.9370	387DEE: EXTENDED SMALL RIB
387AS	**57.150** 2.2500	**21.946** .8640	**5.2** .20	**.39 kg** .86 lb	***384-SW**	**104.775** 4.1250	**22.225** .8750	**.8** .03	**.45 kg** .99 lb	**27.350** 1.0768	388DA: ASYMMETRICAL BEARING HOLES IN OD LEFTFACE
387W	**57.150** 2.2500	**21.946** .8640	**2.3** .09	**.41 kg** .91 lb	**384XD**	**100.000** 3.9370	**95.606** 3.7640	**.8** .03	**1.69 kg** 3.73 lb	**105.130** 4.1390	388DAA: ASYMMETRICAL BEARING HOLES IN OD LEFTFACE
388A	**57.531** 2.2650	**21.946** .8640	**3.5** .14	**.40 kg** .87 lb							
388XS	**57.981** 2.2827	**21.946** .8640	**2.5** .10	**.39 kg** .87 lb							388DE: EXTENDED SMALL RIB
389	**55.575** 2.1880	**21.946** .8640	**2.3** .09	**.43 kg** .95 lb							388DEE: EXTENDED SMALL RIB
389A	**53.975** 2.1250	**21.946** .8640	**.8** .03	**.46 kg** 1.01 lb							388TD: ASYMMETRICAL BEARING REVERSE TAPERED BORE
389AS	**53.975** 2.1250	**21.946** .8640	**1.5** .06	**.46 kg** 1.01 lb							382-B : FLANGE ON OD FRONTFACE, BEARING WIDTH IS T1 DIMENSION
389AW	**53.975** 2.1250	**21.946** .8640	**.8** .03	**.46 kg** 1.02 lb							384-SW : SHOULDER ON OD BACKFACE SLOTS IN BACKFACE
***NA385-SW**	**54.988** 2.1649	**26.035** 1.0250	**3.5** .14	**.95 kg** 2.09 lb	***384D**	**100.000** 3.9370	**42.862** 1.6875	**.8** .03	**.68 kg** 1.49 lb	**52.070** 2.0500	384D : GROOVE IN OD CENTER HOLES IN OD CENTER
***NA385-SWV**	**54.988** 2.1649	**26.035** 1.0250	**3.5** .14	**.95 kg** 2.09 lb	***384DC**	**100.000** 3.9370	**42.862** 1.6875	**.8** .03	**.68 kg** 1.49 lb	**52.070** 2.0500	384DC : HOLES IN OD CENTER
***NA386-SWV**	**54.988** 2.1649	**26.035** 1.0250	**3.5** .14	**.93 kg** 2.04 lb	***384DRB**	**104.775** 4.1250	**39.675** 1.5620	**.8** .03	**.82 kg** 1.82 lb	**52.070** 2.0500	384DRB : GROOVE IN OD RIGHTFACE HOLES IN OD CENTER
					***384ED**	**100.000** 3.9370	**39.675** 1.5620	**.8** .03	**.59 kg** 1.29 lb	**52.070** 2.0500	
					***384EDC**	**100.000** 3.9370	**39.675** 1.5620	**.8** .03	**.59 kg** 1.29 lb	**52.070** 2.0500	384ED : GROOVE IN OD CENTER HOLES IN OD CENTER
					384XD	**100.000** 3.9370	**95.606** 3.7640	**.8** .03	**1.69 kg** 3.73 lb	**52.070** 2.0500	384EDC : HOLES IN OD CENTER
					***K518331**	**119.987** 4.7239	**49.896** 1.9644	**spcl.** spcl.	**2.00 kg** 4.42 lb	**52.070** 2.0500	K518331 : SPECIAL RADIUS ON LEFTFACE OD SPECIAL RADIUS ON RIGHTFACE OD
***387DE**	**55.000** 2.1654	**95.250** 3.7500	**.8** .03	**1.50 kg** 3.31 lb	**382**	**98.425** 3.8750	**17.826** .7018	**.8** .03	**.22 kg** .49 lb	**42.062** 1.6560	
***387DEE**	**55.000** 2.1654	**95.250** 3.7500	**.8** .03	**1.51 kg** 3.33 lb	**382A**	**96.838** 3.8125	**15.875** .6250	**.8** .03	**.18 kg** .39 lb	**42.062** 1.6560	
***388DA**	**55.562** 2.1875	**79.375** 3.1250	**.8** .03	**1.35 kg** 2.97 lb	**382-S**	**96.838** 3.8125	**20.274** .7982	**2.3** .09	**.24 kg** .53 lb	**50.861** 2.0024	
***388DAA**	**55.562** 2.1875	**79.375** 3.1250	**.8** .03	**1.35 kg** 2.97 lb	**382X**	**96.838** 3.8125	**27.419** 1.0795	**2.3** .09	**.38 kg** .84 lb	**65.151** 2.5650	
***388DE**	**55.562** 2.1875	**95.250** 3.7500	**.8** .03	**1.48 kg** 3.26 lb	**383**	**100.000** 3.9370	**21.000** .8268	**2.0** .08	**.28 kg** .62 lb	**42.062** 1.6560	
***388DEE**	**55.562** 2.1875	**95.250** 3.7500	**.8** .03	**1.48 kg** 3.26 lb	**383A**	**100.000** 3.9370	**17.826** .7018	**2.0** .08	**.25 kg** .56 lb	**42.062** 1.6560	
					383X	**100.000** 3.9370	**22.225** .8750	**1.3** .05	**.35 kg** .76 lb	**50.861** 2.0024	
					***384-SW**	**104.775** 4.1250	**22.225** .8750	**.8** .03	**.45 kg** .99 lb	**54.762** 2.1560	

¨These Maximum Fillet Radii will be cleared by the Cone or Cup Radii.
†Bore or O.D. shown are maximum dimensions. * See Remarks Column.

385 SERIES CONTINUED ON NEXT PAGE

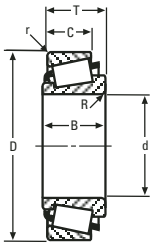

SINGLE ROW

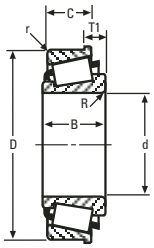

SINGLE ROW WITH FLANGE

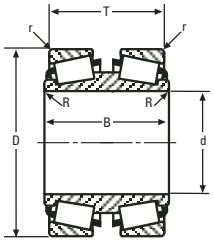

DOUBLE CONE

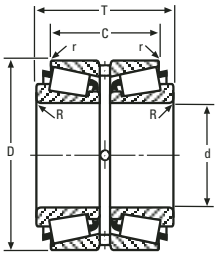

DOUBLE CUP

CONE Number	CONE BORE d	CONE WIDTH B	Max Shaft Fillet Radii R ¨	Weight	CUP Number	CUP OUTSIDE DIA D	CUP WIDTH C	Max Hs'ng Fillet Radii r ¨	Weight	BEARING WIDTH T	Remarks
385 Series (cont)											
***385-SD**	**51.308** 2.0200	**76.200** 3.0000	**-** -	**1.89 kg** 4.17 lb	385-SD may be paired with all single cups corresponding to 387DE and will require 3.175 mm (.1250 in) to be added to the T-width values.						
***385DA**	**50.800** 2.0000	**85.555** 3.3683	**.8** .03	**1.69 kg** 3.72 lb	385DA and grouped cones may be paired with all single cups corresponding to 387DE and will require .008 mm (.0003 in) to be added to the T-width values.						
***386DA**	**49.212** 1.9375	**85.555** 3.3683	**.8** .03	**1.77 kg** 3.91 lb							
NA385	**55.000** 2.1654	**26.192** 1.0312	**3.5** .14	**.94 kg** 2.08 lb	NA385 may be paired with all double cups corresponding to NA385-SW and will require .315 mm (.0124 in) to be added to the T-width values.						
***388TD**	**57.534** 2.2651	**53.188** 2.0940	**.7** .03	**1.17 kg** 2.59 lb	388TD and grouped cones may be paired with all single cups corresponding to 387DE and will require 9.235 mm (.3636 in) to be added to the T-width values.						
389DE	**55.562** 2.1875	**53.188** 2.0940	**.8** .03	**1.19 kg** 2.63 lb							
389-S	**55.575** 2.1880	**26.256** 1.0337	**2.3** .09	**.47 kg** 1.03 lb	**382**	**98.425** 3.8750	**17.826** .7018	**.8** .03	**.22 kg** .49 lb	**20.886** .8223	
					382A	**96.838** 3.8125	**15.875** .6250	**.8** .03	**.18 kg** .39 lb	**20.886** .8223	
					***382-B**	**96.838** 3.8125	**17.826** .7018	**-** -	**.22 kg** .48 lb	**7.823** .3080	
					382-S	**96.838** 3.8125	**20.274** .7982	**2.3** .09	**.24 kg** .53 lb	**25.285** .9955	
					382X	**96.838** 3.8125	**27.419** 1.0795	**2.3** .09	**.38 kg** .84 lb	**32.430** 1.2768	
					383	**100.000** 3.9370	**21.000** .8268	**2.0** .08	**.28 kg** .62 lb	**20.886** .8223	
					383A	**100.000** 3.9370	**17.826** .7018	**2.0** .08	**.25 kg** .56 lb	**20.886** .8223	
					383X	**100.000** 3.9370	**22.225** .8750	**1.3** .05	**.35 kg** .76 lb	**25.285** .9955	
					***384-SW**	**104.775** 4.1250	**22.225** .8750	**.8** .03	**.45 kg** .99 lb	**27.236** 1.0723	
					384XD	**100.000** 3.9370	**95.606** 3.7640	**.8** .03	**1.69 kg** 3.73 lb	**104.900** 4.1300	
395 Series											390DA: ASYMMETRICAL BEARING HOLES IN OD LEFTFACE
390	**57.150** 2.2500	**21.996** .8660	**2.3** .09	**-** -	**393**	**110.000** 4.3307	**27.000** 1.0630	**.8** .03	**.39 kg** .86 lb	**27.000** 1.0630	
390A	**63.500** 2.5000	**21.996** .8660	**1.5** .06	**-** -	**393A**	**112.712** 4.4375	**15.875** .6250	**3.3** .13	**.29 kg** .64 lb	**22.225** .8750	392DA: ASYMMETRICAL BEARING HOLES IN OD LEFTFACE
392	**61.912** 2.4375	**21.996** .8660	**.8** .03	**-** -	**393AS**	**111.125** 4.3750	**18.824** .7411	**1.3** .05	**.29 kg** .64 lb	**22.000** .8661	
395	**63.500** 2.5000	**21.996** .8660	**3.5** .14	**-** -	**393C**	**113.487** 4.4680	**20.472** .8060	**1.5** .06	**.39 kg** .86 lb	**23.647** .9310	395DA: ASYMMETRICAL BEARING HOLES IN OD LEFTFACE
395-S	**66.675** 2.6250	**21.996** .8660	**3.5** .14	**-** -	***393WE**	**116.586** 4.5900	**30.122** 1.1859	**.8** .03	**.72 kg** 1.58 lb	**33.297** 1.3109	395TD: TAPERED BORE
395A	**66.675** 2.6250	**21.996** .8660	**.8** .03	**-** -	**394**	**110.000** 4.3307	**22.000** .8661	**.8** .03	**.28 kg** .62 lb	**22.000** .8661	399: FRONTFACE CHAMFER
395X	**63.500** 2.5000	**21.996** .8660	**3.5** .14	**-** -	**394A**	**110.000** 4.3307	**18.824** .7411	**1.3** .05	**.26 kg** .58 lb	**22.000** .8661	399AX: EXTENDED LARGE RIB SHOULDER ON OD BACKFACE
395XA	**63.500** 2.5000	**21.996** .8660	**7.0** .28	**-** -	***394AB**	**110.000** 4.3307	**18.824** .7411	**1.3** .05	**.30 kg** .65 lb	**7.925** .3120	393WE : SLOTS IN BACKFACE
396	**50.000** 1.9685	**21.996** .8660	**.8** .03	**-** -	***394ARB**	**110.000** 4.3307	**18.824** .7411	**1.3** .05	**.26 kg** .58 lb	**22.000** .8661	394AB : FLANGE ON OD FRONTFACE, BEARING WIDTH IS T1 DIMENSION
396-S	**64.973** 2.5580	**21.996** .8660	**3.5** .14	**-** -	**394AS**	**110.000** 4.3307	**18.824** .7411	**3.3** .13	**.25 kg** .55 lb	**22.000** .8661	394ARB : GROOVE IN OD FRONTFACE
396A	**44.988** 1.7712	**21.996** .8660	**3.5** .14	**-** -	**394AX**	**110.000** 4.3307	**18.824** .7411	**2.0** .08	**-** -	**22.000** .8661	394D : GROOVE IN OD CENTER HOLES IN OD CENTER
397	**60.000** 2.3622	**21.996** .8660	**.8** .03	**-** -	**394CS**	**113.487** 4.4680	**18.824** .7411	**1.3** .05	**.35 kg** .77 lb	**22.000** .8661	

395 SERIES CONTINUED ON NEXT PAGE

¨These Maximum Fillet Radii will be cleared by the Cone or Cup Radii.
†Bore or O.D. shown are maximum dimensions. * See Remarks Column.

CONE Number	CONE BORE d	CONE WIDTH B	Max Shaft Fillet Radii R ¨	Weight	CUP Number	CUP OUTSIDE DIA D	CUP WIDTH C	Max Hs'ng Fillet Radii r ¨	Weight	BEARING WIDTH T	Remarks
395 Series (cont)											394DA : HOLES IN OD CENTER SPECIAL RADIUS ON LEFTFACE OD
397W	**60.000**	**21.996**	**.8**	**-**	***394D**	**110.000**	**46.038**	**.8**	**.66 kg**	**52.387**	
	2.3622	.8660	.03	-		4.3307	1.8125	.03	1.46 lb	2.0625	
398	**50.800**	**21.996**	**.8**	**-**	***394DA**	**119.062**	**46.038**	**spcl.**	**1.02 kg**	**52.387**	SPECIAL RADIUS ON RIGHTFACE OD
	2.0000	.8660	.03	-		4.6875	1.8125	spcl.	2.24 lb	2.0625	
***399**	**65.000**	**21.996**	**2.0**	**-**	***394DC**	**110.000**	**46.038**	**.8**	**.66 kg**	**52.387**	SPHERICAL OD
	2.5591	.8660	.08	-		4.3307	1.8125	.03	1.46 lb	2.0625	394DC : HOLES IN OD CENTER
399A	**68.262**	**21.996**	**2.3**	**-**	**394XS**	**109.985**	**19.000**	**.5**	**.28 kg**	**23.749**	
	2.6875	.8660	.09	-		4.3301	.7480	.02	.62 lb	.9350	394YD : HOLES IN OD CENTER
399AS	**68.262**	**21.996**	**5.0**	**-**	***394YD**	**110.000**	**46.038**	**.8**	**.69 kg**	**52.387**	3920-B : FLANGE ON OD FRONTFACE, BEARING WIDTH IS T1 DIMENSION
	2.6875	.8660	.20	-		4.3307	1.8125	.03	1.53 lb	2.0625	
					3920	**112.712**	**23.812**	**3.3**	**.44 kg**	**26.967**	
						4.4375	.9375	.13	.98 lb	1.0617	K302664 : ASYMMETRICAL - TWO SERIES BEARING FLANGE ON OD RIGHTFACE
					***3920-B**	**112.712**	**23.812**	**3.3**	**.48 kg**	**7.917**	
						4.4375	.9375	.13	1.06 lb	.3117	
					3921XA	**109.985**	**23.812**	**.5**	**.36 kg**	**26.555**	K426894 : ASYMMETRICAL - TWO SERIES BEARING FLANGE ON OD RIGHTFACE
						4.3301	.9375	.02	.80 lb	1.0455	
											K529695 : ASYMMETRICAL - TWO SERIES BEARING FLANGE ON OD RIGHTFACE
390AC	**63.500**	**21.996**	**1.5**	**1.16 kg**	***394D**	**110.000**	**46.038**	**.8**	**.66 kg**	**52.387**	
	2.5000	.8660	.06	2.57 lb		4.3307	1.8125	.03	1.46 lb	2.0625	
					***394DA**	**119.062**	**46.038**	**spcl.**	**1.02 kg**	**52.387**	
						4.6875	1.8125	spcl.	2.24 lb	2.0625	
					***394DC**	**110.000**	**46.038**	**.8**	**.66 kg**	**52.387**	
						4.3307	1.8125	.03	1.46 lb	2.0625	
					***394YD**	**110.000**	**46.038**	**.8**	**.69 kg**	**52.387**	
						4.3307	1.8125	.03	1.53 lb	2.0625	
***390DA**	**57.150**	**86.952**	**.8**	**-**	**393**	**110.000**	**27.000**	**.8**	**.39 kg**	**55.248**	
	2.2500	3.4233	.03	-		4.3307	1.0630	.03	.86 lb	2.1751	
***392DA**	**61.912**	**86.952**	**.8**	**-**	**393A**	**112.712**	**15.875**	**3.3**	**.29 kg**	**45.697**	
	2.4375	3.4233	.03	-		4.4375	.6250	.13	.64 lb	1.7991	
***395DA**	**63.500**	**86.952**	**.8**	**-**	**393AS**	**111.125**	**18.824**	**1.3**	**.29 kg**	**45.245**	
	2.5000	3.4233	.03	-		4.3750	.7411	.05	.64 lb	1.7813	
					393C	**113.487**	**20.472**	**1.5**	**.39 kg**	**48.542**	
						4.4680	.8060	.06	.86 lb	1.9111	
					***393WE**	**116.586**	**30.122**	**.8**	**.72 kg**	**67.841**	
						4.5900	1.1859	.03	1.58 lb	2.6709	
					394	**110.000**	**22.000**	**.8**	**.28 kg**	**45.245**	
						4.3307	.8661	.03	.62 lb	1.7813	
					394A	**110.000**	**18.824**	**1.3**	**.26 kg**	**45.245**	
						4.3307	.7411	.05	.58 lb	1.7813	
					***394ARB**	**110.000**	**18.824**	**1.3**	**.26 kg**	**45.245**	
						4.3307	.7411	.05	.58 lb	1.7813	
					394AS	**110.000**	**18.824**	**3.3**	**.25 kg**	**45.245**	
						4.3307	.7411	.13	.55 lb	1.7813	
					394AX	**110.000**	**18.824**	**2.0**	**-**	**45.245**	
						4.3307	.7411	.08	-	1.7813	
					394CS	**113.487**	**18.824**	**1.3**	**.35 kg**	**45.245**	
						4.4680	.7411	.05	.77 lb	1.7813	
					394XS	**109.985**	**19.000**	**.5**	**.28 kg**	**48.745**	
						4.3301	.7480	.02	.62 lb	1.9191	
					3920	**112.712**	**23.812**	**3.3**	**.44 kg**	**60.556**	
						4.4375	.9375	.13	.98 lb	2.3841	
					3921XA	**109.985**	**23.812**	**.5**	**.36 kg**	**59.733**	
						4.3301	.9375	.02	.80 lb	2.3517	
NA397	**60.000**	**26.192**	**3.5**	**1.40 kg**	***394D**	**110.000**	**46.038**	**.8**	**.66 kg**	**52.385**	
	2.3622	1.0312	.14	3.08 lb		4.3307	1.8125	.03	1.46 lb	2.0624	
					***394DA**	**119.062**	**46.038**	**spcl.**	**1.02 kg**	**52.385**	
						4.6875	1.8125	spcl.	2.24 lb	2.0624	
					***394DC**	**110.000**	**46.038**	**.8**	**.66 kg**	**52.385**	
						4.3307	1.8125	.03	1.46 lb	2.0624	
					***394YD**	**110.000**	**46.038**	**.8**	**.69 kg**	**52.385**	
						4.3307	1.8125	.03	1.53 lb	2.0624	

¨These Maximum Fillet Radii will be cleared by the Cone or Cup Radii.
†Bore or O.D. shown are maximum dimensions. * See Remarks Column.

395 SERIES CONTINUED ON NEXT PAGE

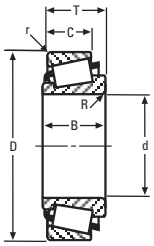

SINGLE ROW

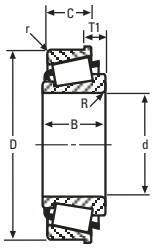

SINGLE ROW WITH FLANGE

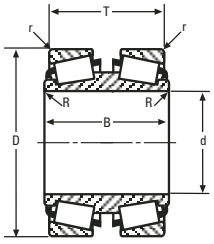

DOUBLE CONE

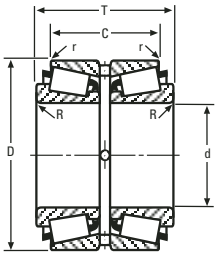

DOUBLE CUP

CONE Number	CONE BORE d	CONE WIDTH B	Max Shaft Fillet Radii R ¨	Weight	CUP Number	CUP OUTSIDE DIA D	CUP WIDTH C	Max Hs'ng Fillet Radii r ¨	Weight	BEARING WIDTH T	Remarks
395 Series (cont)					***K302664**	**124.396** 4.8975	**55.931** 2.2020	**-** -	**1.78 kg** 3.93 lb	**52.385** 2.0624	
					***K426894**	**124.396** 4.8975	**58.738** 2.3125	**-** -	**2.07 kg** 4.56 lb	**52.385** 2.0624	
					***K529695**	**124.396** 4.8975	**56.198** 2.2125	**-** -	**1.80 kg** 3.96 lb	**52.385** 2.0624	
392DW	**61.912** 2.4375	**73.025** 2.8750	**.8** .03	**-** -	392DW and grouped cones may be paired with all single cups corresponding to 390DA and will require 10.305 mm (.4057 in) to be added to the T-width values.						
***395TD**	**64.971** 2.5579	**55.550** 2.1870	**.8** .03	**-** -							
399D	**61.912** 2.4375	**55.550** 2.1870	**.8** .03	**-** -							
395CS	**66.675** 2.6250	**23.444** .9230	**3.5** .14	**-** -	395CS may be paired with all single cups corresponding to 390 and will require 1.448 mm (.0570 in) to be added to the T-width values. 395CS may be paired with all double cups corresponding to 390 and will require 2.896 mm (.1140 in) to be added to the T-width values.						
***399AX**	**68.262** 2.6875	**36.347** 1.4310	**2.3** .09	**-** -	399AX may be paired with all single cups corresponding to 390 and will require 14.351 mm (.5650 in) to be added to the T-width values. 399AX may be paired with all double cups corresponding to 390 and will require 28.702 mm (1.1300 in) to be added to the T-width values.						
U400 Series **U497**	SEE UNIT BEARING SECTION				**U460L**	SEE UNIT BEARING SECTION					
415 Series											413 : SHOULDER ON OD BACKFACE
415	**38.100** 1.5000	**29.083** 1.1450	**.8** .03	**.50 kg** 1.11 lb	**412A**	**82.550** 3.2500	**23.812** .9375	**1.5** .06	**.21 kg** .46 lb	**28.575** 1.1250	
416	**30.000** 1.1811	**29.083** 1.1450	**.8** .03	**.60 kg** 1.33 lb	**412**	**82.550** 3.2500	**30.162** 1.1875	**3.3** .13	**.28 kg** .63 lb	**34.925** 1.3750	
417	**34.925** 1.3750	**29.083** 1.1450	**.8** .03	**.54 kg** 1.20 lb	**413X**	**90.000** 3.5433	**22.000** .8661	**2.0** .08	**.36 kg** .79 lb	**26.012** 1.0241	
418	**38.100** 1.5000	**29.083** 1.1450	**3.5** .14	**.50 kg** 1.10 lb	***413**	**90.000** 3.5433	**26.162** 1.0300	**.8** .03	**.37 kg** .82 lb	**26.161** 1.0300	
419	**41.275** 1.6250	**29.083** 1.1450	**3.5** .14	**.45 kg** 1.00 lb	**414XA**	**90.000** 3.5433	**22.225** .8750	**2.0** .08	**.36 kg** .79 lb	**26.988** 1.0625	
420	**40.000** 1.5748	**29.083** 1.1450	**3.5** .14	**.47 kg** 1.04 lb	**414X**	**88.900** 3.5000	**22.225** .8750	**.8** .03	**.34 kg** .74 lb	**26.988** 1.0625	
421	**35.000** 1.3780	**29.083** 1.1450	**.8** .03	**.54 kg** 1.20 lb	**414A**	**88.500** 3.4843	**22.225** .8750	**3.3** .13	**.32 kg** .70 lb	**26.988** 1.0625	
422	**39.688** 1.5625	**29.083** 1.1450	**3.5** .14	**.48 kg** 1.05 lb	**414**	**88.500** 3.4843	**22.225** .8750	**1.5** .06	**.33 kg** .72 lb	**26.988** 1.0625	
435 Series											NA435-SW: EXTENDED LARGE RIB FRONTFACE CHAMFER SLOTS IN FRONTFACE
435	**44.450** 1.7500	**29.900** 1.1772	**.8** .03	**.56 kg** 1.24 lb	**429XS**	**90.000** 3.5433	**25.400** 1.0000	**3.3** .13	**.29 kg** .64 lb	**30.958** 1.2188	
435-S	**45.000** 1.7717	**29.900** 1.1772	**2.0** .08	**.55 kg** 1.21 lb	**430X**	**90.000** 3.5433	**22.225** .8750	**2.0** .08	**.25 kg** .54 lb	**27.783** 1.0938	438V: MADE FROM VACUUM MELT STEEL
436	**46.038** 1.8125	**29.900** 1.1772	**3.5** .14	**.53 kg** 1.17 lb	**432**	**95.250** 3.7500	**22.225** .8750	**2.3** .09	**.38 kg** .83 lb	**27.783** 1.0938	NA438-SW: FRONTFACE CHAMFER SLOTS IN FRONTFACE
437	**45.771** 1.8020	**29.900** 1.1772	**3.5** .14	**.53 kg** 1.18 lb	**432A**	**95.250** 3.7500	**22.225** .8750	**.8** .03	**.38 kg** .85 lb	**27.783** 1.0938	NA439-SW: EXTENDED LARGE RIB FRONTFACE CHAMFER SLOTS IN FRONTFACE
438	**44.450** 1.7500	**29.900** 1.1772	**3.5** .14	**.55 kg** 1.22 lb	***432AB**	**92.075** 3.6250	**22.225** .8750	**2.3** .09	**.33 kg** .74 lb	**11.115** .4376	
***438V**	**44.450** 1.7500	**29.900** 1.1772	**3.5** .14	**.55 kg** 1.22 lb	***432AV**	**95.250** 3.7500	**22.225** .8750	**.8** .03	**.38 kg** .85 lb	**27.783** 1.0938	432-B : FLANGE ON OD FRONTFACE, BEARING WIDTH IS T1 DIMENSION
438W	**44.450** 1.7500	**29.900** 1.1772	**3.5** .14	**.54 kg** 1.20 lb	***432-B**	**95.250** 3.7500	**22.225** .8750	**2.3** .09	**.42 kg** .92 lb	**11.115** .4376	432AB : FLANGE ON OD FRONTFACE, BEARING WIDTH IS T1 DIMENSION
439	**41.275** 1.6250	**29.900** 1.1772	**1.3** .05	**.61 kg** 1.35 lb	***432D**	**95.250** 3.7500	**50.800** 2.0000	**.8** .03	**.87 kg** 1.93 lb	**61.916** 2.4376	
440	**38.100** 1.5000	**29.900** 1.1772	**.8** .03	**.66 kg** 1.45 lb	***432DC**	**95.250** 3.7500	**50.800** 2.0000	**.8** .03	**.87 kg** 1.93 lb	**61.916** 2.4376	432AV : MADE FROM VACUUM MELT STEEL
441	**35.000** 1.3780	**29.900** 1.1772	**3.5** .14	**.69 kg** 1.53 lb	**432X**	**95.250** 3.7500	**26.195** 1.0313	**3.3** .13	**.46 kg** 1.01 lb	**31.753** 1.2501	432D : GROOVE IN OD CENTER HOLES IN OD CENTER

435 SERIES CONTINUED ON NEXT PAGE

¨These Maximum Fillet Radii will be cleared by the Cone or Cup Radii.
†Bore or O.D. shown are maximum dimensions. * See Remarks Column.

CONE Number	CONE BORE d	CONE WIDTH B	Max Shaft Fillet Radii R ¨	Weight	CUP Number	CUP OUTSIDE DIA D	CUP WIDTH C	Max Hs'ng Fillet Radii r ¨	Weight	BEARING WIDTH T	Remarks
435 Series (cont)											
442-S	**40.000** 1.5748	**29.900** 1.1772	**3.5** .14	**.62 kg** 1.38 lb	**433**	**88.500** 3.4843	**30.162** 1.1875	**3.3** .13	**.32 kg** .72 lb	**35.720** 1.4063	432DC : HOLES IN OD CENTER
443	**31.750** 1.2500	**29.900** 1.1772	**.8** .03	**.74 kg** 1.63 lb	**4320**	**88.500** 3.4843	**33.338** 1.3125	**3.3** .13	**.38 kg** .83 lb	**38.889** 1.5310	T68976 : SPECIAL RADIUS ON LEFTFACE OD SPECIAL RADIUS ON RIGHTFACE OD
443W	**31.750** 1.2500	**29.900** 1.1772	**.8** .03	**.73 kg** 1.60 lb	***T68976**	**120.650** 4.7500	**65.088** 2.5625	**spcl.** spcl.	**3.05 kg** 6.73 lb	**61.912** 2.4375	
444	**38.100** 1.5000	**29.900** 1.1772	**3.5** .14	**.65 kg** 1.44 lb							K91179 : FLANGE ON OD LEFTFACE SPECIAL RADIUS ON LEFTFACE OD SPECIAL RADIUS ON RIGHTFACE OD TAPERED OD
445	**28.575** 1.1250	**29.900** 1.1772	**.8** .03	**.77 kg** 1.71 lb							
447	**41.275** 1.6250	**29.900** 1.1772	**3.5** .14	**.61 kg** 1.34 lb							
449	**34.925** 1.3750	**29.900** 1.1772	**.8** .03	**.70 kg** 1.55 lb							K326074 : FLANGE ON OD LEFTFACE SPECIAL RADIUS ON LEFTFACE OD
450	**44.945** 1.7695	**29.900** 1.1772	**2.3** .09	**.55 kg** 1.22 lb							
NA438	**44.450** 1.7500	**30.958** 1.2188	**3.5** .14	**1.12 kg** 2.48 lb	***432D**	**95.250** 3.7500	**50.800** 2.0000	**.8** .03	**.87 kg** 1.93 lb	**61.915** 2.4376	
***NA438-SW**	**44.450** 1.7500	**30.958** 1.2188	**3.5** .14	**1.12 kg** 2.47 lb	***432DC**	**95.250** 3.7500	**50.800** 2.0000	**.8** .03	**.87 kg** 1.93 lb	**61.915** 2.4376	
					K35666	**127.000** 5.0000	**65.088** 2.5625	**3.3** .13	**3.84 kg** 8.47 lb	**61.915** 2.4376	
					K46688	**120.000** 4.7244	**63.094** 2.4840	**3.3** .13	**3.06 kg** 6.75 lb	**61.915** 2.4376	
					***T68976**	**120.650** 4.7500	**65.088** 2.5625	**spcl.** spcl.	**3.05 kg** 6.73 lb	**61.915** 2.4376	
					***K91179**	**127.000** 5.0000	**69.850** 2.7500	**spcl.** spcl.	**4.56 kg** 10.04 lb	**61.915** 2.4376	
					***K326074**	**123.825** 4.8750	**69.850** 2.7500	**3.3** .13	**4.53 kg** 10.00 lb	**61.915** 2.4376	
***NA435-SW**	**44.450** 1.7500	**35.720** 1.4063	**3.5** .14	**1.25 kg** 2.76 lb	NA435-SW may be paired with all double cups corresponding to NA438 and will require 9.525 mm (.3750 in) to be added to the T-width values.						
***NA439-SW**	**44.450** 1.7500	**33.338** 1.3125	**.8** .03	**1.19 kg** 2.62 lb	NA439-SW may be paired with all double cups corresponding to NA438 and will require 4.760 mm (.1874 in) to be added to the T-width values.						
455 Series											NA455-SW: FRONTFACE CHAMFER SLOTS IN FRONTFACE
455	**50.800** 2.0000	**29.317** 1.1542	**.8** .03	**.81 kg** 1.78 lb	**452**	**107.950** 4.2500	**27.000** 1.0630	**.8** .03	**.53 kg** 1.16 lb	**32.557** 1.2818	
455-S	**50.800** 2.0000	**29.317** 1.1542	**3.5** .14	**.80 kg** 1.76 lb	**452A**	**107.950** 4.2500	**27.000** 1.0630	**3.3** .13	**.53 kg** 1.17 lb	**32.557** 1.2818	NA456-SW: EXTENDED LARGE RIB FRONTFACE CHAMFER SLOTS IN FRONTFACE
455A	**38.100** 1.5000	**29.317** 1.1542	**3.5** .14	**1.01 kg** 2.22 lb	***452-B**	**107.950** 4.2500	**28.575** 1.1250	**.8** .03	**.53 kg** 1.17 lb	**3.178** .1251	452-B : FLANGE ON OD FRONTFACE, BEARING WIDTH IS T1 DIMENSION
455W	**50.800** 2.0000	**29.317** 1.1542	**.8** .03	**.78 kg** 1.72 lb	***452D**	**107.950** 4.2500	**53.975** 2.1250	**.8** .03	**1.09 kg** 2.40 lb	**65.089** 2.5626	
456	**53.975** 2.1250	**29.317** 1.1542	**3.5** .14	**.74 kg** 1.63 lb	***452DC**	**107.950** 4.2500	**53.975** 2.1250	**.8** .03	**1.09 kg** 2.40 lb	**65.089** 2.5626	452D : GROOVE IN OD CENTER HOLES IN OD CENTER
456W	**53.975** 2.1250	**29.317** 1.1542	**3.5** .14	**.71 kg** 1.58 lb	**453**	**107.950** 4.2500	**27.000** 1.0630	**.8** .03	**.48 kg** 1.06 lb	**27.795** 1.0943	452DC : HOLES IN OD CENTER
457	**39.688** 1.5625	**29.317** 1.1542	**1.3** .05	**.99 kg** 2.18 lb	**453A**	**107.950** 4.2500	**22.225** .8750	**.8** .03	**.42 kg** .93 lb	**27.782** 1.0938	453-B : FLANGE ON OD FRONTFACE, BEARING WIDTH IS T1 DIMENSION
458	**44.450** 1.7500	**29.317** 1.1542	**.8** .03	**.92 kg** 2.02 lb	**453AS**	**107.950** 4.2500	**22.225** .8750	**2.3** .09	**.41 kg** .92 lb	**27.782** 1.0938	453DW : GROOVE IN OD CENTER
458-S	**45.000** 1.7717	**29.317** 1.1542	**2.3** .09	**.91 kg** 2.00 lb	***453-B**	**107.950** 4.2500	**22.225** .8750	**.8** .03	**.46 kg** 1.01 lb	**11.115** .4376	HOLES IN OD CENTER KEYWAY IN OD SURFACE
459	**40.000** 1.5748	**29.317** 1.1542	**2.0** .08	**.98 kg** 2.17 lb	***453DW**	**114.300** 4.5000	**55.562** 2.1875	**.8** .03	**1.49 kg** 3.29 lb	**66.677** 2.6251	453XB : FLANGE ON OD FRONTFACE, BEARING WIDTH IS T1 DIMENSION
460	**44.450** 1.7500	**29.317** 1.1542	**3.5** .14	**.91 kg** 2.01 lb	**453E**	**104.775** 4.1250	**26.988** 1.0625	**3.3** .13	**.42 kg** .92 lb	**32.545** 1.2813	454AB : FLANGE ON OD FRONTFACE, BEARING WIDTH IS T1 DIMENSION
461	**42.850** 1.6870	**29.317** 1.1542	**.8** .03	**.94 kg** 2.08 lb	**453X**	**104.775** 4.1250	**24.605** .9687	**3.3** .13	**.37 kg** .81 lb	**30.162** 1.1875	
462	**57.150** 2.2500	**29.317** 1.1542	**2.3** .09	**.68 kg** 1.50 lb	***453XB**	**107.950** 4.2500	**24.605** .9687	**.8** .03	**.49 kg** 1.08 lb	**8.735** .3439	

¨These Maximum Fillet Radii will be cleared by the Cone or Cup Radii.
†Bore or O.D. shown are maximum dimensions. * See Remarks Column.

455 SERIES CONTINUED ON NEXT PAGE

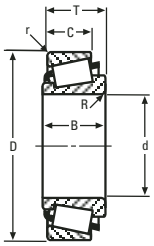

SINGLE ROW

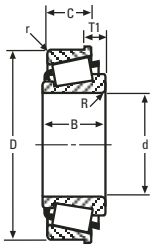

SINGLE ROW WITH FLANGE

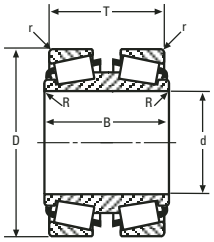

DOUBLE CONE

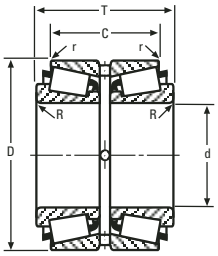

DOUBLE CUP

CONE Number	CONE BORE d	CONE WIDTH B	Max Shaft Fillet Radii R ¨	Weight	CUP Number	CUP OUTSIDE DIA D	CUP WIDTH C	Max Hs'ng Fillet Radii r ¨	Weight	BEARING WIDTH T	Remarks
455 Series (cont)											
462A	**57.150** 2.2500	**29.317** 1.1542	**2.3** .09	**.67 kg** 1.48 lb	**454**	**110.000** 4.3307	**27.000** 1.0630	**2.0** .08	**.55 kg** 1.21 lb	**27.795** 1.0943	
462W	**57.150** 2.2500	**29.317** 1.1542	**2.3** .09	**.66 kg** 1.45 lb	***454AB**	**109.949** 4.3287	**22.225** .8750	**.8** .03	**.55 kg** 1.21 lb	**11.115** .4376	
463	**47.625** 1.8750	**29.317** 1.1542	**4.8** .19	**.85 kg** 1.87 lb	**454X**	**109.949** 4.3287	**27.000** 1.0630	**1.5** .06	**.55 kg** 1.21 lb	**27.795** 1.0943	
464	**41.275** 1.6250	**29.317** 1.1542	**2.3** .09	**.96 kg** 2.12 lb	**4520**	**101.200** 3.9843	**33.338** 1.3125	**3.3** .13	**.42 kg** .93 lb	**38.900** 1.5315	
464A	**41.275** 1.6250	**29.317** 1.1542	**1.5** .06	**.96 kg** 2.13 lb	**4536**	**111.125** 4.3750	**32.545** 1.2813	**3.3** .13	**.83 kg** 1.82 lb	**38.107** 1.5003	
465	**50.000** 1.9685	**29.317** 1.1542	**2.3** .09	**.82 kg** 1.81 lb							
466	**54.988** 2.1649	**29.317** 1.1542	**2.3** .09	**.72 kg** 1.60 lb							
466-S	**55.562** 2.1875	**29.317** 1.1542	**2.3** .09	**.71 kg** 1.57 lb							
467	**47.625** 1.8750	**29.317** 1.1542	**.8** .03	**.86 kg** 1.91 lb							
468	**52.388** 2.0625	**29.317** 1.1542	**1.5** .06	**.76 kg** 1.68 lb							
468W	**52.388** 2.0625	**29.317** 1.1542	**1.5** .06	**.76 kg** 1.68 lb							
469	**57.150** 2.2500	**29.317** 1.1542	**3.5** .14	**.68 kg** 1.49 lb							
469-S	**57.150** 2.2500	**29.317** 1.1542	**4.8** .19	**.67 kg** 1.47 lb							
469A	**57.150** 2.2500	**29.317** 1.1542	**3.5** .14	**.67 kg** 1.47 lb							
NA455	**50.800** 2.0000	**32.545** 1.2813	**3.5** .14	**1.69 kg** 3.72 lb	***452D**	**107.950** 4.2500	**53.975** 2.1250	**.8** .03	**1.09 kg** 2.40 lb	**65.090** 2.5626	
***NA455-SW**	**50.800** 2.0000	**32.545** 1.2813	**3.5** .14	**1.73 kg** 3.81 lb	***452DC**	**107.950** 4.2500	**53.975** 2.1250	**.8** .03	**1.09 kg** 2.40 lb	**65.090** 2.5626	
					***453DW**	**114.300** 4.5000	**55.562** 2.1875	**.8** .03	**1.49 kg** 3.29 lb	**65.090** 2.5626	
***NA456-SW**	**50.800** 2.0000	**37.308** 1.4688	**3.5** .14	**1.93 kg** 4.26 lb	NA456-SW may be paired with all double cups corresponding to NA455 and will require 9.525 mm (.3750 in) to be added to the T-width values.						
475 Series											
475	**55.000** 2.1654	**29.007** 1.1420	**.8** .03	**1.16 kg** 2.56 lb	**472**	**120.000** 4.7244	**24.237** .9542	**2.0** .08	**.49 kg** 1.07 lb	**29.794** 1.1730	
475X	**55.000** 2.1654	**29.007** 1.1420	**2.0** .08	**1.16 kg** 2.56 lb	**472A**	**120.000** 4.7244	**23.444** .9230	**3.3** .13	**.46 kg** 1.00 lb	**29.002** 1.1418	
476	**60.000** 2.3622	**29.007** 1.1420	**2.0** .08	**1.06 kg** 2.33 lb	***472-B**	**120.000** 4.7244	**24.237** .9542	**.8** .03	**.54 kg** 1.18 lb	**11.095** .4368	
477	**63.500** 2.5000	**29.007** 1.1420	**.8** .03	**.98 kg** 2.17 lb	***472D**	**120.000** 4.7244	**53.975** 2.1250	**.8** .03	**1.21 kg** 2.67 lb	**65.090** 2.5626	
478	**65.000** 2.5591	**29.007** 1.1420	**2.3** .09	**.94 kg** 2.08 lb	***472DC**	**120.000** 4.7244	**53.975** 2.1250	**.8** .03	**1.21 kg** 2.67 lb	**65.090** 2.5626	
478-S	**66.675** 2.6250	**29.007** 1.1420	**2.0** .08	**.91 kg** 2.00 lb	***472DS**	**127.000** 5.0000	**53.975** 2.1250	**.8** .03	**1.80 kg** 3.96 lb	**65.090** 2.5626	
478W	**65.000** 2.5591	**29.007** 1.1420	**2.3** .09	**.93 kg** 2.05 lb	**472X**	**123.825** 4.8750	**24.605** .9687	**3.3** .13	**.63 kg** 1.38 lb	**30.162** 1.1875	
478XA	**64.988** 2.5586	**29.007** 1.1420	**2.3** .09	**.94 kg** 2.08 lb	**473**	**120.000** 4.7244	**29.000** 1.1417	**2.0** .08	**.54 kg** 1.18 lb	**29.794** 1.1730	
479	**66.675** 2.6250	**29.007** 1.1420	**2.3** .09	**.90 kg** 1.99 lb	**473XS**	**119.979** 4.7236	**27.193** 1.0706	**.5** .02	**.58 kg** 1.28 lb	**32.751** 1.2894	
480	**68.262** 2.6875	**29.007** 1.1420	**3.5** .14	**.86 kg** 1.90 lb	**474**	**130.000** 5.1181	**31.000** 1.2205	**2.0** .08	**1.07 kg** 2.36 lb	**31.796** 1.2518	
482	**69.850** 2.7500	**29.007** 1.1420	**3.5** .14	**.82 kg** 1.81 lb	**474XS**	**120.000** 4.7244	**26.187** 1.0310	**2.0** .08	**.54 kg** 1.20 lb	**31.796** 1.2518	
***482-SW**	**69.850** 2.7500	**29.007** 1.1420	**3.5** .14	**.80 kg** 1.75 lb							
482A	**69.850** 2.7500	**29.007** 1.1420	**4.8** .19	**.81 kg** 1.79 lb							

482-SW: KEYWAY IN BACKFACE

482E: SHOULDER ON ID BACKFACE

NA483-SW: EXTENDED LARGE RIB
FRONTFACE CHAMFER
SLOTS IN FRONTFACE

NA484-SW: FRONTFACE CHAMFER
SLOTS IN FRONTFACE

485T: TAPERED BORE

NA485-SW: EXTENDED LARGE RIB
FRONTFACE CHAMFER
SLOTS IN FRONTFACE

487TD: TAPERED BORE

472-B : FLANGE ON OD FRONTFACE, BEARING WIDTH IS T1 DIMENSION

472D : GROOVE IN OD CENTER
HOLES IN OD CENTER

472DC : HOLES IN OD CENTER

472DS : HOLES IN OD CENTER

475 SERIES CONTINUED ON NEXT PAGE

¨These Maximum Fillet Radii will be cleared by the Cone or Cup Radii.
†Bore or O.D. shown are maximum dimensions. * See Remarks Column.

CONE Number	CONE BORE d	CONE WIDTH B	Max Shaft Fillet Radii R ¨	Weight	CUP Number	CUP OUTSIDE DIA D	CUP WIDTH C	Max Hs'ng Fillet Radii r ¨	Weight	BEARING WIDTH T	Remarks
475 Series (cont)											K102084 : FLANGE ON OD LEFTFACE SPECIAL RADIUS ON LEFTFACE OD SPECIAL RADIUS ON RIGHTFACE OD TAPERED OD
482W	**69.850** 2.7500	**29.007** 1.1420	**3.5** .14	**.80 kg** 1.76 lb							
483	**63.500** 2.5000	**29.007** 1.1420	**3.5** .14	**.97 kg** 2.14 lb							
484	**70.000** 2.7559	**29.007** 1.1420	**2.0** .08	**.82 kg** 1.82 lb							
***485T**	**72.255** 2.8447	**29.007** 1.1420	**3.5** .14	**.77 kg** 1.70 lb							K104052 : FLANGE ON OD LEFTFACE SPECIAL RADIUS ON LEFTFACE OD SPECIAL RADIUS ON RIGHTFACE OD
NA476	**60.000** 2.3622	**32.545** 1.2813	**3.5** .14	**2.23 kg** 4.92 lb	***472D**	**120.000** 4.7244	**53.975** 2.1250	**.8** .03	**1.21 kg** 2.67 lb	**65.090** 2.5626	K109521 : FLANGE ON OD LEFTFACE SPECIAL RADIUS ON LEFTFACE OD SPECIAL RADIUS ON RIGHTFACE OD
NA482	**69.850** 2.7500	**32.545** 1.2813	**3.5** .14	**1.72 kg** 3.79 lb	***472DC**	**120.000** 4.7244	**53.975** 2.1250	**.8** .03	**1.21 kg** 2.67 lb	**65.090** 2.5626	
NA484	**70.000** 2.7559	**32.545** 1.2813	**3.5** .14	**1.71 kg** 3.77 lb	***472DS**	**127.000** 5.0000	**53.975** 2.1250	**.8** .03	**1.80 kg** 3.96 lb	**65.090** 2.5626	K109587 : ASYMMETRICAL - TWO SERIES BEARING SPECIAL RADIUS ON LEFTFACE OD SPECIAL RADIUS ON RIGHTFACE OD
***NA484-SW**	**70.000** 2.7559	**32.545** 1.2813	**3.5** .14	**1.69 kg** 3.72 lb	**K88207**	**158.750** 6.2500	**73.025** 2.8750	**3.3** .13	**5.95 kg** 13.13 lb	**65.090** 2.5626	
					K94495	**177.800** 7.0000	**73.025** 2.8750	**3.3** .13	**8.84 kg** 19.49 lb	**65.090** 2.5626	K302661 : SPECIAL RADIUS ON LEFTFACE OD SPECIAL RADIUS ON RIGHTFACE OD
					K100019	**149.225** 5.8750	**73.025** 2.8750	**3.3** .13	**4.59 kg** 10.12 lb	**65.090** 2.5626	
					***K102084**	**203.200** 8.0000	**76.200** 3.0000	**spcl.** spcl.	**14.51 kg** 32.00 lb	**65.090** 2.5626	K312461 : FLANGE ON OD LEFTFACE SPECIAL RADIUS ON LEFTFACE OD SPECIAL RADIUS ON RIGHTFACE OD
					***K104052**	**203.200** 8.0000	**76.200** 3.0000	**spcl.** spcl.	**14.51 kg** 32.00 lb	**65.090** 2.5626	
					K104429	**177.800** 7.0000	**69.058** 2.7188	**3.3** .13	**8.91 kg** 19.65 lb	**65.090** 2.5626	
					K107168	**203.200** 8.0000	**76.200** 3.0000	**3.3** .13	**13.76 kg** 30.35 lb	**65.090** 2.5626	
					***K109521**	**228.600** 9.0000	**76.200** 3.0000	**spcl.** spcl.	**19.99 kg** 44.08 lb	**65.090** 2.5626	
					***K109587**	**165.511** 6.5162	**71.438** 2.8125	**spcl.** spcl.	**5.01 kg** 11.04 lb	**65.090** 2.5626	
					***K302661**	**203.200** 8.0000	**101.600** 4.0000	**spcl.** spcl.	**22.09 kg** 48.71 lb	**65.090** 2.5626	
					***K312461**	**158.750** 6.2500	**73.025** 2.8750	**spcl.** spcl.	**6.39 kg** 14.10 lb	**65.090** 2.5626	
					K312489	**228.600** 9.0000	**76.200** 3.0000	**3.3** .13	**19.18 kg** 42.29 lb	**65.090** 2.5626	
					K516771	**159.974** 6.2982	**73.025** 2.8750	**3.3** .13	**6.17 kg** 13.60 lb	**65.090** 2.5626	
					K516772	**199.974** 7.8730	**76.200** 3.0000	**3.3** .13	**13.12 kg** 28.93 lb	**65.090** 2.5626	
					K516776	**142.875** 5.6250	**73.025** 2.8750	**3.3** .13	**3.85 kg** 8.50 lb	**65.090** 2.5626	
***487TD**	**72.072** 2.8375	**67.539** 2.6590	**.8** .03	**2.25 kg** 4.95 lb	**472**	**120.000** 4.7244	**24.237** .9542	**2.0** .08	**.49 kg** 1.07 lb	**69.040** 2.7181	
					472A	**120.000** 4.7244	**23.444** .9230	**3.3** .13	**.46 kg** 1.00 lb	**67.455** 2.6557	
482-S	**69.850** 2.7500	**32.609** 1.2838	**2.3** .09	**.86 kg** 1.91 lb	**472**	**120.000** 4.7244	**24.237** .9542	**2.0** .08	**.49 kg** 1.07 lb	**29.680** 1.1685	
					472A	**120.000** 4.7244	**23.444** .9230	**3.3** .13	**.46 kg** 1.00 lb	**28.887** 1.1373	
					***472-B**	**120.000** 4.7244	**24.237** .9542	**.8** .03	**.54 kg** 1.18 lb	**10.980** .4323	
					472X	**123.825** 4.8750	**24.605** .9687	**3.3** .13	**.63 kg** 1.38 lb	**30.048** 1.1830	
					473	**120.000** 4.7244	**29.000** 1.1417	**2.0** .08	**.54 kg** 1.18 lb	**29.680** 1.1685	

¨These Maximum Fillet Radii will be cleared by the Cone or Cup Radii.
†Bore or O.D. shown are maximum dimensions. * See Remarks Column.

475 SERIES CONTINUED ON NEXT PAGE

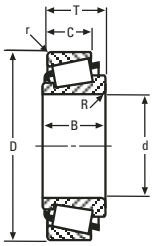

SINGLE ROW

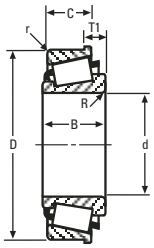

SINGLE ROW WITH FLANGE

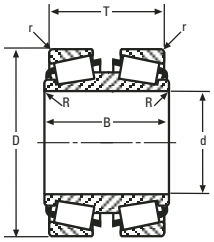

DOUBLE CONE

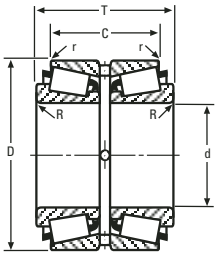

DOUBLE CUP

CONE Number	CONE BORE d	CONE WIDTH B	Max Shaft Fillet Radii R ¨	Weight	CUP Number	CUP OUTSIDE DIA D	CUP WIDTH C	Max Hs'ng Fillet Radii r ¨	Weight	BEARING WIDTH T	Remarks
475 Series (cont)											
					473XS	**119.979** 4.7236	**27.193** 1.0706	**.5** .02	**.58 kg** 1.28 lb	**32.636** 1.2849	
					474	**130.000** 5.1181	**31.000** 1.2205	**2.0** .08	**1.07 kg** 2.36 lb	**31.681** 1.2473	
					474XS	**120.000** 4.7244	**26.187** 1.0310	**2.0** .08	**.54 kg** 1.20 lb	**31.682** 1.2473	
***482E**	**69.850** 2.7500	**45.964** 1.8096	**1.0** .04	**1.21 kg** 2.66 lb	482E may be paired with all single cups corresponding to 475 and will require 16.957 mm (.6676 in) to be added to the T-width values. 482E may be paired with all double cups corresponding to 475 and will require 33.914 mm (1.3352 in) to be added to the T-width values.						
***NA483-SW**	**70.000** 2.7559	**37.308** 1.4688	**3.5** .14	**1.91 kg** 4.21 lb	NA483-SW and grouped cones may be paired with all double cups corresponding to NA476 and will require 9.525 mm (.3750 in) to be added to the T-width values.						
***NA485-SW**	**69.987** 2.7554	**37.308** 1.4688	**3.5** .14	**1.96 kg** 4.33 lb							
495 Series											495DA: ASYMMETRICAL BEARING HOLES IN OD LEFTFACE
495	**82.550** 3.2500	**29.769** 1.1720	**3.5** .14	**1.07 kg** 2.37 lb	**492A**	**133.350** 5.2500	**22.225** .8750	**3.3** .13	**.42 kg** .93 lb	**30.163** 1.1875	
495-S	**71.438** 2.8125	**29.769** 1.1720	**3.5** .14	**1.39 kg** 3.06 lb	***492W**	**133.350** 5.2500	**25.400** 1.0000	**3.3** .13	**.50 kg** 1.10 lb	**33.338** 1.3125	NA495-SW: FRONTFACE CHAMFER SLOTS IN FRONTFACE
495A	**76.200** 3.0000	**29.769** 1.1720	**3.5** .14	**1.26 kg** 2.78 lb	**493**	**136.525** 5.3750	**22.225** .8750	**3.3** .13	**.54 kg** 1.18 lb	**30.163** 1.1875	496V: MADE FROM VACUUM MELT STEEL
495AA	**66.675** 2.6250	**29.769** 1.1720	**3.5** .14	**1.51 kg** 3.33 lb	**493A**	**134.976** 5.3140	**22.225** .8750	**3.3** .13	**.48 kg** 1.06 lb	**30.163** 1.1875	497DA: ASYMMETRICAL BEARING HOLES IN OD LEFTFACE
495AS	**77.788** 3.0625	**29.769** 1.1720	**3.5** .14	**1.21 kg** 2.68 lb	**493AA**	**136.525** 5.3750	**22.225** .8750	**.8** .03	**.56 kg** 1.23 lb	**30.163** 1.1875	
495AX	**76.200** 3.0000	**29.769** 1.1720	**6.4** .25	**1.23 kg** 2.72 lb	***493-B**	**136.525** 5.3750	**22.225** .8750	**3.3** .13	**.60 kg** 1.31 lb	**13.475** .5305	NA497-SW: EXTENDED LARGE RIB FRONTFACE CHAMFER SLOTS IN FRONTFACE
495W	**82.550** 3.2500	**29.769** 1.1720	**3.5** .14	**1.07 kg** 2.36 lb	***493D**	**136.525** 5.3750	**53.975** 2.1250	**.8** .03	**1.39 kg** 3.07 lb	**69.850** 2.7500	
495XA	**82.550** 3.2500	**29.769** 1.1720	**7.0** .28	**1.03 kg** 2.28 lb	***493DC**	**136.525** 5.3750	**53.975** 2.1250	**.8** .03	**1.39 kg** 3.07 lb	**69.850** 2.7500	499T: TAPERED BORE
496	**80.962** 3.1875	**29.769** 1.1720	**3.5** .14	**1.12 kg** 2.47 lb	***493DCA**	**136.525** 5.3750	**53.975** 2.1250	**.8** .03	**1.43 kg** 3.16 lb	**69.850** 2.7500	492W : SLOTS IN BACKFACE
496AS	**81.700** 3.2165	**29.769** 1.1720	**3.5** .14	**1.10 kg** 2.42 lb	**493P**	**136.525** 5.3750	**22.225** .8750	**3.3** .13	**.54 kg** 1.18 lb	**30.163** 1.1875	493-B : FLANGE ON OD FRONTFACE, BEARING WIDTH IS T1 DIMENSION
496P	**80.962** 3.1875	**29.769** 1.1720	**3.5** .14	**1.12 kg** 2.47 lb	**493-S**	**136.525** 5.3750	**29.464** 1.1600	**3.3** .13	**.62 kg** 1.37 lb	**30.163** 1.1875	493D : GROOVE IN OD CENTER HOLES IN OD CENTER
***496V**	**80.962** 3.1875	**29.769** 1.1720	**3.5** .14	**1.12 kg** 2.47 lb	***493V**	**136.525** 5.3750	**22.225** .8750	**3.3** .13	**.54 kg** 1.18 lb	**30.163** 1.1875	493DC : HOLES IN OD CENTER
496X	**79.985** 3.1490	**29.769** 1.1720	**3.5** .14	**1.15 kg** 2.54 lb	**493X**	**140.000** 5.5118	**22.225** .8750	**3.0** .12	**.67 kg** 1.48 lb	**30.163** 1.1875	493DCA : HOLES IN OD CENTER
497	**85.725** 3.3750	**29.769** 1.1720	**3.5** .14	**.98 kg** 2.15 lb	***494A**	**144.462** 5.6875	**22.225** .8750	**1.5** .06	**.82 kg** 1.80 lb	**30.163** 1.1875	493V : MADE FROM VACUUM MELT STEEL
497A	**85.725** 3.3750	**29.769** 1.1720	**6.4** .25	**.95 kg** 2.08 lb	***494-B**	**140.000** 5.5118	**22.225** .8750	**3.0** .12	**.75 kg** 1.65 lb	**13.495** .5313	494-B : FLANGE ON OD FRONTFACE, BEARING WIDTH IS T1 DIMENSION
497P	**85.725** 3.3750	**29.769** 1.1720	**3.5** .14	**.98 kg** 2.15 lb	***494DC**	**139.974** 5.5108	**53.975** 2.1250	**.8** .03	**1.71 kg** 3.77 lb	**69.850** 2.7500	494A : SHOULDER ON OD BACKFACE
497W	**85.725** 3.3750	**29.769** 1.1720	**3.5** .14	**.96 kg** 2.13 lb							494DC : HOLES IN OD CENTER
497X	**75.000** 2.9528	**29.769** 1.1720	**3.0** .12	**1.30 kg** 2.86 lb							K312463 : FLANGE ON OD LEFTFACE
498	**84.138** 3.3125	**29.769** 1.1720	**3.5** .14	**1.03 kg** 2.26 lb							K312471 : ASYMMETRICAL BEARING FLANGE ON OD LEFTFACE SPECIAL RADIUS ON LEFTFACE OD SPECIAL RADIUS ON RIGHTFACE OD
498W	**84.138** 3.3125	**29.769** 1.1720	**3.5** .14	**1.02 kg** 2.25 lb							
499A	**84.976** 3.3455	**29.769** 1.1720	**3.5** .14	**1.00 kg** 2.20 lb							
***499T**	**87.490** 3.4445	**29.769** 1.1720	**.8** .03	**1.00 kg** 2.20 lb							K326071 : FLANGE ON OD LEFTFACE SPECIAL RADIUS ON LEFTFACE OD SPECIAL RADIUS ON RIGHTFACE OD

495 SERIES CONTINUED ON NEXT PAGE

¨These Maximum Fillet Radii will be cleared by the Cone or Cup Radii.
†Bore or O.D. shown are maximum dimensions. * See Remarks Column.

CONE Number	CONE BORE d	CONE WIDTH B	Max Shaft Fillet Radii R ¨	Weight	CUP Number	CUP OUTSIDE DIA D	CUP WIDTH C	Max Hs'ng Fillet Radii r ¨	Weight	BEARING WIDTH T	Remarks
495 Series (cont)											
***495DA**	**76.200** 3.0000	**106.477** 4.1920	**.8** .03	**4.04 kg** 8.90 lb	**492A**	**133.350** 5.2500	**22.225** .8750	**3.3** .13	**.42 kg** .93 lb	**57.150** 2.2500	
***497DA**	**80.962** 3.1875	**106.477** 4.1920	**.8** .03	**3.53 kg** 7.78 lb	***492W**	**133.350** 5.2500	**25.400** 1.0000	**3.3** .13	**.50 kg** 1.10 lb	**63.500** 2.5000	
					493	**136.525** 5.3750	**22.225** .8750	**3.3** .13	**.54 kg** 1.18 lb	**57.150** 2.2500	
					493A	**134.976** 5.3140	**22.225** .8750	**3.3** .13	**.48 kg** 1.06 lb	**57.150** 2.2500	
					493AA	**136.525** 5.3750	**22.225** .8750	**.8** .03	**.56 kg** 1.23 lb	**57.150** 2.2500	
					493P	**136.525** 5.3750	**22.225** .8750	**3.3** .13	**.54 kg** 1.18 lb	**57.150** 2.2500	
					***493V**	**136.525** 5.3750	**22.225** .8750	**3.3** .13	**.54 kg** 1.18 lb	**57.150** 2.2500	
					493X	**140.000** 5.5118	**22.225** .8750	**3.0** .12	**.67 kg** 1.48 lb	**57.150** 2.2500	
					***494A**	**144.462** 5.6875	**22.225** .8750	**1.5** .06	**.82 kg** 1.80 lb	**57.150** 2.2500	
***NA495-SW**	**76.200** 3.0000	**34.925** 1.3750	**3.5** .14	**2.68 kg** 5.91 lb	***493D**	**136.525** 5.3750	**53.975** 2.1250	**.8** .03	**1.39 kg** 3.07 lb	**69.850** 2.7500	
NA495A	**76.200** 3.0000	**34.925** 1.3750	**3.5** .14	**2.74 kg** 6.05 lb	***493DC**	**136.525** 5.3750	**53.975** 2.1250	**.8** .03	**1.39 kg** 3.07 lb	**69.850** 2.7500	
					***493DCA**	**136.525** 5.3750	**53.975** 2.1250	**.8** .03	**1.43 kg** 3.16 lb	**69.850** 2.7500	
					***494DC**	**139.974** 5.5108	**53.975** 2.1250	**.8** .03	**1.71 kg** 3.77 lb	**69.850** 2.7500	
					K109597	**158.750** 6.2500	**71.435** 2.8124	**1.5** .06	**4.49 kg** 9.90 lb	**69.850** 2.7500	
					K312462	**203.200** 8.0000	**71.435** 2.8124	**1.5** .06	**11.51 kg** 25.38 lb	**69.850** 2.7500	
					***K312463**	**203.200** 8.0000	**71.435** 2.8124	**1.5** .06	**12.20 kg** 26.89 lb	**69.850** 2.7500	
					***K312471**	**203.200** 8.0000	**93.662** 3.6875	**spcl.** spcl.	**14.77 kg** 32.56 lb	**69.850** 2.7500	
					***K326071**	**158.750** 6.2500	**71.435** 2.8124	**spcl.** spcl.	**5.02 kg** 11.06 lb	**69.850** 2.7500	
496D	**80.962** 3.1875	**59.538** 2.3440	**1.5** .06	**2.70 kg** 5.95 lb	**492A**	**133.350** 5.2500	**22.225** .8750	**3.3** .13	**.42 kg** .93 lb	**60.325** 2.3750	
496DA	**81.700** 3.2165	**59.538** 2.3440	**2.0** .08	**2.65 kg** 5.85 lb	***492W**	**133.350** 5.2500	**25.400** 1.0000	**3.3** .13	**.50 kg** 1.10 lb	**66.675** 2.6250	
					493	**136.525** 5.3750	**22.225** .8750	**3.3** .13	**.54 kg** 1.18 lb	**60.325** 2.3750	
					493A	**134.976** 5.3140	**22.225** .8750	**3.3** .13	**.48 kg** 1.06 lb	**60.325** 2.3750	
					493AA	**136.525** 5.3750	**22.225** .8750	**.8** .03	**.56 kg** 1.23 lb	**60.325** 2.3750	
					493P	**136.525** 5.3750	**22.225** .8750	**3.3** .13	**.54 kg** 1.18 lb	**60.325** 2.3750	
					493-S	**136.525** 5.3750	**29.464** 1.1600	**3.3** .13	**.62 kg** 1.37 lb	**60.325** 2.3750	
					***493V**	**136.525** 5.3750	**22.225** .8750	**3.3** .13	**.54 kg** 1.18 lb	**60.325** 2.3750	
					493X	**140.000** 5.5118	**22.225** .8750	**3.0** .12	**.67 kg** 1.48 lb	**60.325** 2.3750	
					***494A**	**144.462** 5.6875	**22.225** .8750	**1.5** .06	**.82 kg** 1.80 lb	**60.325** 2.3750	
***NA497-SW**	**85.725** 3.3750	**36.512** 1.4375	**3.5** .14	**2.16 kg** 4.77 lb	NA497-SW may be paired with all double cups corresponding to NA495-SW and will require 3.175 mm (.1250 in) to be added to the T-width values.						
498D	**84.138** 3.3125	**75.413** 2.9690	**.8** .03	**3.01 kg** 6.63 lb	498D may be paired with all single cups corresponding to 496D and will require 15.875 mm (.6250 in) to be added to the T-width values.						

¨These Maximum Fillet Radii will be cleared by the Cone or Cup Radii.
†Bore or O.D. shown are maximum dimensions. * See Remarks Column.

525 SERIES CONTINUED ON NEXT PAGE

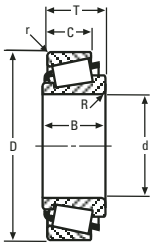

SINGLE ROW

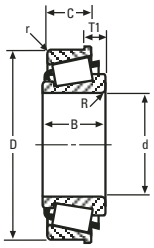

SINGLE ROW WITH FLANGE

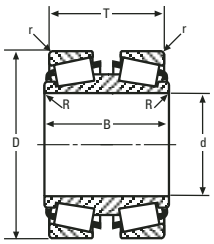

DOUBLE CONE

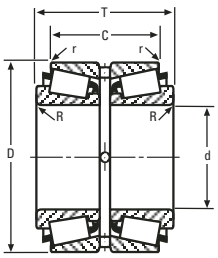

DOUBLE CUP

CONE Number	CONE BORE d	CONE WIDTH B	Max Shaft Fillet Radii R ¨	Weight	CUP Number	CUP OUTSIDE DIA D	CUP WIDTH C	Max Hs'ng Fillet Radii r ¨	Weight	BEARING WIDTH T	Remarks
525 Series											527AS: EXTENDED SMALL RIB
525	**38.100**	**36.068**	**3.5**	**1.07 kg**	**520X**	**100.000**	**26.988**	**3.3**	**.35 kg**	**34.925**	
	1.5000	1.4200	.14	2.36 lb		3.9370	1.0625	.13	.78 lb	1.3750	V527A: EXTENDED LARGE RIB
525A	**39.688**	**36.068**	**3.5**	**1.04 kg**	**†J520**	**100.000**	**26.988**	**3.3**	**.37 kg**	**34.925**	522-B: FLANGE ON OD FRONTFACE,
	1.5625	1.4200	.14	2.30 lb		3.9370	1.0625	.13	.81 lb	1.3750	BEARING WIDTH IS T1 DIMENSION
525X	**38.100**	**36.068**	**.8**	**1.08 kg**	**522**	**101.600**	**26.988**	**3.3**	**.41 kg**	**34.925**	SPECIAL RADIUS ON BACKFACE OD
	1.5000	1.4200	.03	2.37 lb		4.0000	1.0625	.13	.90 lb	1.3750	
526	**41.275**	**36.068**	**3.5**	**1.01 kg**	**522A**	**100.038**	**31.750**	**4.3**	**.44 kg**	**39.688**	
	1.6250	1.4200	.14	2.24 lb		3.9385	1.2500	.17	.97 lb	1.5625	
526A	**41.275**	**36.068**	**.8**	**1.02 kg**	***522-B**	**101.600**	**26.988**	**spcl.**	**.47 kg**	**14.288**	
	1.6250	1.4200	.03	2.25 lb		4.0000	1.0625	spcl.	1.03 lb	.5625	
527	**44.450**	**36.068**	**3.5**	**.95 kg**	**522X**	**101.200**	**26.988**	**3.3**	**.39 kg**	**34.925**	
	1.7500	1.4200	.14	2.10 lb		3.9843	1.0625	.13	.87 lb	1.3750	
527-S	**44.983**	**36.068**	**4.3**	**.94 kg**	**V523**	**100.025**	**27.927**	**1.8**	**.38 kg**	**35.831**	
	1.7710	1.4200	.17	2.07 lb		3.9380	1.0995	.07	.84 lb	1.4107	
***527AS**	**44.450**	**38.100**	**3.5**	**-**							
	1.7500	1.5000	.14	-							
528	**47.625**	**36.068**	**3.5**	**.89 kg**							
	1.8750	1.4200	.14	1.96 lb							
528A	**47.625**	**36.068**	**1.5**	**.89 kg**							
	1.8750	1.4200	.06	1.97 lb							
528R	**47.625**	**36.068**	**8.0**	**.86 kg**							
	1.8750	1.4200	.31	1.89 lb							
529	**50.800**	**36.068**	**.8**	**.83 kg**							
	2.0000	1.4200	.03	1.82 lb							
529A	**50.000**	**36.068**	**6.0**	**.82 kg**							
	1.9685	1.4200	.24	1.81 lb							
529X	**50.800**	**36.068**	**3.5**	**.82 kg**							
	2.0000	1.4200	.14	1.80 lb							
***V527A**	**44.991**	**39.688**	**1.5**	**1.02 kg**	V527A may be paired with all single cups corresponding to 525 and will require 3.620 mm (.1425 in) to be added to the T-width values.						
	1.7713	1.5625	.06	2.25 lb							
535 Series											537X: KEYWAY IN ID
535	**44.450**	**36.957**	**3.5**	**1.09 kg**	**532**	**111.125**	**33.338**	**3.3**	**.79 kg**	**38.100**	
	1.7500	1.4550	.14	2.41 lb		4.3750	1.3125	.13	1.74 lb	1.5000	539T: TAPERED BORE
536	**47.625**	**36.957**	**3.5**	**1.03 kg**	**532A**	**111.125**	**30.162**	**3.3**	**.74 kg**	**38.100**	
	1.8750	1.4550	.14	2.27 lb		4.3750	1.1875	.13	1.62 lb	1.5000	539W: KEYWAY IN ID
537	**50.800**	**36.957**	**3.5**	**.96 kg**	***532-B**	**111.125**	**30.162**	**3.3**	**.79 kg**	**14.288**	532-B: FLANGE ON OD FRONTFACE,
	2.0000	1.4550	.14	2.11 lb		4.3750	1.1875	.13	1.75 lb	.5625	BEARING WIDTH IS T1 DIMENSION
***537X**	**50.800**	**36.957**	**3.5**	**.97 kg**	**532X**	**107.950**	**28.575**	**3.3**	**.56 kg**	**36.513**	
	2.0000	1.4550	.14	2.14 lb		4.2500	1.1250	.13	1.24 lb	1.4375	533D: GROOVE IN OD CENTER HOLES IN OD CENTER
538	**54.988**	**36.957**	**.8**	**.86 kg**	**532XA**	**109.949**	**28.575**	**3.3**	**.64 kg**	**36.513**	
	2.1649	1.4550	.03	1.91 lb		4.3287	1.1250	.13	1.41 lb	1.4375	
538US	**54.988**	**36.957**	**3.5**	**.86 kg**	**533A**	**103.188**	**30.162**	**1.5**	**.43 kg**	**38.100**	533DC: HOLES IN OD CENTER
	2.1649	1.4550	.14	1.89 lb		4.0625	1.1875	.06	.95 lb	1.5000	
539	**53.975**	**36.957**	**3.5**	**.88 kg**	***533D**	**111.125**	**63.500**	**1.5**	**1.55 kg**	**79.376**	
	2.1250	1.4550	.14	1.94 lb		4.3750	2.5000	.06	3.41 lb	3.1250	
539A	**53.975**	**36.957**	**5.5**	**.87 kg**	***533DC**	**111.125**	**63.500**	**1.5**	**1.55 kg**	**79.376**	
	2.1250	1.4550	.22	1.91 lb		4.3750	2.5000	.06	3.41 lb	3.1250	
***539T**	**53.975**	**36.957**	**3.5**	**.92 kg**	**533X**	**110.000**	**30.162**	**3.3**	**.69 kg**	**38.100**	
	2.1250	1.4550	.14	2.03 lb		4.3307	1.1875	.13	1.52 lb	1.5000	
***539W**	**53.975**	**36.957**	**3.5**	**.89 kg**	**534**	**110.000**	**26.988**	**3.3**	**.59 kg**	**34.130**	
	2.1250	1.4550	.14	1.96 lb		4.3307	1.0625	.13	1.30 lb	1.3437	
540	**52.388**	**36.957**	**3.5**	**.92 kg**							
	2.0625	1.4550	.14	2.03 lb							
54	**41.275**	**36.957**	**3.5**	**1.16 kg**							
	1.6250	1.4550	.14	2.55 lb							
542	**38.100**	**36.957**	**3.5**	**1.22 kg**							
	1.5000	1.4550	.14	2.68 lb							
543	**40.000**	**36.957**	**3.5**	**1.18 kg**							
	1.5748	1.4550	.14	2.60 lb							
543X	**40.000**	**36.957**	**3.0**	**1.18 kg**							
	1.5748	1.4550	.12	2.61 lb							
545	**49.212**	**36.957**	**3.5**	**.99 kg**							
	1.9375	1.4550	.14	2.19 lb							
546	**49.982**	**36.957**	**3.5**	**.98 kg**							
	1.9678	1.4550	.14	2.15 lb							

535 SERIES CONTINUED ON NEXT PAGE

¨These Maximum Fillet Radii will be cleared by the Cone or Cup Radii.
†Bore or O.D. shown are maximum dimensions. * See Remarks Column.

CONE Number	CONE BORE d	CONE WIDTH B	Max Shaft Fillet Radii R ¨	Weight	CUP Number	CUP OUTSIDE DIA D	CUP WIDTH C	Max Hs'ng Fillet Radii r ¨	Weight	BEARING WIDTH T	Remarks
535 Series (cont)											
NA539	**53.975** 2.1250	**39.688** 1.5625	**3.5** .14	**1.81 kg** 3.98 lb	***533D**	**111.125** 4.3750	**63.500** 2.5000	**1.5** .06	**1.55 kg** 3.41 lb	**79.375** 3.1250	
					***533DC**	**111.125** 4.3750	**63.500** 2.5000	**1.5** .06	**1.55 kg** 3.41 lb	**79.375** 3.1250	
555 Series											NA558: EXTENDED SMALL RIB
554	**61.912** 2.4375	**36.678** 1.4440	**3.5** .14	**1.27 kg** 2.81 lb	**552**	**123.825** 4.8750	**33.338** 1.3125	**3.3** .13	**.80 kg** 1.76 lb	**38.100** 1.5000	NA558-SW: EXTENDED SMALL RIB
555	**50.800** 2.0000	**36.678** 1.4440	**2.3** .09	**1.56 kg** 3.44 lb	**552A**	**123.825** 4.8750	**30.162** 1.1875	**3.3** .13	**.75 kg** 1.65 lb	**38.100** 1.5000	FRONTFACE CHAMFER SLOTS IN FRONTFACE
555-S	**57.150** 2.2500	**36.678** 1.4440	**3.5** .14	**1.40 kg** 3.09 lb	***552AW**	**123.825** 4.8750	**30.162** 1.1875	**3.3** .13	**.76 kg** 1.67 lb	**38.100** 1.5000	552-B: FLANGE ON OD FRONTFACE, BEARING WIDTH IS T1 DIMENSION
557	**55.000** 2.1654	**36.678** 1.4440	**3.5** .14	**1.46 kg** 3.21 lb	**552AX**	**123.825** 4.8750	**30.162** 1.1875	**.5** .02	**.77 kg** 1.69 lb	**38.100** 1.5000	552AW: KEYWAY BACKFACE
557-S	**53.975** 2.1250	**36.678** 1.4440	**3.5** .14	**1.48 kg** 3.27 lb	***552-B**	**123.825** 4.8750	**30.162** 1.1875	**3.3** .13	**.82 kg** 1.81 lb	**14.288** .5625	552D: GROOVE IN OD CENTER HOLES IN OD CENTER
557A	**60.325** 2.3750	**36.678** 1.4440	**8.0** .31	**1.28 kg** 2.81 lb	***552D**	**123.825** 4.8750	**63.500** 2.5000	**1.5** .06	**1.58 kg** 3.49 lb	**79.375** 3.1250	
557X	**53.975** 2.1250	**36.678** 1.4440	**3.5** .14	**-** -	***552DC**	**123.825** 4.8750	**63.500** 2.5000	**1.5** .06	**1.58 kg** 3.49 lb	**79.375** 3.1250	552DC: HOLES IN OD CENTER
558	**60.325** 2.3750	**36.678** 1.4440	**2.3** .09	**1.32 kg** 2.92 lb	**552-S**	**123.825** 4.8750	**26.975** 1.0620	**4.8** .19	**.63 kg** 1.38 lb	**34.912** 1.3745	553-BA: FLANGE ON OD FRONTFACE, BEARING WIDTH IS T1 DIMENSION
558-S	**59.987** 2.3617	**36.678** 1.4440	**3.5** .14	**1.33 kg** 2.92 lb	**552-SX**	**123.825** 4.8750	**31.750** 1.2500	**3.3** .13	**.80 kg** 1.77 lb	**39.687** 1.5625	553-SB: FLANGE ON OD FRONTFACE, BEARING WIDTH IS T1 DIMENSION
558A	**60.325** 2.3750	**36.678** 1.4440	**3.5** .14	**1.32 kg** 2.90 lb	**553A**	**125.000** 4.9213	**30.162** 1.1875	**3.3** .13	**.80 kg** 1.77 lb	**38.100** 1.5000	553X: GROOVE IN FRONTFACE
558X	**60.000** 2.3622	**36.678** 1.4440	**3.0** .12	**1.33 kg** 2.93 lb	***553-BA**	**127.000** 5.0000	**34.925** 1.3750	**3.3** .13	**.97 kg** 2.13 lb	**7.137** .2810	
559	**63.500** 2.5000	**36.678** 1.4440	**3.5** .14	**1.23 kg** 2.71 lb	**553-S**	**130.061** 5.1205	**30.162** 1.1875	**3.3** .13	**1.04 kg** 2.30 lb	**38.100** 1.5000	
559A	**63.500** 2.5000	**36.678** 1.4440	**7.0** .28	**1.20 kg** 2.64 lb	**553-SA**	**129.944** 5.1159	**30.162** 1.1875	**3.3** .13	**1.04 kg** 2.29 lb	**38.100** 1.5000	
560	**66.675** 2.6250	**36.678** 1.4440	**3.5** .14	**1.13 kg** 2.50 lb	***553-SB**	**129.944** 5.1159	**30.162** 1.1875	**3.3** .13	**1.13 kg** 2.49 lb	**14.288** .5625	
560-S	**68.262** 2.6875	**36.678** 1.4440	**3.5** .14	**1.09 kg** 2.39 lb	***553X**	**122.238** 4.8125	**30.162** 1.1875	**3.3** .13	**.68 kg** 1.50 lb	**38.100** 1.5000	
***NA558**	**60.325** 2.3750	**39.688** 1.5625	**3.5** .14	**2.73 kg** 6.02 lb	***552D**	**123.825** 4.8750	**63.500** 2.5000	**1.5** .06	**1.58 kg** 3.49 lb	**79.375** 3.1250	
***NA558-SW**	**60.325** 2.3750	**39.688** 1.5625	**3.5** .14	**2.76 kg** 6.09 lb	***552DC**	**123.825** 4.8750	**63.500** 2.5000	**1.5** .06	**1.58 kg** 3.49 lb	**79.375** 3.1250	
565 Series											568T: TAPERED BORE
565	**63.500** 2.5000	**36.170** 1.4240	**3.5** .14	**1.44 kg** 3.18 lb	**562**	**130.048** 5.1200	**28.575** 1.1250	**.8** .03	**.80 kg** 1.75 lb	**36.512** 1.4375	562DS: HOLES IN OD CENTER SPECIAL RADIUS ON LEFTFACE OD SPECIAL RADIUS ON RIGHTFACE OD
565-S	**63.500** 2.5000	**36.170** 1.4240	**6.4** .25	**1.42 kg** 3.13 lb	***562DS**	**138.112** 5.4375	**65.088** 2.5625	**spcl.** spcl.	**2.60 kg** 5.74 lb	**80.962** 3.1875	
566	**69.850** 2.7500	**36.170** 1.4240	**3.5** .14	**1.25 kg** 2.76 lb	**562X**	**130.000** 5.1181	**29.000** 1.1417	**3.0** .12	**.80 kg** 1.75 lb	**36.937** 1.4542	563-B: FLANGE ON OD FRONTFACE, BEARING WIDTH IS T1 DIMENSION
566-S	**69.850** 2.7500	**36.170** 1.4240	**.8** .03	**1.26 kg** 2.79 lb	**563**	**127.000** 5.0000	**28.575** 1.1250	**3.3** .13	**.64 kg** 1.42 lb	**36.512** 1.4375	
566W	**69.850** 2.7500	**36.170** 1.4240	**3.5** .14	**1.24 kg** 2.74 lb	**563A**	**123.825** 4.8750	**28.575** 1.1250	**3.3** .13	**.50 kg** 1.11 lb	**36.512** 1.4375	563D : GROOVE IN OD CENTER HOLES IN OD CENTER
566X	**69.850** 2.7500	**36.170** 1.4240	**6.8** .27	**1.22 kg** 2.70 lb	***563-B**	**127.000** 5.0000	**28.575** 1.1250	**3.3** .13	**.72 kg** 1.58 lb	**14.288** .5625	563DC : HOLES IN OD CENTER
567	**73.025** 2.8750	**36.170** 1.4240	**3.5** .14	**1.15 kg** 2.54 lb	***563D**	**127.000** 5.0000	**65.088** 2.5625	**1.5** .06	**1.53 kg** 3.38 lb	**80.962** 3.1875	564DW : GROOVE IN OD CENTER HOLES IN OD CENTER KEYWAY IN OD SURFACE
567-S	**71.438** 2.8125	**36.170** 1.4240	**6.4** .25	**1.18 kg** 2.59 lb	***563DC**	**127.000** 5.0000	**65.088** 2.5625	**1.5** .06	**1.53 kg** 3.38 lb	**80.962** 3.1875	
567A	**71.438** 2.8125	**36.170** 1.4240	**3.5** .14	**1.20 kg** 2.65 lb	**563X**	**127.000** 5.0000	**28.575** 1.1250	**.8** .03	**.66 kg** 1.45 lb	**36.512** 1.4375	T61370 : ASYMMETRICAL BEARING BROKEN CORNER ON LEFTFACE OD CHAMFER ON RIGHTFACE OD
567AA	**71.412** 2.8115	**36.170** 1.4240	**3.5** .14	**1.21 kg** 2.67 lb	**564**	**131.762** 5.1875	**36.512** 1.4375	**3.3** .13	**1.19 kg** 2.63 lb	**44.450** 1.7500	
567W	**73.025** 2.8750	**36.170** 1.4240	**3.5** .14	**1.15 kg** 2.53 lb	***564DW**	**133.350** 5.2500	**65.088** 2.5625	**.8** .03	**2.07 kg** 4.56 lb	**80.962** 3.1875	T64032A : BROKEN CORNER ON LEFTFACE OD CHAMFER ON RIGHTFACE OD
567X	**73.025** 2.8750	**36.170** 1.4240	**4.8** .19	**1.16 kg** 2.55 lb	***T61370**	**127.000** 5.0000	**65.088** 2.5625	**-** -	**1.43 kg** 3.15 lb	**80.962** 3.1875	

¨These Maximum Fillet Radii will be cleared by the Cone or Cup Radii.
†Bore or O.D. shown are maximum dimensions. * See Remarks Column.

565 SERIES CONTINUED ON NEXT PAGE

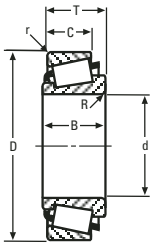

SINGLE ROW

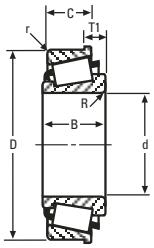

SINGLE ROW WITH FLANGE

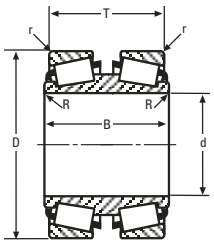

DOUBLE CONE

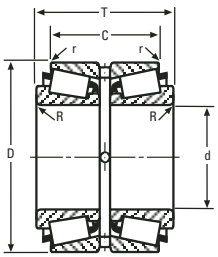

DOUBLE CUP

CONE Number	CONE BORE d	CONE WIDTH B	Max Shaft Fillet Radii R ¨	Weight	CUP Number	CUP OUTSIDE DIA D	CUP WIDTH C	Max Hs'ng Fillet Radii r ¨	Weight	BEARING WIDTH T	Remarks
565 Series (cont)											T78331 : ASYMMETRICAL BEARING BROKEN CORNER ON LEFTFACE OD BROKEN CORNER ON RIGHTFACE OD
567XA	**73.025** 2.8750	**36.170** 1.4240	**6.4** .25	**1.15 kg** 2.53 lb	***T64032A**	**127.000** 5.0000	**101.600** 4.0000	**-** -	**2.76 kg** 6.09 lb	**117.475** 4.6250	
568	**73.817** 2.9062	**36.170** 1.4240	**.8** .03	**1.14 kg** 2.51 lb	***T78331**	**127.000** 5.0000	**65.088** 2.5625	**-** -	**1.43 kg** 3.15 lb	**80.962** 3.1875	
***568T**	**75.413** 2.9690	**36.170** 1.4240	**.8** .03	**1.16 kg** 2.55 lb							
568W	**73.817** 2.9062	**36.170** 1.4240	**.8** .03	**1.12 kg** 2.46 lb							
568X	**75.000** 2.9528	**36.170** 1.4240	**3.5** .14	**1.09 kg** 2.39 lb							
569	**64.963** 2.5576	**36.170** 1.4240	**3.5** .14	**1.40 kg** 3.09 lb							
570	**68.262** 2.6875	**36.170** 1.4240	**3.5** .14	**1.30 kg** 2.87 lb							
570X	**70.000** 2.7559	**36.170** 1.4240	**3.0** .12	**1.25 kg** 2.76 lb							
NA567	**73.025** 2.8750	**40.483** 1.5938	**6.8** .27	**2.33 kg** 5.14 lb	***562DS**	**138.112** 5.4375	**65.088** 2.5625	**spcl.** spcl.	**2.60 kg** 5.74 lb	**80.965** 3.1876	
NA569	**66.675** 2.6250	**40.483** 1.5938	**3.5** .14	**2.84 kg** 6.26 lb	***563D**	**127.000** 5.0000	**65.088** 2.5625	**1.5** .06	**1.53 kg** 3.38 lb	**80.965** 3.1876	
					***563DC**	**127.000** 5.0000	**65.088** 2.5625	**1.5** .06	**1.53 kg** 3.38 lb	**80.965** 3.1876	
					***564DW**	**133.350** 5.2500	**65.088** 2.5625	**.8** .03	**2.07 kg** 4.56 lb	**80.965** 3.1876	
					***T61370**	**127.000** 5.0000	**65.088** 2.5625	**-** -	**1.43 kg** 3.15 lb	**80.965** 3.1876	
					***T64032A**	**127.000** 5.0000	**101.600** 4.0000	**-** -	**2.76 kg** 6.09 lb	**80.965** 3.1876	
					***T78331**	**127.000** 5.0000	**65.088** 2.5625	**-** -	**1.43 kg** 3.15 lb	**80.965** 3.1876	
575 Series											579TD: ASYMMETRICAL BEARING REVERSE TAPERED BORE
575	**76.200** 3.0000	**36.098** 1.4212	**3.5** .14	**1.60 kg** 3.52 lb	**572**	**139.992** 5.5115	**28.575** 1.1250	**3.3** .13	**.77 kg** 1.70 lb	**36.513** 1.4375	
575-S	**76.200** 3.0000	**36.098** 1.4212	**6.8** .27	**1.56 kg** 3.44 lb	**572A**	**139.982** 5.5111	**28.575** 1.1250	**3.3** .13	**.74 kg** 1.64 lb	**35.250** 1.3878	580V: MADE FROM VACUUM MELT STEEL
575W	**76.200** 3.0000	**36.098** 1.4212	**3.5** .14	**1.61 kg** 3.55 lb	***572AB**	**139.992** 5.5115	**28.575** 1.1250	**3.3** .13	**.80 kg** 1.77 lb	**14.288** .5625	NA580-SW: EXTENDED LARGE RIB EXTENDED SMALL RIB
576	**73.025** 2.8750	**36.098** 1.4212	**3.5** .14	**1.70 kg** 3.75 lb	***572-B**	**139.992** 5.5115	**28.575** 1.1250	**3.3** .13	**.85 kg** 1.88 lb	**14.288** .5625	FRONTFACE CHAMFER SLOTS IN FRONTFACE
576W	**73.025** 2.8750	**36.098** 1.4212	**3.5** .14	**1.66 kg** 3.67 lb	***572D**	**139.992** 5.5115	**66.675** 2.6250	**.8** .03	**1.95 kg** 4.29 lb	**82.550** 3.2500	572-B : FLANGE ON OD FRONTFACE, BEARING WIDTH IS T1 DIMENSION
577	**74.612** 2.9375	**36.098** 1.4212	**3.5** .14	**1.65 kg** 3.64 lb	***572DC**	**139.992** 5.5115	**66.675** 2.6250	**.8** .03	**1.95 kg** 4.29 lb	**82.550** 3.2500	572AB : FLANGE ON OD FRONTFACE, BEARING WIDTH IS T1 DIMENSION
578	**79.985** 3.1490	**36.098** 1.4212	**3.5** .14	**1.46 kg** 3.23 lb	**572-S**	**139.700** 5.5000	**28.575** 1.1250	**.8** .03	**.77 kg** 1.71 lb	**36.513** 1.4375	
578W	**79.992** 3.1493	**36.098** 1.4212	**3.5** .14	**1.47 kg** 3.24 lb	**572X**	**139.700** 5.5000	**28.575** 1.1250	**3.3** .13	**.76 kg** 1.67 lb	**36.513** 1.4375	572D : GROOVE IN OD CENTER HOLES IN OD CENTER
578X	**79.985** 3.1490	**36.098** 1.4212	**8.0** .31	**1.41 kg** 3.11 lb	**572XS**	**139.700** 5.5000	**28.575** 1.1250	**4.8** .19	**.74 kg** 1.62 lb	**36.513** 1.4375	572DC : HOLES IN OD CENTER
580	**82.550** 3.2500	**36.098** 1.4212	**3.5** .14	**1.37 kg** 3.02 lb	**574**	**139.992** 5.5115	**28.575** 1.1250	**.5** .02	**.79 kg** 1.74 lb	**36.513** 1.4375	K100427 : CHAMFER ON LEFTFACE OD CHAMFER ON RIGHTFACE OD
***580V**	**82.550** 3.2500	**36.098** 1.4212	**3.5** .14	**1.37 kg** 3.02 lb							K104220 : CHAMFER ON LEFTFACE OD SPECIAL RADIUS ON RIGHTFACE OD TAPERED OD
580W	**82.550** 3.2500	**36.098** 1.4212	**3.5** .14	**1.37 kg** 3.02 lb							
580WA	**82.550** 3.2500	**36.098** 1.4212	**3.5** .14	**1.37 kg** 3.02 lb							
580X	**82.550** 3.2500	**36.098** 1.4212	**4.8** .19	**1.36 kg** 3.00 lb							
581	**80.962** 3.1875	**36.098** 1.4212	**3.5** .14	**1.43 kg** 3.15 lb							
581W	**80.962** 3.1875	**36.098** 1.4212	**3.5** .14	**1.44 kg** 3.18 lb							
582	**82.550** 3.2500	**36.098** 1.4212	**6.8** .27	**1.33 kg** 2.94 lb							

575 SERIES CONTINUED ON NEXT PAGE

¨These Maximum Fillet Radii will be cleared by the Cone or Cup Radii.
†Bore or O.D. shown are maximum dimensions. * See Remarks Column.

CONE Number	CONE BORE d	CONE WIDTH B	Max Shaft Fillet Radii R ¨	Weight	CUP Number	CUP OUTSIDE DIA D	CUP WIDTH C	Max Hs'ng Fillet Radii r ¨	Weight	BEARING WIDTH T	Remarks
575 Series (cont)											
***579TD**	**85.136** 3.3518	**80.134** 3.1549	**.8** .03	**3.73 kg** 8.23 lb	**572**	**139.992** 5.5115	**28.575** 1.1250	**3.3** .13	**.77 kg** 1.70 lb	**80.962** 3.1875	
581D	**80.962** 3.1875	**80.134** 3.1549	**1.5** .06	**4.18 kg** 9.22 lb	**572A**	**139.982** 5.5111	**28.575** 1.1250	**3.3** .13	**.74 kg** 1.64 lb	**78.438** 3.0881	
					572-S	**139.700** 5.5000	**28.575** 1.1250	**.8** .03	**.77 kg** 1.71 lb	**80.962** 3.1875	
					572X	**139.700** 5.5000	**28.575** 1.1250	**3.3** .13	**.76 kg** 1.67 lb	**80.962** 3.1875	
					572XS	**139.700** 5.5000	**28.575** 1.1250	**4.8** .19	**.74 kg** 1.62 lb	**80.962** 3.1875	
					574	**139.992** 5.5115	**28.575** 1.1250	**.5** .02	**.79 kg** 1.74 lb	**80.962** 3.1875	
NA580	**82.550** 3.2500	**41.275** 1.6250	**3.5** .14	**2.89 kg** 6.37 lb	***572D**	**139.992** 5.5115	**66.675** 2.6250	**.8** .03	**1.95 kg** 4.29 lb	**82.550** 3.2500	
					***572DC**	**139.992** 5.5115	**66.675** 2.6250	**.8** .03	**1.95 kg** 4.29 lb	**82.550** 3.2500	
					***K100427**	**192.966** 7.5971	**88.900** 3.5000	**-** -	**5.41 kg** 11.92 lb	**82.550** 3.2500	
					***K104220**	**171.450** 6.7500	**88.900** 3.5000	**spcl.** spcl.	**5.10 kg** 11.25 lb	**82.550** 3.2500	
***NA580-SW**	**82.550** 3.2500	**46.038** 1.8125	**3.5** .14	**2.98 kg** 6.56 lb	NA580-SW may be paired with all double cups corresponding to NA580 and will require 9.525 mm (.3750 in) to be added to the T-width values.						
595 Series											NA593-SW: FRONTFACE CHAMFER SLOTS IN FRONTFACE
590	**79.985** 3.1490	**36.322** 1.4300	**3.5** .14	**2.04 kg** 4.50 lb	**592**	**152.400** 6.0000	**33.338** 1.3125	**3.3** .13	**1.10 kg** 2.42 lb	**39.688** 1.5625	
590A	**76.200** 3.0000	**36.322** 1.4300	**3.5** .14	**2.17 kg** 4.79 lb	**592A**	**152.400** 6.0000	**30.162** 1.1875	**3.3** .13	**1.04 kg** 2.29 lb	**39.688** 1.5625	594-SW: SLOTS IN BACKFACE
593	**88.900** 3.5000	**36.322** 1.4300	**3.5** .14	**1.70 kg** 3.76 lb	**592AS**	**152.400** 6.0000	**26.192** 1.0312	**.8** .03	**.88 kg** 1.93 lb	**35.718** 1.4062	NA596-SW: EXTENDED LARGE RIB FRONTFACE CHAMFER SLOTS IN FRONTFACE
593-S	**89.090** 3.5075	**36.322** 1.4300	**3.5** .14	**1.70 kg** 3.74 lb	**592AX**	**147.828** 5.8200	**26.192** 1.0312	**3.3** .13	**.66 kg** 1.45 lb	**35.718** 1.4062	592-B : FLANGE ON OD FRONTFACE, BEARING WIDTH IS T1 DIMENSION
593A	**88.900** 3.5000	**36.322** 1.4300	**6.4** .25	**1.67 kg** 3.69 lb	***592-B**	**152.400** 6.0000	**30.162** 1.1875	**3.3** .13	**1.13 kg** 2.48 lb	**15.875** .6250	
594	**95.250** 3.7500	**36.322** 1.4300	**3.5** .14	**1.44 kg** 3.18 lb	***592D**	**152.400** 6.0000	**63.500** 2.5000	**.8** .03	**2.29 kg** 5.04 lb	**82.550** 3.2500	592D : GROOVE IN OD CENTER HOLES IN OD CENTER
***594-SW**	**95.250** 3.7500	**36.322** 1.4300	**3.5** .14	**1.45 kg** 3.20 lb	***592DC**	**152.400** 6.0000	**63.500** 2.5000	**.8** .03	**2.29 kg** 5.04 lb	**82.550** 3.2500	592DC : HOLES IN OD CENTER
594A	**95.250** 3.7500	**36.322** 1.4300	**5.0** .20	**1.43 kg** 3.14 lb	**592-S**	**152.400** 6.0000	**39.688** 1.5625	**3.3** .13	**1.19 kg** 2.62 lb	**39.687** 1.5625	K87718 : FLANGE ON OD LEFTFACE
594AA	**95.250** 3.7500	**36.322** 1.4300	**.8** .03	**1.46 kg** 3.22 lb	**592XE**	**147.638** 5.8125	**26.192** 1.0312	**.8** .03	**.64 kg** 1.42 lb	**35.718** 1.4062	
594R	**95.250** 3.7500	**36.322** 1.4300	**8.0** .31	**1.43 kg** 3.15 lb	**592XS**	**147.638** 5.8125	**26.192** 1.0312	**3.3** .13	**.62 kg** 1.38 lb	**35.718** 1.4062	K93891 : FLANGE ON OD LEFTFACE TAPERED OD
594W	**95.250** 3.7500	**36.322** 1.4300	**3.5** .14	**1.45 kg** 3.20 lb	**593X**	**150.000** 5.9055	**27.000** 1.0630	**3.0** .12	**.76 kg** 1.67 lb	**35.992** 1.4170	K106815 : FLANGE ON OD LEFTFACE HOLES IN LEFTFACE TAPERED OD
†J594X	**95.000** 3.7402	**36.322** 1.4300	**8.0** .31	**1.39 kg** 3.07 lb	**†JM719113**	**150.000** 5.9055	**27.000** 1.0630	**2.5** .10	**.76 kg** 1.68 lb	**35.966** 1.4160	
595	**82.550** 3.2500	**36.322** 1.4300	**3.5** .14	**1.95 kg** 4.30 lb							K444675 : ASYMMETRICAL - TWO SERIES BEARING GROOVE IN OD LEFTFACE
595A	**79.375** 3.1250	**36.322** 1.4300	**3.5** .14	**2.06 kg** 4.55 lb							
596	**85.725** 3.3750	**36.322** 1.4300	**3.5** .14	**1.83 kg** 4.03 lb							
596-S	**87.312** 3.4375	**36.322** 1.4300	**3.5** .14	**1.77 kg** 3.90 lb							
596W	**93.662** 3.6875	**36.322** 1.4300	**3.5** .14	**1.53 kg** 3.38 lb							
597	**93.662** 3.6875	**36.322** 1.4300	**3.5** .14	**1.51 kg** 3.33 lb							
597A	**91.351** 3.5965	**36.322** 1.4300	**3.5** .14	**1.61 kg** 3.54 lb							
597X	**90.000** 3.5433	**36.322** 1.4300	**3.0** .12	**1.66 kg** 3.67 lb							

¨These Maximum Fillet Radii will be cleared by the Cone or Cup Radii.
†Bore or O.D. shown are maximum dimensions. * See Remarks Column.

595 SERIES CONTINUED ON NEXT PAGE

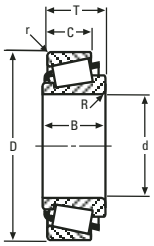

SINGLE ROW

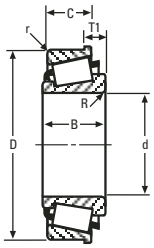

SINGLE ROW WITH FLANGE

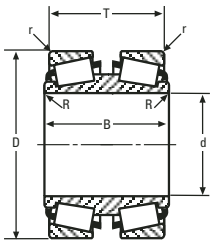

DOUBLE CONE

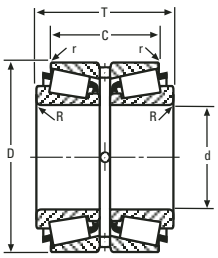

DOUBLE CUP

CONE Number	CONE BORE d	CONE WIDTH B	Max Shaft Fillet Radii R ¨	Weight	CUP Number	CUP OUTSIDE DIA D	CUP WIDTH C	Max Hs'ng Fillet Radii r ¨	Weight	BEARING WIDTH T	Remarks
595 Series (cont)											
598	**92.075** 3.6250	**36.322** 1.4300	**3.5** .14	**1.58 kg** 3.47 lb							
598A	**92.075** 3.6250	**36.322** 1.4300	**6.4** .25	**1.54 kg** 3.40 lb							
598W	**92.075** 3.6250	**36.322** 1.4300	**3.5** .14	**1.58 kg** 3.48 lb							
598X	**92.075** 3.6250	**36.322** 1.4300	**3.5** .14	**1.57 kg** 3.46 lb							
599X	**85.000** 3.3465	**36.322** 1.4300	**3.0** .12	**1.86 kg** 4.10 lb							
NA593	**88.900** 3.5000	**41.275** 1.6250	**3.5** .14	**3.61 kg** 7.96 lb	***592D**	**152.400** 6.0000	**63.500** 2.5000	**.8** .03	**2.29 kg** 5.04 lb	**82.550** 3.2500	
***NA593-SW**	**88.900** 3.5000	**41.275** 1.6250	**3.5** .14	**3.56 kg** 7.85 lb	***592DC**	**152.400** 6.0000	**63.500** 2.5000	**.8** .03	**2.29 kg** 5.04 lb	**82.550** 3.2500	
					***K87718**	**250.825** 9.8750	**101.600** 4.0000	**3.3** .13	**28.58 kg** 63.02 lb	**82.550** 3.2500	
					***K93891**	**254.000** 10.0000	**101.600** 4.0000	**3.3** .13	**29.37 kg** 64.75 lb	**82.550** 3.2500	
					K101989	**250.825** 9.8750	**101.600** 4.0000	**3.3** .13	**28.03 kg** 61.82 lb	**82.550** 3.2500	
					***K106815**	**254.000** 10.0000	**101.600** 4.0000	**3.3** .13	**29.62 kg** 65.31 lb	**82.550** 3.2500	
					***K444675**	**161.925** 6.3750	**79.375** 3.1250	**.8** .03	**3.58 kg** 7.90 lb	**82.550** 3.2500	
					K516773	**249.974** 9.8415	**101.600** 4.0000	**3.3** .13	**26.78 kg** 59.05 lb	**82.550** 3.2500	
***NA596-SW**	**88.900** 3.5000	**46.038** 1.8125	**3.5** .14	**3.71 kg** 8.18 lb	NA596-SW may be paired with all double cups corresponding to NA593 and will require 9.525 mm (.3750 in) to be added to the T-width values.						
615 Series											617W: KEYWAY IN ID
615	**44.450** 1.7500	**41.275** 1.6250	**3.5** .14	**1.58 kg** 3.48 lb	**612**	**120.650** 4.7500	**31.750** 1.2500	**3.3** .13	**.85 kg** 1.87 lb	**41.275** 1.6250	623V: MADE FROM VACUUM MELT STEEL
617	**47.625** 1.8750	**41.275** 1.6250	**3.5** .14	**1.50 kg** 3.31 lb	**612A**	**120.040** 4.7260	**31.750** 1.2500	**3.3** .13	**.82 kg** 1.81 lb	**41.275** 1.6250	612-B: FLANGE ON OD FRONTFACE, BEARING WIDTH IS T1 DIMENSION
***617W**	**47.625** 1.8750	**41.275** 1.6250	**1.5** .06	**1.52 kg** 3.36 lb	***612-B**	**120.650** 4.7500	**31.750** 1.2500	**3.3** .13	**.92 kg** 2.02 lb	**16.667** .6562	612V: MADE FROM VACUUM MELT STEEL
619	**50.800** 2.0000	**41.275** 1.6250	**3.5** .14	**1.42 kg** 3.13 lb	**612-S**	**120.650** 4.7500	**31.750** 1.2500	**.8** .03	**.86 kg** 1.90 lb	**41.275** 1.6250	612X: KEYWAY IN OD BACKFACE
620	**39.688** 1.5625	**41.275** 1.6250	**.8** .03	**1.68 kg** 3.71 lb	***612V**	**120.650** 4.7500	**31.750** 1.2500	**3.3** .13	**.85 kg** 1.87 lb	**41.275** 1.6250	613-B: FLANGE ON OD FRONTFACE, BEARING WIDTH IS T1 DIMENSION
621	**53.975** 2.1250	**41.275** 1.6250	**3.5** .14	**1.34 kg** 2.95 lb	***612X**	**120.650** 4.7500	**31.750** 1.2500	**3.3** .13	**.85 kg** 1.88 lb	**41.275** 1.6250	
621-S	**53.975** 2.1250	**41.275** 1.6250	**3.5** .14	**1.34 kg** 2.94 lb	***613-B**	**120.650** 4.7500	**34.925** 1.3750	**3.3** .13	**.93 kg** 2.06 lb	**12.700** .5000	
622A	**55.006** 2.1656	**41.275** 1.6250	**.8** .03	**1.32 kg** 2.90 lb	**613-S**	**114.300** 4.5000	**30.162** 1.1875	**1.5** .06	**.54 kg** 1.19 lb	**40.183** 1.5820	
622X	**55.000** 2.1654	**41.275** 1.6250	**3.0** .12	**1.31 kg** 2.89 lb	**613X**	**120.000** 4.7244	**30.988** 1.2200	**3.0** .12	**.79 kg** 1.74 lb	**40.023** 1.5757	
623	**57.150** 2.2500	**41.275** 1.6250	**3.5** .14	**1.25 kg** 2.75 lb	**614X**	**115.000** 4.5276	**31.496** 1.2400	**3.0** .12	**.59 kg** 1.29 lb	**41.021** 1.6150	
623A	**57.150** 2.2500	**41.275** 1.6250	**6.4** .25	**1.23 kg** 2.70 lb							
***623V**	**57.150** 2.2500	**41.275** 1.6250	**3.5** .14	**1.25 kg** 2.75 lb							
624	**53.975** 2.1250	**41.275** 1.6250	**.8** .03	**1.35 kg** 2.97 lb							
623-S	**57.150** 2.2500	**38.100** 1.5000	**2.3** .09	**1.23 kg** 2.72 lb	623-S may be paired with all single cups corresponding to 615 and will require -2.083 mm (-.0820 in) to be added to the T-width values.						
635 Series											639X: BACKFACE CHAMFER
635	**57.150** 2.2500	**41.275** 1.6250	**3.5** .14	**1.99 kg** 4.38 lb	**632**	**136.525** 5.3750	**31.750** 1.2500	**3.3** .13	**1.04 kg** 2.30 lb	**41.275** 1.6250	NA643-SW: FRONTFACE CHAMFER SLOTS IN FRONTFACE
636	**53.975** 2.1250	**41.275** 1.6250	**3.5** .14	**2.08 kg** 4.58 lb	**632A**	**136.525** 5.3750	**39.688** 1.5625	**3.3** .13	**1.18 kg** 2.60 lb	**41.275** 1.6250	

635 SERIES CONTINUED ON NEXT PAGE

¨These Maximum Fillet Radii will be cleared by the Cone or Cup Radii.
†Bore or O.D. shown are maximum dimensions. * See Remarks Column.

CONE Number	CONE BORE d	CONE WIDTH B	Max Shaft Fillet Radii R ¨	Weight	CUP Number	CUP OUTSIDE DIA D	CUP WIDTH C	Max Hs'ng Fillet Radii r ¨	Weight	BEARING WIDTH T	Remarks
635 Series (cont)											
637	**60.325** 2.3750	**41.275** 1.6250	**3.5** .14	**1.89 kg** 4.17 lb	***632AS**	**136.525** 5.3750	**55.562** 2.1875	**1.5** .06	**1.70 kg** 3.74 lb	**55.560** 2.1874	NA646-SW: FRONTFACE CHAMFER SHOULDER ON OD BACKFACE SLOTS IN FRONTFACE
639	**63.500** 2.5000	**41.275** 1.6250	**3.5** .14	**1.79 kg** 3.95 lb	***632-B**	**136.525** 5.3750	**31.750** 1.2500	**3.3** .13	**1.12 kg** 2.48 lb	**16.662** .6560	632-B : FLANGE ON OD FRONTFACE, BEARING WIDTH IS T1 DIMENSION
***639X**	**63.500** 2.5000	**41.275** 1.6250	**spcl.** spcl.	**1.74 kg** 3.83 lb	***632D**	**136.525** 5.3750	**76.200** 3.0000	**1.5** .06	**2.56 kg** 5.63 lb	**95.250** 3.7500	
641	**66.675** 2.6250	**41.275** 1.6250	**3.5** .14	**1.69 kg** 3.72 lb	***632DC**	**136.525** 5.3750	**76.200** 3.0000	**1.5** .06	**2.56 kg** 5.63 lb	**95.250** 3.7500	632-S : KEYWAY IN OD BACKFACE THREADED OD FRONTFACE
642	**68.262** 2.6875	**41.275** 1.6250	**3.5** .14	**1.63 kg** 3.60 lb	***632-S**	**136.525** 5.3750	**41.275** 1.6250	**.8** .03	**1.21 kg** 2.67 lb	**41.275** 1.6250	632AS : KEYWAY IN OD SURFACE THREADED OD FRONTFACE
643	**69.850** 2.7500	**41.275** 1.6250	**3.5** .14	**1.58 kg** 3.48 lb	**633**	**130.175** 5.1250	**31.750** 1.2500	**3.3** .13	**.70 kg** 1.54 lb	**41.275** 1.6250	
644	**71.438** 2.8125	**41.275** 1.6250	**3.5** .14	**1.53 kg** 3.37 lb	**633X**	**130.000** 5.1181	**31.750** 1.2500	**3.0** .12	**.69 kg** 1.52 lb	**41.275** 1.6250	632D : GROOVE IN OD CENTER HOLES IN OD CENTER
645	**71.438** 2.8125	**41.275** 1.6250	**6.4** .25	**1.49 kg** 3.30 lb	***634W**	**136.525** 5.3750	**35.720** 1.4063	**1.5** .06	**1.23 kg** 2.72 lb	**45.245** 1.7813	632DC : HOLES IN OD CENTER
***645X**	**71.438** 2.8125	**41.275** 1.6250	**6.4** .25	**1.49 kg** 3.29 lb							634W : KEYWAY BACKFACE SLOTS OD SURFACE
NA643	**69.850** 2.7500	**47.625** 1.8750	**3.5** .14	**3.33 kg** 7.34 lb	***632D**	**136.525** 5.3750	**76.200** 3.0000	**1.5** .06	**2.56 kg** 5.63 lb	**95.250** 3.7500	K516780 : SPECIAL RADIUS ON LEFTFACE OD SPECIAL RADIUS ON RIGHTFACE OD
***NA643-SW**	**69.850** 2.7500	**47.625** 1.8750	**3.5** .14	**3.37 kg** 7.42 lb	***632DC**	**136.525** 5.3750	**76.200** 3.0000	**1.5** .06	**2.56 kg** 5.63 lb	**95.250** 3.7500	
					***K516780**	**159.974** 6.2982	**87.889** 3.4602	**spcl.** spcl.	**6.66 kg** 14.69 lb	**95.250** 3.7500	
639A	**63.500** 2.5000	**46.025** 1.8120	**6.4** .25	**1.94 kg** 4.27 lb	639A may be paired with all single cups corresponding to 635 and will require 4.750 mm (.1870 in) to be added to the T-width values. 639A may be paired with all double cups corresponding to 635 and will require 9.500 mm (.3740 in) to be added to the T-width values.						
***NA646-SW**	**69.987** 2.7554	**44.920** 1.7685	**3.0** .12	**3.27 kg** 7.21 lb	NA646-SW may be paired with all double cups corresponding to NA643 and will require -5.410 mm (-.2130 in) to be added to the T-width values.						
655 Series											NA659-SW: FRONTFACE CHAMFER SLOTS IN FRONTFACE
655	**69.850** 2.7500	**41.275** 1.6250	**3.5** .14	**2.37 kg** 5.22 lb	**652**	**152.400** 6.0000	**31.750** 1.2500	**3.3** .13	**1.24 kg** 2.74 lb	**41.275** 1.6250	652-B: FLANGE ON OD FRONTFACE, BEARING WIDTH IS T1 DIMENSION
656	**64.960** 2.5575	**41.275** 1.6250	**3.5** .14	**2.54 kg** 5.59 lb	**652A**	**149.225** 5.8750	**31.750** 1.2500	**3.3** .13	**1.05 kg** 2.33 lb	**41.275** 1.6250	
657	**73.025** 2.8750	**41.275** 1.6250	**3.5** .14	**2.25 kg** 4.97 lb	***652-B**	**152.400** 6.0000	**31.750** 1.2500	**3.3** .13	**1.35 kg** 2.97 lb	**16.667** .6562	653DT: ASYMMETRICAL BEARING GROOVE IN OD CENTER HOLES IN OD CENTER REVERSE TAPERED OD SPECIAL RADIUS ON LEFTFACE OD SPECIAL RADIUS ON RIGHTFACE OD
658	**74.612** 2.9375	**41.275** 1.6250	**3.5** .14	**2.19 kg** 4.84 lb	**653**	**146.050** 5.7500	**31.750** 1.2500	**3.3** .13	**.87 kg** 1.92 lb	**41.275** 1.6250	
659	**76.200** 3.0000	**41.275** 1.6250	**3.5** .14	**2.13 kg** 4.70 lb	***653DT**	**158.750** 6.2500	**76.200** 3.0000	**spcl.** spcl.	**3.24 kg** 7.14 lb	**95.250** 3.7500	
661	**79.375** 3.1250	**41.275** 1.6250	**3.5** .14	**2.01 kg** 4.42 lb	**653X**	**150.000** 5.9055	**31.750** 1.2500	**3.0** .12	**1.10 kg** 2.43 lb	**41.275** 1.6250	
663	**82.550** 3.2500	**41.275** 1.6250	**3.5** .14	**1.88 kg** 4.14 lb	***654D**	**152.400** 6.0000	**76.200** 3.0000	**1.5** .06	**3.08 kg** 6.80 lb	**95.250** 3.7500	654D: GROOVE IN OD CENTER HOLES IN OD CENTER
663A	**82.550** 3.2500	**41.275** 1.6250	**6.8** .27	**1.84 kg** 4.05 lb	***654DC**	**152.400** 6.0000	**76.200** 3.0000	**1.5** .06	**3.08 kg** 6.80 lb	**95.250** 3.7500	654DC: HOLES IN OD CENTER
664	**84.138** 3.3125	**41.275** 1.6250	**3.5** .14	**1.81 kg** 3.99 lb							
665	**85.725** 3.3750	**41.275** 1.6250	**3.5** .14	**1.74 kg** 3.84 lb							
665A	**85.725** 3.3750	**41.275** 1.6250	**6.4** .25	**1.71 kg** 3.77 lb							
665X	**85.000** 3.3465	**41.275** 1.6250	**3.5** .14	**1.77 kg** 3.91 lb							
NA659	**76.200** 3.0000	**47.625** 1.8750	**3.5** .14	**4.56 kg** 10.04 lb	***653DT**	**158.750** 6.2500	**76.200** 3.0000	**spcl.** spcl.	**3.24 kg** 7.14 lb	**95.250** 3.7500	

¨These Maximum Fillet Radii will be cleared by the Cone or Cup Radii.
†Bore or O.D. shown are maximum dimensions. * See Remarks Column.

655 SERIES CONTINUED ON NEXT PAGE

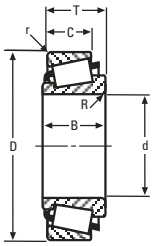

SINGLE ROW

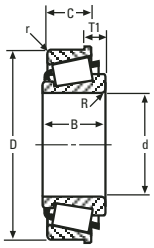

SINGLE ROW WITH FLANGE

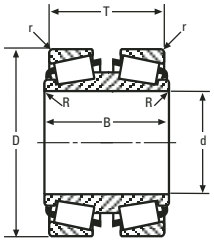

DOUBLE CONE

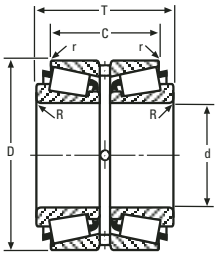

DOUBLE CUP

CONE Number	CONE BORE d	CONE WIDTH B	Max Shaft Fillet Radii R ¨	Weight	CUP Number	CUP OUTSIDE DIA D	CUP WIDTH C	Max Hs'ng Fillet Radii r ¨	Weight	BEARING WIDTH T	Remarks
655 Series (cont)											
***NA659-SW**	**76.200** 3.0000	**47.625** 1.8750	**3.5** .14	**4.58 kg** 10.11 lb	***654D**	**152.400** 6.0000	**76.200** 3.0000	**1.5** .06	**3.08 kg** 6.80 lb	**95.250** 3.7500	
					***654DC**	**152.400** 6.0000	**76.200** 3.0000	**1.5** .06	**3.08 kg** 6.80 lb	**95.250** 3.7500	
662	**80.962** 3.1875	**38.100** 1.5000	**3.5** .14	**1.82 kg** 4.01 lb	662 may be paired with all single cups corresponding to 655 and will require -3.175 mm (-.1250 in) to be added to the T-width values. 662 may be paired with all double cups corresponding to 655 and will require -6.350 mm (-.2500 in) to be added to the T-width values.						
675 Series											688TD: TAPERED BORE
677	**85.725** 3.3750	**41.275** 1.6250	**3.5** .14	**2.90 kg** 6.39 lb	**672**	**168.275** 6.6250	**30.162** 1.1875	**3.3** .13	**1.22 kg** 2.69 lb	**41.275** 1.6250	NA691: EXTENDED SMALL RIB
679	**88.900** 3.5000	**41.275** 1.6250	**3.5** .14	**2.76 kg** 6.08 lb	**672A**	**168.275** 6.6250	**34.925** 1.3750	**3.3** .13	**1.32 kg** 2.91 lb	**41.274** 1.6250	NA691-SW: EXTENDED SMALL RIB SLOTS IN FRONTFACE
681	**92.075** 3.6250	**41.275** 1.6250	**3.5** .14	**2.61 kg** 5.76 lb	***672-B**	**168.275** 6.6250	**30.162** 1.1875	**3.3** .13	**1.33 kg** 2.94 lb	**18.255** .7187	672-B: FLANGE ON OD FRONTFACE, BEARING WIDTH IS T1 DIMENSION
681A	**92.075** 3.6250	**41.275** 1.6250	**6.4** .25	**2.58 kg** 5.68 lb	***672D**	**168.275** 6.6250	**69.850** 2.7500	**.8** .03	**3.12 kg** 6.88 lb	**92.075** 3.6250	
681W	**92.075** 3.6250	**41.275** 1.6250	**3.5** .14	**2.62 kg** 5.77 lb	***672DC**	**168.275** 6.6250	**69.850** 2.7500	**.8** .03	**3.12 kg** 6.88 lb	**92.075** 3.6250	672D: GROOVE IN OD CENTER HOLES IN OD CENTER
682	**94.976** 3.7392	**41.275** 1.6250	**3.5** .14	**2.47 kg** 5.45 lb	**672P**	**168.275** 6.6250	**30.162** 1.1875	**3.3** .13	**1.22 kg** 2.70 lb	**41.275** 1.6250	672DC: HOLES IN OD CENTER
683	**95.250** 3.7500	**41.275** 1.6250	**3.5** .14	**2.46 kg** 5.42 lb	**673**	**169.974** 6.6919	**30.162** 1.1875	**3.3** .13	**1.33 kg** 2.93 lb	**41.275** 1.6250	675DRB: GROOVE IN OD LEFTFACE
683WA	**95.250** 3.7500	**41.275** 1.6250	**3.5** .14	**2.39 kg** 5.28 lb	**673X**	**170.000** 6.6929	**30.162** 1.1875	**3.0** .12	**1.33 kg** 2.94 lb	**41.275** 1.6250	
683X	**95.000** 3.7402	**41.275** 1.6250	**3.5** .14	**2.47 kg** 5.45 lb	**674**	**171.450** 6.7500	**30.162** 1.1875	**3.3** .13	**1.40 kg** 3.08 lb	**41.275** 1.6250	
683XA	**95.250** 3.7500	**41.275** 1.6250	**5.0** .20	**2.44 kg** 5.39 lb	***675DRB**	**174.625** 6.8750	**69.850** 2.7500	**.8** .03	**4.00 kg** 8.81 lb	**92.075** 3.6250	
685	**98.425** 3.8750	**41.275** 1.6250	**3.5** .14	**2.30 kg** 5.08 lb							
685W	**98.425** 3.8750	**41.275** 1.6250	**3.5** .14	**2.29 kg** 5.05 lb							
687	**101.600** 4.0000	**41.275** 1.6250	**3.5** .14	**2.14 kg** 4.72 lb							
687P	**101.600** 4.0000	**41.275** 1.6250	**3.5** .14	**2.16 kg** 4.75 lb							
689	**103.188** 4.0625	**41.275** 1.6250	**3.5** .14	**2.06 kg** 4.54 lb							
***688TD**	**100.211** 3.9453	**95.250** 3.7500	**.8** .03	**6.57 kg** 14.48 lb	**672**	**168.275** 6.6250	**30.162** 1.1875	**3.3** .13	**1.22 kg** 2.69 lb	**95.250** 3.7500	
					672A	**168.275** 6.6250	**34.925** 1.3750	**3.3** .13	**1.32 kg** 2.91 lb	**95.250** 3.7500	
					672P	**168.275** 6.6250	**30.162** 1.1875	**3.3** .13	**1.22 kg** 2.70 lb	**95.250** 3.7500	
					673	**169.974** 6.6919	**30.162** 1.1875	**3.3** .13	**1.33 kg** 2.93 lb	**95.250** 3.7500	
					673X	**170.000** 6.6929	**30.162** 1.1875	**3.0** .12	**1.33 kg** 2.94 lb	**95.250** 3.7500	
					674	**171.450** 6.7500	**30.162** 1.1875	**3.3** .13	**1.40 kg** 3.08 lb	**95.250** 3.7500	
***NA691**	**101.600** 4.0000	**46.038** 1.8125	**3.5** .14	**4.45 kg** 9.81 lb	***672D**	**168.275** 6.6250	**69.850** 2.7500	**.8** .03	**3.12 kg** 6.88 lb	**92.075** 3.6250	
***NA691-SW**	**101.600** 4.0000	**46.038** 1.8125	**3.5** .14	**4.69 kg** 10.35 lb	***672DC**	**168.275** 6.6250	**69.850** 2.7500	**.8** .03	**3.12 kg** 6.88 lb	**92.075** 3.6250	
					***675DRB**	**174.625** 6.8750	**69.850** 2.7500	**.8** .03	**4.00 kg** 8.81 lb	**92.075** 3.6250	
686	**94.976** 3.7392	**40.488** 1.5940	**3.5** .14	**2.43 kg** 5.36 lb	686 may be paired with all single cups corresponding to 677 and will require -.787 mm (-.0310 in) to be added to the T-width values. 686 may be paired with all double cups corresponding to 677 and will require -1.575 mm (-.0620 in) to be added to the T-width values.						

745 SERIES CONTINUED ON NEXT PAGE

¨These Maximum Fillet Radii will be cleared by the Cone or Cup Radii.
†Bore or O.D. shown are maximum dimensions. * See Remarks Column.

CONE Number	CONE BORE d	CONE WIDTH B	Max Shaft Fillet Radii R ¨	Weight	CUP Number	CUP OUTSIDE DIA D	CUP WIDTH C	Max Hs'ng Fillet Radii r ¨	Weight	BEARING WIDTH T	Remarks
745 Series											749V: MADE FROM VACUUM MELT STEEL
740	**80.962**	**46.672**	**5.0**	**2.34 kg**	**742**	**150.089**	**36.512**	**3.3**	**1.07 kg**	**44.450**	749W: KEYWAY IN ID
	3.1875	1.8375	.20	5.15 lb		5.9090	1.4375	.13	2.35 lb	1.7500	
744	**73.025**	**46.672**	**3.5**	**2.70 kg**	**742A**	**149.974**	**36.512**	**3.3**	**1.04 kg**	**44.450**	742-B: FLANGE ON OD FRONTFACE, BEARING WIDTH IS T1 DIMENSION
	2.8750	1.8375	.14	5.96 lb		5.9045	1.4375	.13	2.30 lb	1.7500	
744A	**69.850**	**46.672**	**5.2**	**2.82 kg**	***742-B**	**150.089**	**36.512**	**3.3**	**1.18 kg**	**15.875**	742D: GROOVE IN OD CENTER
	2.7500	1.8375	.20	6.22 lb		5.9090	1.4375	.13	2.59 lb	.6250	
745	**59.931**	**46.672**	**3.5**	**3.20 kg**	***742D**	**155.575**	**85.725**	**1.5**	**3.46 kg**	**101.600**	HOLES IN OD CENTER
	2.3595	1.8375	.14	7.06 lb		6.1250	3.3750	.06	7.63 lb	4.0000	
745-S	**63.500**	**46.672**	**3.5**	**3.08 kg**	***742DC**	**155.575**	**85.725**	**1.5**	**3.46 kg**	**101.600**	742DC: HOLES IN OD CENTER
	2.5000	1.8375	.14	6.78 lb		6.1250	3.3750	.06	7.63 lb	4.0000	
745A	**69.850**	**46.672**	**3.5**	**2.83 kg**	***742V**	**150.089**	**36.512**	**3.3**	**1.05 kg**	**44.450**	742V: MADE FROM VACUUM MELT STEEL
	2.7500	1.8375	.14	6.25 lb		5.9090	1.4375	.13	2.32 lb	1.7500	
746	**60.000**	**46.672**	**3.5**	**3.20 kg**	***742X**	**150.089**	**36.512**	**3.3**	**1.06 kg**	**44.450**	742X: KEYWAY IN OD BACKFACE
	2.3622	1.8375	.14	7.06 lb		5.9090	1.4375	.13	2.33 lb	1.7500	
747-S	**64.960**	**46.672**	**3.5**	**3.02 kg**	**743**	**150.000**	**35.000**	**3.3**	**1.02 kg**	**44.455**	743DS: HOLES IN OD CENTER
	2.5575	1.8375	.14	6.67 lb		5.9055	1.3780	.13	2.25 lb	1.7502	
748	**80.000**	**46.672**	**3.0**	**2.40 kg**	***743DS**	**168.275**	**85.725**	**1.5**	**5.83 kg**	**101.600**	
	3.1496	1.8375	.12	5.29 lb		6.6250	3.3750	.06	12.85 lb	4.0000	
748-S	**76.200**	**46.672**	**3.5**	**2.57 kg**	**743X**	**149.944**	**35.000**	**3.0**	**1.02 kg**	**44.455**	
	3.0000	1.8375	.14	5.66 lb		5.9033	1.3780	.12	2.25 lb	1.7502	
749	**85.026**	**46.672**	**3.5**	**2.17 kg**	**7464**	**149.225**	**34.925**	**3.3**	**.93 kg**	**42.863**	
	3.3475	1.8375	.14	4.78 lb		5.8750	1.3750	.13	2.05 lb	1.6875	
749-S	**85.026**	**46.672**	**5.0**	**2.14 kg**							
	3.3475	1.8375	.20	4.72 lb							
749A	**82.550**	**46.672**	**3.5**	**2.28 kg**							
	3.2500	1.8375	.14	5.02 lb							
***749V**	**85.026**	**46.672**	**3.5**	**2.16 kg**							
	3.3475	1.8375	.14	4.76 lb							
***749W**	**85.026**	**46.672**	**3.5**	**2.15 kg**							
	3.3475	1.8375	.14	4.74 lb							
750	**79.375**	**46.672**	**3.5**	**2.42 kg**							
	3.1250	1.8375	.14	5.35 lb							
750A	**82.550**	**46.672**	**6.5**	**2.24 kg**							
	3.2500	1.8375	.26	4.94 lb							
750W	**79.375**	**46.672**	**3.5**	**2.42 kg**							
	3.1250	1.8375	.14	5.33 lb							
NA749	**82.550**	**50.800**	**3.5**	**4.68 kg**	***742D**	**155.575**	**85.725**	**1.5**	**3.46 kg**	**101.600**	
	3.2500	2.0000	.14	10.32 lb		6.1250	3.3750	.06	7.63 lb	4.0000	
					***742DC**	**155.575**	**85.725**	**1.5**	**3.46 kg**	**101.600**	
						6.1250	3.3750	.06	7.63 lb	4.0000	
					***743DS**	**168.275**	**85.725**	**1.5**	**5.83 kg**	**101.600**	
						6.6250	3.3750	.06	12.85 lb	4.0000	
755 Series											NA759-SW: FRONTFACE CHAMFER SLOTS IN FRONTFACE
755	**76.200**	**48.260**	**3.5**	**3.09 kg**	**752**	**161.925**	**38.100**	**3.3**	**1.59 kg**	**47.625**	
	3.0000	1.9000	.14	6.82 lb		6.3750	1.5000	.13	3.51 lb	1.8750	
755W	**76.200**	**48.260**	**3.5**	**3.05 kg**	**752A**	**159.995**	**38.100**	**.8**	**1.47 kg**	**47.625**	NA761-SW: FRONTFACE CHAMFER SLOTS IN FRONTFACE
	3.0000	1.9000	.14	6.73 lb		6.2990	1.5000	.03	3.23 lb	1.8750	
756	**82.550**	**48.260**	**11.2**	**2.67 kg**	**752AA**	**161.925**	**38.100**	**.5**	**1.61 kg**	**47.625**	752-B : FLANGE ON OD FRONTFACE, BEARING WIDTH IS T1 DIMENSION
	3.2500	1.9000	.44	5.88 lb		6.3750	1.5000	.02	3.55 lb	1.8750	
756A	**79.375**	**48.260**	**8.0**	**2.89 kg**	***752-B**	**161.925**	**38.100**	**3.3**	**1.72 kg**	**17.450**	
	3.1250	1.9000	.31	6.38 lb		6.3750	1.5000	.13	3.80 lb	.6870	752D : GROOVE IN OD CENTER HOLES IN OD CENTER
757	**82.550**	**48.260**	**3.5**	**2.79 kg**	***752D**	**161.925**	**85.725**	**1.5**	**3.66 kg**	**104.775**	
	3.2500	1.9000	.14	6.15 lb		6.3750	3.3750	.06	8.06 lb	4.1250	
757W	**82.550**	**48.260**	**3.5**	**2.81 kg**	***752DC**	**161.925**	**85.725**	**1.5**	**3.66 kg**	**104.775**	752DC : HOLES IN OD CENTER
	3.2500	1.9000	.14	6.20 lb		6.3750	3.3750	.06	8.06 lb	4.1250	
758	**85.725**	**48.260**	**3.5**	**2.63 kg**	**753**	**168.275**	**38.100**	**3.3**	**2.06 kg**	**47.625**	753A : CHAMFER ON BACKFACE OD THREADED OD FRONTFACE
	3.3750	1.9000	.14	5.80 lb		6.6250	1.5000	.13	4.55 lb	1.8750	
758W	**85.725**	**48.260**	**3.5**	**2.62 kg**	***753A**	**168.275**	**49.212**	**-**	**2.50 kg**	**49.212**	
	3.3750	1.9000	.14	5.79 lb		6.6250	1.9375	-	5.52 lb	1.9375	754W : KEYWAY IN OD SURFACE THREADED OD FRONTFACE
759	**88.900**	**48.260**	**3.5**	**2.47 kg**	**753X**	**160.000**	**38.000**	**3.3**	**1.44 kg**	**47.620**	
	3.5000	1.9000	.14	5.44 lb		6.2992	1.4961	.13	3.18 lb	1.8748	
760	**90.488**	**48.260**	**3.5**	**2.38 kg**	***754W**	**168.275**	**57.150**	**3.3**	**2.89 kg**	**53.975**	K312486 : SPECIAL RADIUS ON LEFTFACE OD SPECIAL RADIUS ON RIGHTFACE OD
	3.5625	1.9000	.14	5.25 lb		6.6250	2.2500	.13	6.38 lb	2.1250	

¨These Maximum Fillet Radii will be cleared by the Cone or Cup Radii.
†Bore or O.D. shown are maximum dimensions. * See Remarks Column.

755 SERIES CONTINUED ON NEXT PAGE

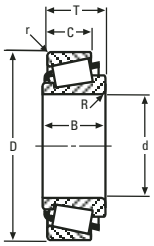

SINGLE ROW

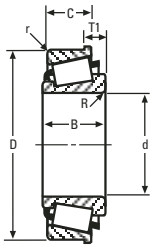

SINGLE ROW WITH FLANGE

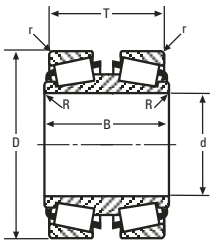

DOUBLE CONE

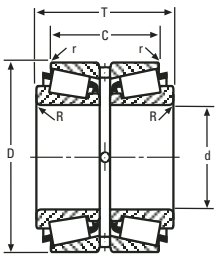

DOUBLE CUP

CONE Number	CONE BORE d	CONE WIDTH B	Max Shaft Fillet Radii R ¨	Weight	CUP Number	CUP OUTSIDE DIA D	CUP WIDTH C	Max Hs'ng Fillet Radii r ¨	Weight	BEARING WIDTH T	Remarks
755 Series (cont)											
761W	**88.900** 3.5000	**48.260** 1.9000	**3.5** .14	**2.45 kg** 5.39 lb							
762	**73.025** 2.8750	**48.260** 1.9000	**3.5** .14	**3.20 kg** 7.06 lb							
762XA	**73.025** 2.8750	**48.260** 1.9000	**3.5** .14	**3.23 kg** 7.13 lb							
766	**88.900** 3.5000	**48.260** 1.9000	**7.0** .28	**2.42 kg** 5.34 lb							
767X	**90.000** 3.5433	**48.260** 1.9000	**3.0** .12	**2.41 kg** 5.32 lb							
NA759	**88.900** 3.5000	**52.388** 2.0625	**3.5** .14	**5.07 kg** 11.17 lb	***752D**	**161.925** 6.3750	**85.725** 3.3750	**1.5** .06	**3.66 kg** 8.06 lb	**104.775** 4.1250	
***NA759-SW**	**88.900** 3.5000	**52.388** 2.0625	**3.5** .14	**5.11 kg** 11.27 lb	***752DC**	**161.925** 6.3750	**85.725** 3.3750	**1.5** .06	**3.66 kg** 8.06 lb	**104.775** 4.1250	
***NA761-SW**	**88.900** 3.5000	**52.388** 2.0625	**3.5** .14	**5.09 kg** 11.23 lb	***K312486**	**206.375** 8.1250	**103.185** 4.0624	**spcl.** spcl.	**16.69 kg** 36.81 lb	**104.775** 4.1250	
767D	**88.900** 3.5000	**107.950** 4.2500	**1.5** .06	**6.59 kg** 14.52 lb	**752**	**161.925** 6.3750	**38.100** 1.5000	**3.3** .13	**1.59 kg** 3.51 lb	**101.549** 3.9980	
					752A	**159.995** 6.2990	**38.100** 1.5000	**.8** .03	**1.47 kg** 3.23 lb	**101.549** 3.9980	
					752AA	**161.925** 6.3750	**38.100** 1.5000	**.5** .02	**1.61 kg** 3.55 lb	**101.549** 3.9980	
					753	**168.275** 6.6250	**38.100** 1.5000	**3.3** .13	**2.06 kg** 4.55 lb	**101.549** 3.9980	
					***753A**	**168.275** 6.6250	**49.212** 1.9375	**-** -	**2.50 kg** 5.52 lb	**104.724** 4.1230	
					753X	**160.000** 6.2992	**38.000** 1.4961	**3.3** .13	**1.44 kg** 3.18 lb	**101.539** 3.9976	
762X	**85.000** 3.3465	**48.489** 1.9090	**3.0** .12	**2.69 kg** 5.92 lb	762X may be paired with all single cups corresponding to 755 and will require .381 mm (.0150 in) to be added to the T-width values. 762X may be paired with all double cups corresponding to 755 and will require .762 mm (.0300 in) to be added to the T-width values.						
775 Series											NA776-SW: FRONTFACE CHAMFER
775	**88.900** 3.5000	**48.006** 1.8900	**4.8** .19	**3.81 kg** 8.40 lb	**772**	**180.975** 7.1250	**38.100** 1.5000	**3.3** .13	**1.92 kg** 4.24 lb	**47.625** 1.8750	SLOTS IN FRONTFACE
776	**95.250** 3.7500	**48.006** 1.8900	**3.5** .14	**3.47 kg** 7.66 lb	**772A**	**174.625** 6.8750	**38.100** 1.5000	**3.3** .13	**1.39 kg** 3.06 lb	**47.625** 1.8750	782W: KEYWAY IN ID
776W	**95.250** 3.7500	**48.006** 1.8900	**3.5** .14	**3.45 kg** 7.61 lb	***772-B**	**180.975** 7.1250	**38.100** 1.5000	**3.3** .13	**2.08 kg** 4.58 lb	**17.462** .6875	787TD: TAPERED BORE
777	**95.250** 3.7500	**48.006** 1.8900	**9.5** .38	**3.38 kg** 7.44 lb	**773**	**180.000** 7.0866	**40.000** 1.5748	**3.0** .12	**1.89 kg** 4.17 lb	**48.000** 1.8898	772-B: FLANGE ON OD FRONTFACE, BEARING WIDTH IS T1 DIMENSION
778	**92.075** 3.6250	**48.006** 1.8900	**3.5** .14	**3.65 kg** 8.05 lb	**773AA**	**179.974** 7.0856	**38.100** 1.5000	**3.0** .12	**1.84 kg** 4.06 lb	**47.625** 1.8750	773D: GROOVE IN OD CENTER HOLES IN OD CENTER
779	**98.425** 3.8750	**48.006** 1.8900	**3.5** .14	**3.29 kg** 7.26 lb	***773D**	**180.000** 7.0866	**85.725** 3.3750	**.8** .03	**4.27 kg** 9.42 lb	**104.775** 4.1250	773DC: HOLES IN OD CENTER
779W	**98.425** 3.8750	**48.006** 1.8900	**3.5** .14	**3.23 kg** 7.12 lb	***773DC**	**180.000** 7.0866	**85.725** 3.3750	**.8** .03	**4.27 kg** 9.42 lb	**104.775** 4.1250	774-BW: FLANGE ON OD FRONTFACE, BEARING WIDTH IS T1 DIMENSION
780	**101.600** 4.0000	**48.006** 1.8900	**3.5** .14	**3.10 kg** 6.85 lb	***774-BW**	**184.150** 7.2500	**47.625** 1.8750	**3.3** .13	**2.73 kg** 6.02 lb	**7.938** .3125	KEYWAY IN OD SURFACE
780W	**101.600** 4.0000	**48.006** 1.8900	**3.5** .14	**3.05 kg** 6.73 lb	***774D**	**180.975** 7.1250	**85.725** 3.3750	**1.5** .06	**4.22 kg** 9.30 lb	**104.775** 4.1250	774D: GROOVE IN OD CENTER HOLES IN OD CENTER
782	**104.775** 4.1250	**48.006** 1.8900	**3.5** .14	**2.91 kg** 6.42 lb	***774DC**	**180.975** 7.1250	**85.725** 3.3750	**1.5** .06	**4.53 kg** 9.98 lb	**104.775** 4.1250	774DC: HOLES IN OD CENTER
***782W**	**104.775** 4.1250	**48.006** 1.8900	**3.5** .14	**2.85 kg** 6.27 lb							
783	**100.000** 3.9370	**48.006** 1.8900	**3.5** .14	**3.20 kg** 7.06 lb							
783A	**99.974** 3.9360	**50.800** 2.0000	**3.0** .12	**3.30 kg** 7.27 lb							
783W	**100.000** 3.9370	**48.006** 1.8900	**3.5** .14	**3.20 kg** 7.05 lb							

775 SERIES CONTINUED ON NEXT PAGE

¨These Maximum Fillet Radii will be cleared by the Cone or Cup Radii.
†Bore or O.D. shown are maximum dimensions. * See Remarks Column.

CONE Number	CONE BORE d	CONE WIDTH B	Max Shaft Fillet Radii R ¨	Weight	CUP Number	CUP OUTSIDE DIA D	CUP WIDTH C	Max Hs'ng Fillet Radii r ¨	Weight	BEARING WIDTH T	Remarks
775 Series (cont)											
786	**104.775** 4.1250	**48.006** 1.8900	**6.4** .25	**2.87 kg** 6.34 lb							
787	**104.775** 4.1250	**48.006** 1.8900	**7.1** .28	**2.86 kg** 6.30 lb							
789	**100.813** 3.9690	**47.625** 1.8750	**3.5** .14	**3.14 kg** 6.92 lb							
NA776	**95.250** 3.7500	**52.388** 2.0625	**3.5** .14	**7.23 kg** 15.94 lb	***773D**	**180.000** 7.0866	**85.725** 3.3750	**.8** .03	**4.27 kg** 9.42 lb	**104.775** 4.1250	
***NA776-SW**	**95.250** 3.7500	**52.388** 2.0625	**3.5** .14	**7.23 kg** 15.93 lb	***773DC**	**180.000** 7.0866	**85.725** 3.3750	**.8** .03	**4.27 kg** 9.42 lb	**104.775** 4.1250	
NA780	**101.600** 4.0000	**52.388** 2.0625	**3.5** .14	**6.42 kg** 14.16 lb	***774D**	**180.975** 7.1250	**85.725** 3.3750	**1.5** .06	**4.22 kg** 9.30 lb	**104.775** 4.1250	
NA782	**104.775** 4.1250	**52.388** 2.0625	**3.5** .14	**6.00 kg** 13.22 lb	***774DC**	**180.975** 7.1250	**85.725** 3.3750	**1.5** .06	**4.53 kg** 9.98 lb	**104.775** 4.1250	
779D	**98.425** 3.8750	**102.362** 4.0300	**1.6** .06	**8.29 kg** 18.29 lb	**772**	**180.975** 7.1250	**38.100** 1.5000	**3.3** .13	**1.92 kg** 4.24 lb	**101.600** 4.0000	
782D	**104.775** 4.1250	**102.362** 4.0300	**1.6** .06	**7.48 kg** 16.49 lb	**772A**	**174.625** 6.8750	**38.100** 1.5000	**3.3** .13	**1.39 kg** 3.06 lb	**101.600** 4.0000	
***787TD**	**104.775** 4.1250	**104.775** 4.1250	**1.5** .06	**8.39 kg** 18.50 lb	**773**	**180.000** 7.0866	**40.000** 1.5748	**3.0** .12	**1.89 kg** 4.17 lb	**102.352** 4.0296	
					773AA	**179.974** 7.0856	**38.100** 1.5000	**3.0** .12	**1.84 kg** 4.06 lb	**101.600** 4.0000	
778D	**98.425** 3.8750	**96.825** 3.8120	**1.6** .06	**8.01 kg** 17.67 lb	778D may be paired with all single cups corresponding to 779D and will require -6.350 mm (-.2500 in) to be added to the T-width values.						
795 Series											795DE: EXTENDED SMALL RIB
795	**120.650** 4.7500	**47.625** 1.8750	**3.3** .13	**4.46 kg** 9.83 lb	***792-B**	**206.375** 8.1250	**34.925** 1.3750	**3.3** .13	**2.09 kg** 4.60 lb	**20.638** .8125	796DE: EXTENDED SMALL RIB
796X	**127.000** 5.0000	**47.625** 1.8750	**3.5** .14	**4.00 kg** 8.81 lb	**792**	**206.375** 8.1250	**34.925** 1.3750	**3.3** .13	**1.88 kg** 4.15 lb	**47.625** 1.8750	796DEE: EXTENDED SMALL RIB
797	**130.000** 5.1181	**47.625** 1.8750	**3.5** .14	**3.77 kg** 8.31 lb	***792CD**	**206.375** 8.1250	**82.550** 3.2500	**.8** .03	**4.41 kg** 9.73 lb	**107.950** 4.2500	797DA: EXTENDED SMALL RIB HOLES IN OD LEFTFACE
798	**127.000** 5.0000	**50.013** 1.9690	**3.3** .13	**4.03 kg** 8.88 lb	**793**	**206.375** 8.1250	**34.925** 1.3750	**3.3** .13	**1.90 kg** 4.18 lb	**47.625** 1.8750	
799	**128.587** 5.0625	**47.625** 1.8750	**3.3** .13	**3.88 kg** 8.55 lb	***793DE**	**206.375** 8.1250	**82.550** 3.2500	**.8** .03	**5.02 kg** 11.08 lb	**107.950** 4.2500	797DE: EXTENDED SMALL RIB
799A	**130.175** 5.1250	**47.625** 1.8750	**3.5** .14	**3.76 kg** 8.28 lb							797DEE: EXTENDED SMALL RIB
799W	**128.587** 5.0625	**47.625** 1.8750	**3.3** .13	**3.92 kg** 8.64 lb							797TD: ASYMMETRICAL BEARING TAPERED BORE
***795DE**	**120.000** 4.7244	**184.150** 7.2500	**.8** .03	**14.79 kg** 32.62 lb	**792**	**206.375** 8.1250	**34.925** 1.3750	**3.3** .13	**1.88 kg** 4.15 lb	**95.250** 3.7500	798DA: EXTENDED SMALL RIB HOLES IN OD LEFTFACE
***796DE**	**125.000** 4.9213	**184.150** 7.2500	**.8** .03	**13.43 kg** 29.61 lb	**793**	**206.375** 8.1250	**34.925** 1.3750	**3.3** .13	**1.90 kg** 4.18 lb	**95.250** 3.7500	798DE: EXTENDED SMALL RIB
***796DEE**	**125.000** 4.9213	**184.150** 7.2500	**.8** .03	**13.46 kg** 29.68 lb							798DEE: EXTENDED SMALL RIB
***797DA**	**125.412** 4.9375	**157.958** 6.2188	**.8** .03	**12.41 kg** 27.37 lb							NA798-SW: FRONTFACE CHAMFER SLOTS IN FRONTFACE
***797DE**	**125.412** 4.9375	**184.150** 7.2500	**.8** .03	**13.24 kg** 29.20 lb							792-B : FLANGE ON OD FRONTFACE, BEARING WIDTH IS T1 DIMENSION
***797DEE**	**125.412** 4.9375	**184.150** 7.2500	**.8** .03	**13.24 kg** 29.20 lb							
***798DA**	**127.000** 5.0000	**157.958** 6.2188	**.8** .03	**12.02 k** 26.51 lb							792CD : GROOVE IN OD CENTER HOLES IN OD CENTER
***798DE**	**127.000** 5.0000	**184.150** 7.2500	**.8** .03	**12.82 kg** 28.27 lb							793DE : GROOVE IN OD CENTER HOLES IN OD CENTER
***798DEE**	**127.000** 5.0000	**184.150** 7.2500	**.8** .03	**12.82 kg** 28.27 lb							
NA798	**127.000** 5.0000	**53.975** 2.1250	**3.5** .14	**-** -	***792CD**	**206.375** 8.1250	**82.550** 3.2500	**.8** .03	**4.41 kg** 9.73 lb	**107.950** 4.2500	

¨These Maximum Fillet Radii will be cleared by the Cone or Cup Radii.
†Bore or O.D. shown are maximum dimensions. * See Remarks Column.

795 SERIES CONTINUED ON NEXT PAGE

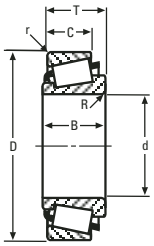

SINGLE ROW

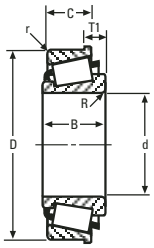

SINGLE ROW WITH FLANGE

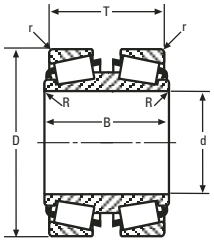

DOUBLE CONE

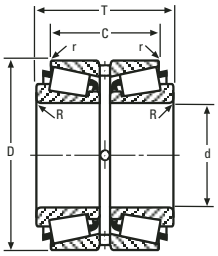

DOUBLE CUP

CONE Number	CONE BORE d	CONE WIDTH B	Max Shaft Fillet Radii R ¨	Weight	CUP Number	CUP OUTSIDE DIA D	CUP WIDTH C	Max Hs'ng Fillet Radii r ¨	Weight	BEARING WIDTH T	Remarks
795 Series (cont)											
***NA798-SW**	**127.000** 5.0000	**53.975** 2.1250	**3.5** .14	**-** -	***793DE**	**206.375** 8.1250	**82.550** 3.2500	**.8** .03	**5.02 kg** 11.08 lb	**107.950** 4.2500	
***797TD**	**125.412** 4.9375	**114.300** 4.5000	**1.5** .06	**12.32 kg** 27.17 lb	797TD may be paired with all single cups corresponding to 795DE and will require 19.050 mm (.7500 in) to be added to the T-width values.						
835 Series											843V: MADE FROM VACUUM MELT STEEL
835	**69.850** 2.7500	**56.363** 2.2190	**3.5** .14	**4.42 kg** 9.75 lb	**832**	**168.275** 6.6250	**41.275** 1.6250	**3.3** .13	**1.74 kg** 3.83 lb	**53.975** 2.1250	850V: MADE FROM VACUUM MELT STEEL
837	**76.200** 3.0000	**56.363** 2.2190	**.8** .03	**4.11 kg** 9.06 lb	***832-B**	**168.275** 6.6250	**41.275** 1.6250	**3.3** .13	**1.92 kg** 4.23 lb	**22.225** .8750	832-B : FLANGE ON OD FRONTFACE, BEARING WIDTH IS T1 DIMENSION
838	**80.962** 3.1875	**56.363** 2.2190	**.8** .03	**3.85 kg** 8.49 lb	***832V**	**168.275** 6.6250	**41.275** 1.6250	**3.3** .13	**1.74 kg** 3.83 lb	**53.975** 2.1250	
839	**82.550** 3.2500	**56.363** 2.2190	**.8** .03	**3.76 kg** 8.29 lb	***833W**	**168.275** 6.6250	**44.450** 1.7500	**3.3** .13	**1.85 kg** 4.09 lb	**57.150** 2.2500	832V : MADE FROM VACUUM MELT STEEL
841	**85.725** 3.3750	**56.363** 2.2190	**3.5** .14	**3.56 kg** 7.86 lb	**833X**	**170.000** 6.6929	**41.000** 1.6142	**3.0** .12	**1.86 kg** 4.11 lb	**53.975** 2.1250	833W : KEYWAY BACKFACE
842	**82.550** 3.2500	**56.363** 2.2190	**3.5** .14	**3.75 kg** 8.27 lb	***834D**	**171.450** 6.7500	**100.012** 3.9375	**.8** .03	**5.42 kg** 11.96 lb	**125.413** 4.9375	834D : GROOVE IN OD CENTER HOLES IN OD CENTER
843	**76.200** 3.0000	**56.363** 2.2190	**6.4** .25	**4.09 kg** 9.02 lb							K103951 : SPECIAL RADIUS ON LEFTFACE OD SPECIAL RADIUS ON RIGHTFACE OD
***843V**	**76.200** 3.0000	**56.363** 2.2190	**6.4** .25	**4.09 kg** 9.02 lb							
850	**88.900** 3.5000	**56.363** 2.2190	**3.5** .14	**3.37 kg** 7.43 lb							
850A	**89.891** 3.5390	**56.363** 2.2190	**3.5** .14	**3.31 kg** 7.30 lb							
***850V**	**88.900** 3.5000	**56.363** 2.2190	**3.5** .14	**3.37 kg** 7.43 lb							
850W	**88.900** 3.5000	**56.363** 2.2190	**3.5** .14	**3.35 kg** 7.38 lb							
NA842	**82.550** 3.2500	**62.708** 2.4688	**3.5** .14	**7.80 kg** 17.20 lb	***834D**	**171.450** 6.7500	**100.012** 3.9375	**.8** .03	**5.42 kg** 11.96 lb	**125.415** 4.9376	
					***K103951**	**215.900** 8.5000	**120.650** 4.7500	**spcl.** spcl.	**18.64 kg** 41.10 lb	**125.415** 4.9376	
855 Series											861V: MADE FROM VACUUM MELT STEEL
855	**88.900** 3.5000	**57.531** 2.2650	**8.0** .31	**5.02 kg** 11.06 lb	**852**	**190.500** 7.5000	**47.625** 1.8750	**3.3** .13	**2.78 kg** 6.12 lb	**57.150** 2.2500	861W: KEYWAY IN ID
857	**92.075** 3.6250	**57.531** 2.2650	**8.0** .31	**4.81 kg** 10.61 lb	**853**	**190.000** 7.4803	**48.000** 1.8898	**3.0** .12	**2.73 kg** 6.02 lb	**57.000** 2.2441	864W: KEYWAY IN ID
861	**101.600** 4.0000	**57.531** 2.2650	**8.0** .31	**4.15 kg** 9.16 lb	**854**	**190.500** 7.5000	**44.450** 1.7500	**3.3** .13	**2.65 kg** 5.85 lb	**57.150** 2.2500	854-B: FLANGE ON OD FRONTFACE, BEARING WIDTH IS T1 DIMENSION
861-SW	**101.600** 4.0000	**57.531** 2.2650	**8.0** .31	**4.29 kg** 9.45 lb	***854-B**	**190.500** 7.5000	**44.450** 1.7500	**3.3** .13	**2.88 kg** 6.36 lb	**22.225** .8750	854D: GROOVE IN OD CENTER HOLES IN OD CENTER
***861V**	**101.600** 4.0000	**57.531** 2.2650	**8.0** .31	**4.15 kg** 9.16 lb	***854D**	**190.500** 7.5000	**101.600** 4.0000	**1.5** .06	**6.28 kg** 13.86 lb	**127.000** 5.0000	
***861W**	**101.600** 4.0000	**57.531** 2.2650	**8.0** .31	**4.13 kg** 9.10 lb	***854DC**	**190.500** 7.5000	**101.600** 4.0000	**1.5** .06	**6.28 kg** 13.86 lb	**127.000** 5.0000	854DC: HOLES IN OD CENTER
862	**95.000** 3.7402	**57.531** 2.2650	**6.4** .25	**4.64 kg** 10.24 lb	***854V**	**190.500** 7.5000	**44.450** 1.7500	**3.3** .13	**2.65 kg** 5.85 lb	**57.150** 2.2500	854V: MADE FROM VACUUM MELT STEEL
863X	**100.000** 3.9370	**57.531** 2.2650	**6.0** .24	**4.29 kg** 9.45 lb	**854X**	**200.025** 7.8750	**49.212** 1.9375	**3.3** .13	**4.17 kg** 9.19 lb	**61.912** 2.4375	
864	**95.250** 3.7500	**57.531** 2.2650	**8.0** .31	**4.60 kg** 10.14 lb							
***864W**	**95.250** 3.7500	**57.531** 2.2650	**8.0** .31	**4.47 kg** 9.86 lb							
866	**98.425** 3.8750	**57.531** 2.2650	**3.5** .14	**4.44 kg** 9.80 lb							
867A	**94.976** 3.7392	**57.531** 2.2650	**3.5** .14	**4.68 kg** 10.32 lb							
869	**87.312** 3.4375	**57.531** 2.2650	**8.0** .31	**5.12 kg** 11.28 lb							
NA861	**101.600** 4.0000	**63.500** 2.5000	**3.5** .14	**8.73 kg** 19.24 lb	***854D**	**190.500** 7.5000	**101.600** 4.0000	**1.5** .06	**6.28 kg** 13.86 lb	**127.000** 5.0000	

855 SERIES CONTINUED ON NEXT PAGE

¨These Maximum Fillet Radii will be cleared by the Cone or Cup Radii.
†Bore or O.D. shown are maximum dimensions. * See Remarks Column.

CONE Number	CONE BORE d	CONE WIDTH B	Max Shaft Fillet Radii R ¨	Weight	CUP Number	CUP OUTSIDE DIA D	CUP WIDTH C	Max Hs'ng Fillet Radii r ¨	Weight	BEARING WIDTH T	Remarks
855 Series (cont)					***854DC**	**190.500** 7.5000	**101.600** 4.0000	**1.5** .06	**6.28 kg** 13.86 lb	**127.000** 5.0000	
867DA	**95.250** 3.7500	**127.000** 5.0000	**2.3** .09	**12.47 kg** 27.49 lb	**852**	**190.500** 7.5000	**47.625** 1.8750	**3.3** .13	**2.78 kg** 6.12 lb	**117.475** 4.6250	
868D	**101.600** 4.0000	**127.000** 5.0000	**1.5** .06	**11.14 kg** 24.56 lb	**853**	**190.000** 7.4803	**48.000** 1.8898	**3.0** .12	**2.73 kg** 6.02 lb	**117.175** 4.6132	
					854	**190.500** 7.5000	**44.450** 1.7500	**3.3** .13	**2.65 kg** 5.85 lb	**117.475** 4.6250	
					***854V**	**190.500** 7.5000	**44.450** 1.7500	**3.3** .13	**2.65 kg** 5.85 lb	**117.475** 4.6250	
					854X	**200.025** 7.8750	**49.212** 1.9375	**3.3** .13	**4.17 kg** 9.19 lb	**127.000** 5.0000	
895 Series											892-B : FLANGE ON OD FRONTFACE, BEARING WIDTH IS T1 DIMENSION 892CD : GROOVE IN OD CENTER HOLES IN OD CENTER
896	**136.525** 5.3750	**57.150** 2.2500	**3.5** .14	**5.91 kg** 13.04 lb	***892-B**	**228.600** 9.0000	**44.450** 1.7500	**3.3** .13	**3.42 kg** 7.55 lb	**22.225** .8750	
898	**139.700** 5.5000	**57.150** 2.2500	**3.5** .14	**5.60 kg** 12.36 lb	**892**	**228.600** 9.0000	**44.450** 1.7500	**3.3** .13	**3.07 kg** 6.76 lb	**57.150** 2.2500	
898A	**139.700** 5.5000	**57.150** 2.2500	**6.4** .25	**5.55 kg** 12.25 lb	***892CD**	**228.600** 9.0000	**98.425** 3.8750	**1.5** .06	**6.76 kg** 14.90 lb	**123.825** 4.8750	
899	**139.700** 5.5000	**58.738** 2.3125	**3.5** .14	**5.60 kg** 12.34 lb							
935 Series											935A: SPECIAL BACKFACE RADIUS 936W: KEYWAY IN ID 937XA: SPECIAL BACKFACE RADIUS 932-B: FLANGE ON OD FRONTFACE, BEARING WIDTH IS T1 DIMENSION 932CD: GROOVE IN OD CENTER HOLES IN OD CENTER
***935A**	**109.100** 4.2953	**74.000** 2.9134	**spcl.** spcl.	**6.41 kg** 14.14 lb	**930**	**206.375** 8.1250	**53.975** 2.1250	**3.3** .13	**3.18 kg** 7.00 lb	**66.675** 2.6250	
***937XA**	**109.900** 4.3268	**74.000** 2.9134	**spcl.** spcl.	**6.33 kg** 13.96 lb	**932**	**212.725** 8.3750	**53.975** 2.1250	**3.3** .13	**4.07 kg** 8.98 lb	**66.675** 2.6250	
					***932-B**	**212.725** 8.3750	**53.975** 2.1250	**3.3** .13	**4.44 kg** 9.78 lb	**23.812** .9375	
					933	**210.000** 8.2677	**53.975** 2.1250	**3.3** .13	**3.72 kg** 8.19 lb	**67.000** 2.6378	
936	**107.950** 4.2500	**66.675** 2.6250	**8.0** .31	**6.34 kg** 13.97 lb	**930**	**206.375** 8.1250	**53.975** 2.1250	**3.3** .13	**3.18 kg** 7.00 lb	**66.675** 2.6250	
***936W**	**107.950** 4.2500	**66.675** 2.6250	**8.0** .31	**6.21 kg** 13.68 lb	**932**	**212.725** 8.3750	**53.975** 2.1250	**3.3** .13	**4.07 kg** 8.98 lb	**66.675** 2.6250	
938	**114.300** 4.5000	**66.675** 2.6250	**7.0** .28	**5.77 kg** 12.73 lb	***932-B**	**212.725** 8.3750	**53.975** 2.1250	**3.3** .13	**4.44 kg** 9.78 lb	**23.812** .9375	
938-SW	**114.300** 4.5000	**66.675** 2.6250	**7.0** .28	**6.00 kg** 13.24 lb	***932CD**	**212.725** 8.3750	**117.475** 4.6250	**1.5** .06	**8.60 kg** 18.97 lb	**142.875** 5.6250	
938A	**114.300** 4.5000	**66.675** 2.6250	**3.2** .13	**5.82 kg** 12.82 lb	**933**	**210.000** 8.2677	**53.975** 2.1250	**3.3** .13	**3.72 kg** 8.19 lb	**67.000** 2.6378	
941	**101.600** 4.0000	**66.675** 2.6250	**7.0** .28	**6.90 kg** 15.22 lb							
942	**110.000** 4.3307	**66.675** 2.6250	**6.4** .25	**6.18 kg** 13.63 lb							
943	**98.425** 3.8750	**66.675** 2.6250	**3.5** .14	**7.21 kg** 15.90 lb							
944A	**99.974** 3.9360	**66.675** 2.6250	**3.5** .14	**7.09 kg** 15.62 lb							
94	**111.918** 4.4062	**66.675** 2.6250	**13.5** .53	**5.80 kg** 12.78 lb							
NA938	**114.300** 4.5000	**71.438** 2.8125	**3.5** .14	**11.87 kg** 26.18 lb	***932CD**	**212.725** 8.3750	**117.475** 4.6250	**1.5** .06	**8.60 kg** 18.97 lb	**142.875** 5.6250	
NA938A	**114.300** 4.5000	**71.438** 2.8125	**3.5** .14	**11.88 kg** 26.19 lb							
946D	**107.950** 4.2500	**152.400** 6.0000	**3.3** .13	**16.26 kg** 35.85 lb	**930**	**206.375** 8.1250	**53.975** 2.1250	**3.3** .13	**3.18 kg** 7.00 lb	**142.875** 5.6250	
					932	**212.725** 8.3750	**53.975** 2.1250	**3.3** .13	**4.07 kg** 8.98 lb	**142.875** 5.6250	
					933	**210.000** 8.2677	**53.975** 2.1250	**3.3** .13	**3.72 kg** 8.19 lb	**143.525** 5.6506	

¨These Maximum Fillet Radii will be cleared by the Cone or Cup Radii.
†Bore or O.D. shown are maximum dimensions. * See Remarks Column.

1100 SERIES CONTINUED ON NEXT PAGE

1100 – 1900 SERIES

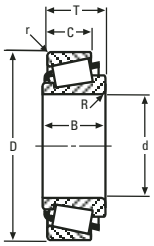

SINGLE ROW

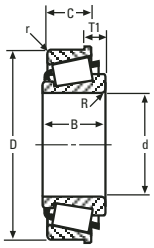

SINGLE ROW WITH FLANGE

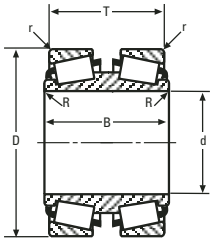

DOUBLE CONE

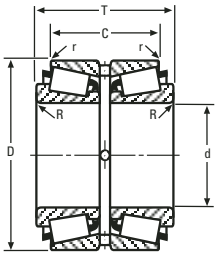

DOUBLE CUP

CONE Number	CONE BORE d	CONE WIDTH B	Max Shaft Fillet Radii R ¨	Weight	CUP Number	CUP OUTSIDE DIA D	CUP WIDTH C	Max Hs'ng Fillet Radii r ¨	Weight	BEARING WIDTH T	Remarks
1100 Series											
1163X	**14.288** .5625	**22.555** .8880	**1.5** .06	**.12 kg** .26 lb	**1120NI**	**44.450** 1.7500	**14.288** .5625	**1.5** .06	**.05 kg** .10 lb	**20.637** .8125	
1178X	**15.875** .6250	**22.555** .8880	**1.5** .06	**.11 kg** .25 lb	**1130**	**44.450** 1.7500	**15.875** .6250	**.8** .03	**.05 kg** .12 lb	**21.875** .8612	
					1130NI	**44.450** 1.7500	**14.288** .5625	**.5** .02	**.05 kg** .10 lb	**20.637** .8125	
1200 Series											
1280	**22.225** .8750	**22.225** .8750	**.8** .03	**.18 kg** .40 lb	**1220**	**57.150** 2.2500	**17.462** .6875	**1.5** .06	**.10 kg** .23 lb	**22.225** .8750	
1300 Series											1380V: MADE FROM VACUUM MELT STEEL
1380	**22.225** .8750	**20.168** .7940	**1.5** .06	**.14 kg** .30 lb	**1328**	**52.388** 2.0625	**14.288** .5625	**1.5** .06	**.07 kg** .15 lb	**19.367** .7625	1328-B: FLANGE ON OD FRONTFACE, BEARING WIDTH IS T1 DIMENSION
1380H	**22.225** .8750	**20.168** .7940	**1.5** .06	**.14 kg** .30 lb	***1328-B**	**52.388** 2.0625	**14.288** .5625	**1.5** .06	**.08 kg** .17 lb	**9.042** .3560	
***1380V**	**22.225** .8750	**20.168** .7940	**1.5** .06	**.14 kg** .30 lb	***1328V**	**52.388** 2.0625	**14.288** .5625	**1.5** .06	**.07 kg** .15 lb	**19.367** .7625	1328V: MADE FROM VACUUM MELT STEEL
					328X	**52.388** 2.0625	**14.288** .5625	**1.5** .06	**.07 kg** .15 lb	**19.367** .7625	
					1329	**53.975** 2.1250	**14.288** .5625	**1.5** .06	**.08 kg** .18 lb	**19.367** .7625	
					1330	**50.800** 2.0000	**15.875** .6250	**1.5** .06	**.06 kg** .13 lb	**20.002** .7875	
					1331	**56.896** 2.2400	**14.288** .5625	**.8** .03	**.11 kg** .24 lb	**19.367** .7625	
1351	**19.050** .7500	**23.978** .9440	**2.8** .11	**.17 kg** .38 lb	1351 may be paired with all single cups corresponding to 1380 and will require 3.810 mm (.1500 in) to be added to the T-width values.						
1500 Series											1551: BACKFACE CHAMFER SPECIAL FRONTFACE RADIUS
***1551**	**20.638** .8125	**26.010** 1.0240	**.3** .01	**.10 kg** .23 lb	**1530**	**45.784** 1.8025	**15.875** .6250	**.8** .03	**.05 kg** .11 lb	**26.193** 1.0312	
1600 Series											
1674	**31.623** 1.2450	**20.638** .8125	**1.5** .06	**.21 kg** .46 lb	**1620**	**66.675** 2.6250	**15.875** .6250	**1.5** .06	**.12 kg** .26 lb	**20.638** .8125	
1680	**33.338** 1.3125	**20.638** .8125	**3.5** .14	**.19 kg** .42 lb							
1700 Series											1784A: FRONTFACE CHAMFER
1755	**22.225** .8750	**19.837** .7810	**1.3** .05	**-** -	***BB-1217**	**56.896** 2.2400	**15.875** .6250	**spcl.** spcl.	**-** -	**19.368** .7625	BB-1217: SPECIAL RADIUS ON BACKFACE OD SPECIAL RADIUS ON FRONTFACE OD
1774	**19.004** .7482	**19.837** .7810	**1.5** .06	**-** -	**1729**	**56.896** 2.2400	**15.875** .6250	**1.3** .05	**.10 kg** .22 lb	**19.368** .7625	
1775	**19.050** .7500	**19.837** .7810	**1.5** .06	**-** -	***1729-B**	**56.896** 2.2400	**15.875** .6250	**.8** .03	**.11 kg** .25 lb	**7.455** .2935	1729-B: FLANGE ON OD FRONTFACE, BEARING WIDTH IS T1 DIMENSION
1778	**20.627** .8121	**19.837** .7810	**.8** .03	**-** -	**1729X**	**56.896** 2.2400	**15.875** .6250	**1.5** .06	**.10 kg** .22 lb	**19.368** .7625	
1779	**23.812** .9375	**19.837** .7810	**.8** .03	**-** -	**1730**	**53.975** 2.1250	**15.875** .6250	**.8** .03	**.07 kg** .15 lb	**19.368** .7625	
1780	**25.400** 1.0000	**19.837** .7810	**.8** .03	**-** -	**1738X**	**57.150** 2.2500	**17.551** .6910	**2.3** .09	**.11 kg** .25 lb	**20.218** .7960	
***1784A**	**21.422** .8434	**19.837** .7810	**1.5** .06	**-** -							
1751	**23.812** .9375	**24.282** .9560	**.8** .03	**-** -	1751 may be paired with all single cups corresponding to 1755 and will require 4.445 mm (.1750 in) to be added to the T-width values.						
1900 Series											1922-B : FLANGE ON OD FRONTFACE, BEARING WIDTH IS T1 DIMENSION
1975	**22.225** .8750	**19.355** .7620	**.8** .03	**.18 kg** .40 lb	**1920**	**56.896** 2.2400	**15.875** .6250	**3.3** .13	**.07 kg** .15 lb	**19.845** .7813	1931-B : FLANGE ON OD FRONTFACE, BEARING WIDTH IS T1 DIMENSION
1984W	**28.575** 1.1250	**19.355** .7620	**.8** .03	**.14 kg** .30 lb	***1922-B**	**57.150** 2.2500	**15.875** .6250	**1.5** .06	**.09 kg** .19 lb	**7.937** .3125	
1985	**28.575** 1.1250	**19.355** .7620	**.8** .03	**.15 kg** .32 lb	**1922**	**57.150** 2.2500	**15.875** .6250	**1.5** .06	**.08 kg** .17 lb	**19.845** .7813	1932-B : FLANGE ON OD FRONTFACE, BEARING WIDTH IS T1 DIMENSION
1986	**25.400** 1.0000	**19.355** .7620	**1.3** .05	**.17 kg** .36 lb	**1929**	**60.325** 2.3750	**15.080** .5937	**1.5** .06	**.10 kg** .23 lb	**19.050** .7500	

1900 SERIES CONTINUED ON NEXT PAGE

¨These Maximum Fillet Radii will be cleared by the Cone or Cup Radii.
†Bore or O.D. shown are maximum dimensions. *See Remarks Column.

CONE Number	CONE BORE d	CONE WIDTH B	Max Shaft Fillet Radii R ¨	Weight	CUP Number	CUP OUTSIDE DIA D	CUP WIDTH C	Max Hs'ng Fillet Radii r ¨	Weight	BEARING WIDTH T	Remarks
1900 Series (cont)											
1986W	**25.400** 1.0000	**19.355** .7620	**.8** .03	**.16 kg** .35 lb	**1930**	**56.896** 2.2400	**15.875** .6250	**.8** .03	**.07 kg** .16 lb	**19.845** .7813	
1987	**26.975** 1.0620	**19.355** .7620	**.8** .03	**.16 kg** .34 lb	***1931-B**	**60.325** 2.3750	**15.875** .6250	**.8** .03	**.12 kg** .27 lb	**7.937** .3125	
1988	**28.575** 1.1250	**19.355** .7620	**3.5** .14	**.14 kg** .31 lb	**1931**	**60.325** 2.3750	**15.875** .6250	**1.3** .05	**.11 kg** .25 lb	**19.845** .7813	
1994X	**25.400** 1.0000	**19.355** .7620	**3.5** .14	**.16 kg** .36 lb	***1932-B**	**58.738** 2.3125	**15.080** .5937	**1.3** .05	**.10 kg** .22 lb	**7.937** .3125	
1997X	**26.988** 1.0625	**19.355** .7620	**3.3** .13	**.15 kg** .33 lb	**1932**	**58.738** 2.3125	**15.080** .5937	**1.3** .05	**.09 kg** .19 lb	**19.050** .7500	
1990X	**23.812** .9375	**21.336** .8400	**3.5** .14	**.19 kg** .41 lb	1990X may be paired with all single cups corresponding to 1975 and will require 1.981 mm (.0780 in) to be added to the T-width values.						
A2000 Series											A2043: FRONTFACE CHAMFER SLOTS IN FRONTFACE NON-ADJUSTABLE CONE
A2031	**7.938** .3125	**10.785** .4246	**.5** .02	**.03 kg** .07 lb	***A2120D**	**30.480** 1.2000	**21.260** .8370	**-** -	**.04 kg** .08 lb	**25.400** 1.0000	
A2037	**9.525** .3750	**10.785** .4246	**1.3** .05	**.03 kg** .06 lb	**A2126**	**31.991** 1.2595	**7.938** .3125	**1.3** .05	**.02 kg** .04 lb	**10.008** .3940	A2120D : CHAMFER ON LEFTFACE OD CHAMFER ON RIGHTFACE OD GROOVE IN OD CENTER HOLES IN OD CENTER
A2037A	**9.525** .3750	**10.785** .4246	**1.3** .05	**-** -	***A2126-B**	**31.991** 1.2595	**7.938** .3125	**spcl.** spcl.	**.02 kg** .05 lb	**4.458** .1755	
A2047	**11.986** .4719	**10.785** .4246	**.8** .03	**.03 kg** .06 lb	***A2126DB**	**31.991** 1.2595	**20.447** .8050	**spcl.** spcl.	**.02 kg** .05 lb	**24.581** .9678	A2126-B : FLANGE ON OD FRONTFACE, BEARING WIDTH IS T1 DIMENSION SPECIAL RADIUS ON BACKFACE OD
A2047A	**11.986** .4719	**10.785** .4246	**.8** .03	**-** -	***A2127**	**31.991** 1.2595	**9.538** .3755	**1.3** .05	**.02 kg** .04 lb	**10.567** .4160	
***A2043**	**11.112** .4375	**14.351** .5650	**.8** .03	**.03 kg** .07 lb	***A2120D**	**30.480** 1.2000	**21.260** .8370	**-** -	**.04 kg** .08 lb	**29.306** 1.1538	A2126DB : FLANGE ON OD CENTER HOLES IN CENTER FLANGE SPECIAL RADIUS ON LEFTFACE OD SPECIAL RADIUS ON RIGHTFACE OD
					K103256	**38.100** 1.5000	**26.988** 1.0625	**1.3** .05	**.12 kg** .27 lb	**28.578** 1.1251	
					***K312469**	**40.005** 1.5750	**26.988** 1.0625	**1.3** .05	**.15 kg** .34 lb	**28.578** 1.1251	A2127 : SHOULDER ON ID FRONTFACE K312469: BROKEN CORNER ON LEFTFACE OD FLANGE ON OD LEFTFACE
2300 Series											
2380	**22.225** .8750	**24.765** .9750	**.8** .03	**.21 kg** .47 lb	**2320**	**56.896** 2.2400	**20.638** .8125	**3.3** .13	**.09 kg** .20 lb	**23.812** .9375	
2381	**23.812** .9375	**24.765** .9750	**2.3** .09	**.20 kg** .44 lb	**2330**	**56.896** 2.2400	**20.638** .8125	**.8** .03	**.10 kg** .21 lb	**23.812** .9375	
2382	**25.400** 1.0000	**24.765** .9750	**.8** .03	**.19 kg** .42 lb							
2356	**25.400** 1.0000	**34.290** 1.3500	**3.5** .14	**.24 kg** .53 lb	2356 may be paired with all single cups corresponding to 2380 and will require 9.525 mm (.3750 in) to be added to the T-width values.						
2400 Series											
2473	**25.400** 1.0000	**23.812** .9375	**.8** .03	**.30 kg** .65 lb	**2420**	**68.262** 2.6875	**17.462** .6875	**1.5** .06	**.14 kg** .31 lb	**22.225** .8750	
2473X	**25.400** 1.0000	**23.812** .9375	**2.3** .09	**.29 kg** .65 lb							
2474	**28.575** 1.1250	**23.812** .9375	**.8** .03	**.27 kg** .60 lb							
2475	**31.750** 1.2500	**23.812** .9375	**3.5** .14	**.24 kg** .52 lb							
2500 Series											2553: EXTENDED LARGE RIB
2558	**30.162** 1.1875	**25.357** .9983	**2.3** .09	**.30 kg** .66 lb	**2520**	**66.421** 2.6150	**20.638** .8125	**3.3** .13	**.12 kg** .26 lb	**25.400** 1.0000	2554: EXTENDED LARGE RIB
2559	**30.162** 1.1875	**25.357** .9983	**.8** .03	**.30 kg** .66 lb	**2520A**	**66.421** 2.6150	**20.638** .8125	**1.5** .06	**.13 kg** .28 lb	**25.400** 1.0000	2557T: EXTENDED LARGE RIB TAPERED BORE
2560X	**30.000** 1.1811	**25.357** .9983	**2.0** .08	**.30 kg** .66 lb	**2522X**	**66.675** 2.6250	**20.638** .8125	**3.3** .13	**.12 kg** .27 lb	**25.400** 1.0000	
2561X	**30.213** 1.1895	**24.714** .9730	**2.3** .09	**.29 kg** .65 lb	**2523**	**69.850** 2.7500	**19.050** .7500	**1.3** .05	**.17 kg** .37 lb	**23.813** .9375	2581T: TAPERED BORE
2578	**28.575** 1.1250	**25.357** .9983	**2.3** .09	**.31 kg** .69 lb	***2523-B**	**69.850** 2.7500	**19.050** .7500	**1.5** .06	**.18 kg** .40 lb	**8.725** .3435	2583T: TAPERED BORE

¨These Maximum Fillet Radii will be cleared by the Cone or Cup Radii.
†Bore or O.D. shown are maximum dimensions. *See Remarks Column.

2500 SERIES CONTINUED ON NEXT PAGE

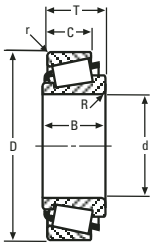

SINGLE ROW

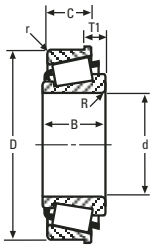

SINGLE ROW WITH FLANGE

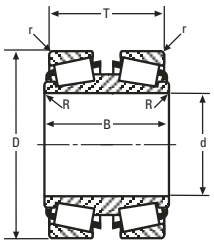

DOUBLE CONE

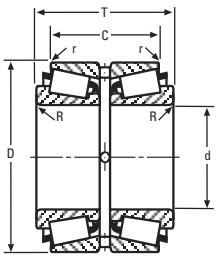

DOUBLE CUP

CONE Number	CONE BORE d	CONE WIDTH B	Max Shaft Fillet Radii R ¨	Weight	CUP Number	CUP OUTSIDE DIA D	CUP WIDTH C	Max Hs'ng Fillet Radii r ¨	Weight	BEARING WIDTH T	Remarks
2500 Series (cont)											2584: EXTENDED LARGE RIB
2580	**31.750**	**25.357**	**.8**	**.28 kg**	***2523D**	**69.850**	**57.150**	**.8**	**.57 kg**	**66.675**	
	1.2500	.9983	.03	.63 lb		2.7500	2.2500	.03	1.25 lb	2.6250	2523-B: FLANGE ON OD FRONTFACE, BEARING WIDTH IS T1 DIMENSION
2580A	**31.750**	**25.357**	**1.3**	**.28 kg**	**2523-S**	**69.850**	**19.050**	**1.5**	**.17 kg**	**23.813**	
	1.2500	.9983	.05	.63 lb		2.7500	.7500	.06	.37 lb	.9375	
2580W	**31.750**	**25.357**	**.8**	**.28 kg**	**2524YD**	**69.850**	**57.150**	**.8**	**.57 kg**	**66.675**	2523D: GROOVE IN OD CENTER HOLES IN OD CENTER
	1.2500	.9983	.03	.62 lb		2.7500	2.2500	.03	1.25 lb	2.6250	
2581	**33.338**	**25.357**	**.8**	**.27 kg**	**2525**	**72.022**	**19.050**	**.8**	**.20 kg**	**23.813**	
	1.3125	.9983	.03	.59 lb		2.8355	.7500	.03	.45 lb	.9375	
***2581T**	**33.338**	**25.357**	**.8**	**.28 kg**	**2526X**	**72.000**	**19.050**	**2.0**	**.20 kg**	**23.813**	
	1.3125	.9983	.03	.61 lb		2.8346	.7500	.08	.45 lb	.9375	
2582	**31.750**	**25.357**	**3.5**	**.28 kg**	**2530**	**66.421**	**20.638**	**.8**	**.13 kg**	**25.400**	
	1.2500	.9983	.14	.62 lb		2.6150	.8125	.03	.28 lb	1.0000	
***2583T**	**30.162**	**25.357**	**1.5**	**.29 kg**							
	1.1875	.9983	.06	.65 lb							
2585	**33.338**	**25.357**	**3.5**	**.26 kg**							
	1.3125	.9983	.14	.58 lb							
2586	**30.000**	**25.357**	**3.5**	**.30 kg**							
	1.1811	.9983	.14	.65 lb							
***2553**	**31.750**	**30.912**	**3.5**	**.33 kg**	2553 and grouped cones may be paired with all single cups corresponding to 2558 and will require 5.555 mm (.2187 in) to be added to the T-width values.						
	1.2500	1.2170	.14	.72 lb							
***2554**	**33.338**	**30.912**	**3.5**	**.31 kg**	2553 and grouped cones may be paired with all double cups corresponding to 2558 and will require 11.110 mm (.4374 in) to be added to the T-width values.						
	1.3125	1.2170	.14	.67 lb							
***2557T**	**30.955**	**30.912**	**3.4**	**.33 kg**							
	1.2187	1.2170	.13	.72 lb							
***2584**	**32.532**	**26.944**	**5.0**	**.28 kg**	2584 may be paired with all single cups corresponding to 2558 and will require 1.588 mm (.0625 in) to be added to the T-width values. 2584 may be paired with all double cups corresponding to 2558 and will require 3.175 mm (.1250 in) to be added to the T-width values.						
	1.2808	1.0608	.20	.61 lb							
2600 Series											2683: FRONTFACE CHAMFER
2681	**27.200**	**25.433**	**.3**	**.26 kg**	**2620**	**63.100**	**19.050**	**3.3**	**.11 kg**	**23.812**	
	1.0709	1.0013	.01	.58 lb		2.4843	.7500	.13	.23 lb	.9375	2688T: TAPERED BORE
2682	**26.162**	**25.433**	**1.5**	**.27 kg**	**2630**	**63.100**	**19.050**	**.8**	**.11 kg**	**23.812**	2631-B : FLANGE ON OD FRONTFACE, BEARING WIDTH IS T1 DIMENSION
	1.0300	1.0013	.06	.60 lb		2.4843	.7500	.03	.25 lb	.9375	
***2683**	**23.812**	**25.433**	**.8**	**.29 kg**	***2631-B**	**66.421**	**19.050**	**.8**	**.17 kg**	**8.725**	SPECIAL RADIUS ON BACKFACE OD
	.9375	1.0013	.03	.63 lb		2.6150	.7500	.03	.38 lb	.3435	
2684	**22.225**	**25.433**	**1.5**	**.30 kg**	**2631**	**66.421**	**19.050**	**1.3**	**.16 kg**	**23.812**	2632DB : FLANGE ON OD CENTER KEYWAY IN OD SURFACE SPECIAL RADIUS ON LEFT FACE OD
	.8750	1.0013	.06	.66 lb		2.6150	.7500	.05	.36 lb	.9375	
2685	**23.812**	**25.433**	**.8**	**.29 kg**	***2632DB**	**63.500**	**60.325**	**.8**	**.62 kg**	**69.849**	
	.9375	1.0013	.03	.64 lb		2.5000	2.3750	.03	1.37 lb	2.7500	
2687	**25.400**	**25.433**	**1.3**	**.28 kg**	**2633X**	**62.000**	**19.050**	**3.0**	**.09 kg**	**23.812**	SPECIAL RADIUS ON RIGHTFACE OD
	1.0000	1.0013	.05	.61 lb		2.4409	.7500	.12	.20 lb	.9375	
2688	**26.988**	**25.433**	**1.5**	**.26 kg**							
	1.0625	1.0013	.06	.58 lb							
***2688T**	**26.988**	**25.433**	**1.5**	**.26 kg**							
	1.0625	1.0013	.06	.58 lb							
2689	**28.575**	**25.433**	**1.3**	**.25 kg**							
	1.1250	1.0013	.05	.55 lb							
2689A	**28.575**	**24.790**	**1.3**	**.25 kg**							
	1.1250	.9760	.05	.55 lb							
2690	**29.367**	**25.433**	**3.5**	**.24 kg**							
	1.1562	1.0013	.14	.53 lb							
2691	**29.367**	**25.433**	**.8**	**.24 kg**							
	1.1562	1.0013	.03	.54 lb							
2700 Series											2787T: TAPERED BORE
2775	**34.976**	**25.654**	**1.5**	**-**	***2720-B**	**76.200**	**19.050**	**3.3**	**.23 kg**	**11.112**	
	1.3770	1.0100	.06	-		3.0000	.7500	.13	.51 lb	.4375	2798T: TAPERED BORE
2776	**38.100**	**25.654**	**4.3**	**-**	**2720**	**76.200**	**19.050**	**3.3**	**.18 kg**	**23.775**	
	1.5000	1.0100	.17	-		3.0000	.7500	.13	.40 lb	.9360	2720-B : FLANGE ON OD FRONTFACE, BEARING WIDTH IS T1 DIMENSION
2777	**38.100**	**25.654**	**5.5**	**-**	**2726**	**73.025**	**19.050**	**3.3**	**.13 kg**	**23.775**	
	1.5000	1.0100	.22	-		2.8750	.7500	.13	.28 lb	.9360	

2700 SERIES CONTINUED ON NEXT PAGE

¨These Maximum Fillet Radii will be cleared by the Cone or Cup Radii.
†Bore or O.D. shown are maximum dimensions. *See Remarks Column.

CONE Number	CONE BORE d	CONE WIDTH B	Max Shaft Fillet Radii R ¨	Weight	CUP Number	CUP OUTSIDE DIA D	CUP WIDTH C	Max Hs'ng Fillet Radii r ¨	Weight	BEARING WIDTH T	Remarks
2700 Series (cont)											
2780	**36.487** 1.4365	**25.654** 1.0100	**1.5** .06	**-** -	**2729X**	**76.200** 3.0000	**19.050** .7500	**1.5** .06	**.19 kg** .41 lb	**23.775** .9360	
2783	**31.750** 1.2500	**25.654** 1.0100	**1.5** .06	**-** -	**2729**	**76.200** 3.0000	**19.050** .7500	**.8** .03	**.19 kg** .42 lb	**23.775** .9360	
2785	**33.338** 1.3125	**25.654** 1.0100	**3.5** .14	**-** -	**2731**	**79.375** 3.1250	**19.050** .7500	**3.3** .13	**.24 kg** .52 lb	**23.775** .9360	
2785W	**33.338** 1.3125	**25.654** 1.0100	**3.5** .14	**-** -	**2732**	**79.375** 3.1250	**24.608** .9688	**.8** .03	**.34 kg** .75 lb	**29.333** 1.1548	
2786	**34.925** 1.3750	**25.654** 1.0100	**5.0** .20	**-** -	**2733**	**75.260** 2.9630	**19.050** .7500	**3.3** .13	**.16 kg** .36 lb	**23.775** .9360	
***2787T**	**34.925** 1.3750	**25.654** 1.0100	**1.5** .06	**-** -	**2734**	**79.375** 3.1250	**20.638** .8125	**3.3** .13	**.26 kg** .58 lb	**25.363** .9985	
2788	**38.100** 1.5000	**25.654** 1.0100	**3.5** .14	**-** -	**2735X**	**73.025** 2.8750	**19.050** .7500	**.8** .03	**.13 kg** .29 lb	**23.775** .9360	
2788A	**38.100** 1.5000	**25.654** 1.0100	**1.5** .06	**-** -	**2736**	**74.612** 2.9375	**19.050** .7500	**.8** .03	**.16 kg** .36 lb	**23.775** .9360	
2788W	**38.100** 1.5000	**25.654** 1.0100	**3.5** .14	**-** -							
2789	**39.688** 1.5625	**25.654** 1.0100	**3.5** .14	**-** -							
2790	**33.338** 1.3125	**25.654** 1.0100	**1.5** .06	**-** -							
2791A	**35.707** 1.4058	**25.654** 1.0100	**1.5** .06	**-** -							
2793	**34.925** 1.3750	**25.654** 1.0100	**.8** .03	**-** -							
2794	**36.487** 1.4365	**25.654** 1.0100	**3.5** .14	**-** -							
2796	**34.925** 1.3750	**25.654** 1.0100	**3.5** .14	**-** -							
***2798T**	**37.732** 1.4855	**25.654** 1.0100	**1.5** .06	**-** -							
2799W	**38.100** 1.5000	**25.654** 1.0100	**3.5** .14	**-** -							
2800 Series											
2875	**31.750** 1.2500	**23.812** .9375	**3.5** .14	**.32 kg** .70 lb	**2820**	**73.025** 2.8750	**17.462** .6875	**3.3** .13	**.14 kg** .32 lb	**22.225** .8750	
2876	**33.338** 1.3125	**23.812** .9375	**3.5** .14	**.30 kg** .66 lb	**2821**	**73.025** 2.8750	**17.462** .6875	**.8** .03	**.15 kg** .34 lb	**22.225** .8750	
2877	**34.925** 1.3750	**23.812** .9375	**3.5** .14	**.29 kg** .63 lb							
2878	**34.925** 1.3750	**23.812** .9375	**.8** .03	**.29 kg** .64 lb							
2879	**31.750** 1.2500	**23.812** .9375	**.8** .03	**.32 kg** .71 lb							
2880	**35.306** 1.3900	**23.812** .9375	**3.5** .14	**.28 kg** .62 lb							
2900 Series											2924-B : FLANGE ON OD FRONTFACE, BEARING WIDTH IS T1 DIMENSION SPECIAL RADIUS ON BACKFACE OD
2973	**42.862** 1.6875	**25.608** 1.0082	**3.5** .14	**.44 kg** .97 lb	***2924-B**	**85.000** 3.3465	**20.638** .8125	**1.3** .05	**.26 kg** .58 lb	**9.525** .3750	
2975	**44.450** 1.7500	**25.608** 1.0082	**3.5** .14	**.42 kg** .92 lb	**2924**	**85.000** 3.3465	**20.638** .8125	**1.3** .05	**.22 kg** .48 lb	**25.400** 1.0000	
2984	**46.038** 1.8125	**25.608** 1.0082	**3.5** .14	**.39 kg** .87 lb	**2925**	**87.312** 3.4375	**22.225** .8750	**2.3** .09	**.29 kg** .65 lb	**26.987** 1.0625	
2984A	**46.038** 1.8125	**25.608** 1.0082	**.8** .03	**.40 kg** .88 lb							
A3000 Series											
A3044	SEE MULTI-ROW STEERING GEAR BEARING SECTION										
A3045											
JRM3000 Series											
JRM3049	**30.000** 1.1811	**19.5072** .768	**2.54** .1	**-** -	**JRM3010XDA**	SEE UNIPAC BEARING SECTION					

¨These Maximum Fillet Radii will be cleared by the Cone or Cup Radii.
†Bore or O.D. shown are maximum dimensions. *See Remarks Column.

3100 SERIES CONTINUED ON NEXT PAGE

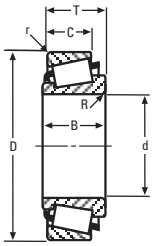

SINGLE ROW

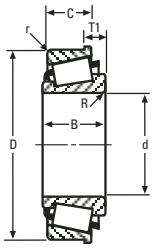

SINGLE ROW WITH FLANGE

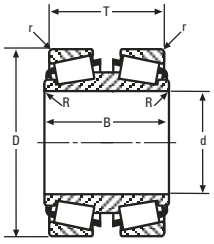

DOUBLE CONE

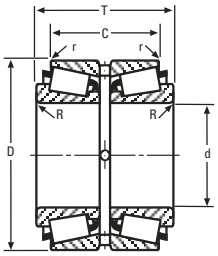

DOUBLE CUP

CONE Number	CONE BORE d	CONE WIDTH B	Max Shaft Fillet Radii R ¨	Weight	CUP Number	CUP OUTSIDE DIA D	CUP WIDTH C	Max Hs'ng Fillet Radii r ¨	Weight	BEARING WIDTH T	Remarks
3100 Series											3162: BROKEN BACKFACE ID
3187	**30.162**	**29.997**	**.8**	**.38 kg**	***3120-B**	**72.626**	**23.812**	**3.3**	**.24 kg**	**11.112**	
	1.1875	1.1810	.03	.85 lb		2.8593	.9375	.13	.53 lb	.4375	3196: FRONTFACE CHAMFER
3188	**31.750**	**29.997**	**.8**	**.37 kg**	**3120-S**	**72.000**	**23.812**	**3.3**	**.20 kg**	**30.162**	
	1.2500	1.1810	.03	.81 lb		2.8346	.9375	.13	.45 lb	1.1875	
3188-S	**31.750**	**29.997**	**1.5**	**.36 kg**	**3120**	**72.626**	**23.812**	**3.3**	**.22 kg**	**30.162**	3120-B: BEARING WIDTH IS T1
	1.2500	1.1810	.06	.80 lb		2.8593	.9375	.13	.48 lb	1.1875	DIMENSION
3189	**25.400**	**29.997**	**.8**	**.43 kg**	**3126**	**72.034**	**23.812**	**2.8**	**.21 kg**	**30.162**	
	1.0000	1.1810	.03	.95 lb		2.8360	.9375	.11	.46 lb	1.1875	
3190	**30.000**	**29.997**	**3.5**	**.38 kg**	**3129**	**76.200**	**23.812**	**.8**	**.30 kg**	**30.162**	
	1.1811	1.1810	.14	.84 lb		3.0000	.9375	.03	.67 lb	1.1875	
319	**30.162**	**29.997**	**3.5**	**.38 kg**	**3130**	**72.626**	**23.812**	**.8**	**.23 kg**	**30.162**	
	1.1875	1.1810	.14	.84 lb		2.8593	.9375	.03	.50 lb	1.1875	
3192	**28.575**	**29.997**	**3.5**	**.40 kg**							
	1.1250	1.1810	.14	.87 lb							
3193	**31.750**	**29.997**	**3.5**	**.36 kg**							
	1.2500	1.1810	.14	.80 lb							
***3196**	**33.338**	**29.997**	**3.5**	**.34 kg**							
	1.3125	1.1810	.14	.75 lb							
3197	**33.338**	**29.997**	**.8**	**.35 kg**							
	1.3125	1.1810	.03	.76 lb							
3198	**28.575**	**29.997**	**1.3**	**.40 kg**							
	1.1250	1.1810	.05	.88 lb							
3199	**31.750**	**29.997**	**2.3**	**.36 kg**							
	1.2500	1.1810	.09	.80 lb							
***3162**	**23.812**	**39.573**	**.3**	**.56 kg**	3162 may be paired with all single cups corresponding to 3187 and will require 9.576 mm (.3770 in) to be added to the T-width values.						
	.9375	1.5580	.01	1.24 lb							
3300 Series											3353: BROKEN BACKFACE ID
3378	**36.487**	**30.391**	**3.5**	**.49 kg**	**3320**	**80.167**	**23.812**	**3.3**	**.21 kg**	**29.370**	
	1.4365	1.1965	.14	1.08 lb		3.1562	.9375	.13	.46 lb	1.1563	3381-SW: SLOTS IN BACKFACE
3379	**34.925**	**30.391**	**3.5**	**.51 kg**	***3320-B**	**80.167**	**23.812**	**3.3**	**.27 kg**	**10.320**	
	1.3750	1.1965	.14	1.13 lb		3.1562	.9375	.13	.60 lb	.4063	3382T: TAPERED BORE
3381	**38.100**	**30.391**	**3.5**	**.47 kg**	**3320X**	**85.725**	**23.812**	**3.3**	**.30 kg**	**23.384**	3320-B: FLANGE ON OD FRONTFACE,
	1.5000	1.1965	.14	1.03 lb		3.3750	.9375	.13	.66 lb	.9206	BEARING WIDTH IS T1
***3381-SW**	**38.100**	**30.391**	**3.5**	**.46 kg**	**3321**	**77.534**	**23.812**	**3.3**	**.17 kg**	**29.370**	DIMENSION
	1.5000	1.1965	.14	1.01 lb		3.0525	.9375	.13	.36 lb	1.1563	3329-B: FLANGE ON OD FRONTFACE,
3382	**39.688**	**30.391**	**3.5**	**.45 kg**	**3324**	**80.167**	**21.430**	**3.3**	**.18 kg**	**26.987**	BEARING WIDTH IS T1
	1.5625	1.1965	.14	.98 lb		3.1562	.8437	.13	.40 lb	1.0625	DIMENSION
***3382T**	**39.688**	**30.391**	**3.3**	**.45 kg**	**3325**	**79.974**	**23.812**	**3.3**	**.20 kg**	**29.370**	
	1.5625	1.1965	.13	.99 lb		3.1486	.9375	.13	.45 lb	1.1563	
3383	**41.275**	**30.391**	**3.5**	**.42 kg**	**3328**	**84.138**	**23.812**	**3.3**	**.30 kg**	**29.370**	
	1.6250	1.1965	.14	.93 lb		3.3125	.9375	.13	.67 lb	1.1563	
3384	**41.275**	**30.391**	**.8**	**.43 kg**	**3329**	**81.755**	**23.812**	**3.3**	**.25 kg**	**29.370**	
	1.6250	1.1965	.03	.94 lb		3.2187	.9375	.13	.54 lb	1.1563	
3386	**39.688**	**30.391**	**.8**	**.45 kg**	***3329-B**	**81.755**	**23.812**	**3.3**	**.29 kg**	**10.320**	
	1.5625	1.1965	.03	1.00 lb		3.2187	.9375	.13	.64 lb	.4063	
3387	**38.100**	**30.391**	**.8**	**.48 kg**	**3331**	**80.167**	**23.812**	**.8**	**.22 kg**	**29.370**	
	1.5000	1.1965	.03	1.05 lb		3.1562	.9375	.03	.48 lb	1.1563	
					3339	**80.035**	**23.812**	**1.5**	**.21 kg**	**29.370**	
						3.1510	.9375	.06	.47 lb	1.1563	
***3353**	**36.512**	**38.329**	**.3**	**.60 kg**	3353 and grouped cones may be paired with all single cups corresponding to 3378 and will require 7.938 mm (.3125 in) to be added to the T-width values.						
	1.4375	1.5090	.01	1.31 lb							
3360	**34.925**	**38.329**	**3.5**	**.62 kg**							
	1.3750	1.5090	.14	1.36 lb							
3360A	**34.925**	**38.329**	**3.5**	**.62 kg**							
	1.3750	1.5090	.14	1.38 lb							
336	**38.100**	**38.329**	**3.5**	**.56 kg**							
	1.5000	1.5090	.14	1.24 lb							
3400 Series											3476-SW: SLOTS IN BACKFACE
3474	**30.162**	**29.771**	**.8**	**.51 kg**	***3420-B**	**79.375**	**23.812**	**3.3**	**.28 kg**	**10.320**	
	1.1875	1.1721	.03	1.12 lb		3.1250	.9375	.13	.61 lb	.4063	3476X: FRONTFACE CHAMFER
3476	**31.750**	**29.771**	**1.3**	**.49 kg**	**3420**	**79.375**	**23.812**	**3.3**	**.25 kg**	**29.370**	
	1.2500	1.1721	.05	1.08 lb		3.1250	.9375	.13	.56 lb	1.1563	3478: FRONTFACE CHAMFER

3400 SERIES CONTINUED ON NEXT PAGE

¨These Maximum Fillet Radii will be cleared by the Cone or Cup Radii.
†Bore or O.D. shown are maximum dimensions. *See Remarks Column.

CONE Number	CONE BORE d	CONE WIDTH B	Max Shaft Fillet Radii R ¨	Weight	CUP Number	CUP OUTSIDE DIA D	CUP WIDTH C	Max Hs'ng Fillet Radii r ¨	Weight	BEARING WIDTH T	Remarks
3400 Series (cont)											
***3476-SW**	**31.750** 1.2500	**29.771** 1.1721	**1.3** .05	**.49 kg** 1.09 lb	**3422**	**80.167** 3.1562	**23.812** .9375	**3.3** .13	**.27 kg** .60 lb	**29.370** 1.1563	3479X: FRONTFACE CHAMFER
***3476X**	**31.750** 1.2500	**29.771** 1.1721	**1.5** .06	**.49 kg** 1.08 lb	***3423D**	**82.550** 3.2500	**55.562** 2.1875	**.8** .03	**.82 kg** 1.81 lb	**66.678** 2.6251	3490: FRONTFACE CHAMFER 3420-B : FLANGE ON OD FRONTFACE, BEARING WIDTH IS T1 DIMENSION
3477	**33.338** 1.3125	**29.771** 1.1721	**3.5** .14	**.47 kg** 1.03 lb	***3424YD**	**82.550** 3.2500	**55.562** 2.1875	**.8** .03	**.82 kg** 1.81 lb	**66.678** 2.6251	
***3478**	**34.925** 1.3750	**29.771** 1.1721	**3.5** .14	**.45 kg** .99 lb	**3426**	**79.324** 3.1230	**23.812** .9375	**3.3** .13	**.25 kg** .55 lb	**29.370** 1.1563	SPECIAL RADIUS ON BACKFACE OD SPECIAL RADIUS ON FRONTFACE OD
3479	**36.512** 1.4375	**29.771** 1.1721	**.8** .03	**.43 kg** .95 lb	**3431**	**82.550** 3.2500	**23.812** .9375	**3.3** .13	**.33 kg** .72 lb	**29.370** 1.1563	3423D : GROOVE IN OD CENTER HOLES IN OD CENTER
***3479X**	**36.512** 1.4375	**29.771** 1.1721	**3.5** .14	**.43 kg** .94 lb							
3480	**35.000** 1.3780	**29.771** 1.1721	**1.5** .06	**.45 kg** .99 lb							3424YD : HOLES IN OD CENTER
3482	**34.925** 1.3750	**29.771** 1.1721	**.8** .03	**.45 kg** 1.00 lb							
3483	**33.338** 1.3125	**29.771** 1.1721	**.8** .03	**.47 kg** 1.04 lb							
***3490**	**38.100** 1.5000	**29.771** 1.1721	**3.5** .14	**.40 kg** .89 lb							
JRM3400 Series											
JRM3449	**34.000** 1.3386	**19.5072** 0.768	**2.54** 0.1	**-** -	**JRM3410XD**	SEE UNIPAC BEARING SECTION					
3500 Series											3575T TAPERED BORE
***3575T**	**39.688** 1.5625	**30.886** 1.2160	**1.5** .06	**.56 kg** 1.23 lb	**3520**	**84.138** 3.3125	**23.812** .9375	**3.3** .13	**.22 kg** .48 lb	**30.163** 1.1875	3586V: MADE FROM VACUUM MELT STEEL
3576	**41.275** 1.6250	**30.886** 1.2160	**.8** .03	**.53 kg** 1.17 lb	***3520V**	**84.138** 3.3125	**23.812** .9375	**3.3** .13	**.22 kg** .48 lb	**30.163** 1.1875	3520V: MADE FROM VACUUM MELT STEEL
3577	**41.275** 1.6250	**30.886** 1.2160	**3.5** .14	**.53 kg** 1.16 lb	**3521**	**86.284** 3.3970	**23.812** .9375	**3.3** .13	**.27 kg** .60 lb	**30.163** 1.1875	3525-B : FLANGE ON OD FRONTFACE, BEARING WIDTH IS T1 DIMENSION SPECIAL RADIUS ON BACKFACE OD SPECIAL RADIUS ON FRONTFACE OD
3578	**44.450** 1.7500	**30.886** 1.2160	**3.5** .14	**.47 kg** 1.05 lb	**3525**	**87.312** 3.4375	**23.812** .9375	**3.3** .13	**.30 kg** .65 lb	**30.163** 1.1875	
3578A	**44.450** 1.7500	**30.886** 1.2160	**5.5** .22	**.46 kg** 1.02 lb	***3525-B**	**87.312** 3.4375	**23.812** .9375	**spcl.** spcl.	**.33 kg** .72 lb	**11.100** .4370	
3578AA	**44.450** 1.7500	**30.886** 1.2160	**.5** .02	**.48 kg** 1.06 lb	**3526**	**87.312** 3.4375	**23.812** .9375	**.8** .03	**.31 kg** .68 lb	**30.163** 1.1875	
3579	**42.862** 1.6875	**30.886** 1.2160	**3.5** .14	**.50 kg** 1.10 lb	**3530**	**84.138** 3.3125	**23.812** .9375	**.8** .03	**.23 kg** .50 lb	**30.163** 1.1875	
3580	**38.100** 1.5000	**30.886** 1.2160	**1.5** .06	**.58 kg** 1.28 lb							
3581	**34.925** 1.3750	**30.886** 1.2160	**3.5** .14	**.62 kg** 1.36 lb							
3582	**40.000** 1.5748	**30.886** 1.2160	**3.5** .14	**.55 kg** 1.20 lb							
3583	**38.100** 1.5000	**30.886** 1.2160	**3.5** .14	**.57 kg** 1.27 lb							
3585	**41.275** 1.6250	**30.886** 1.2160	**1.5** .06	**.53 kg** 1.17 lb							
3586	**45.237** 1.7810	**30.886** 1.2160	**3.5** .14	**.46 kg** 1.02 lb							
***3586V**	**45.237** 1.7810	**30.886** 1.2160	**3.5** .14	**.46 kg** 1.02 lb							
JRM3500 Series											
JRM3534	**34.000** 1.3386	**18.500** 0.7284	**N/A** N/A	**-** -	JRM3564XD	SEE UNIPAC BEARING SECTION					
JRM3535	**35.000** 1.3780	**18.500** 0.7284	**3.5** 0.14	**-** -							
JRM3535H	**35.000** 1.3780	**18.500** 0.7284	**3.5** 0.14	**-** -							
JRM3535X	**35.000** 1.3780	**18.500** 0.7284	**3.5** 0.14	**-** -							
JRM3535XA	**35.000** 1.3780	**18.500** 0.7284	**3.5** 0.14	**-** -							
JRM3536	**35.000** 1.3780	**18.500** 0.7284	**3.5** 0.14	**-** -							

¨These Maximum Fillet Radii will be cleared by the Cone or Cup Radii.
†Bore or O.D. shown are maximum dimensions. *See Remarks Column.

JRM3500 SERIES CONTINUED ON NEXT PAGE

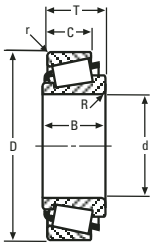

SINGLE ROW

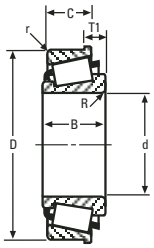

SINGLE ROW WITH FLANGE

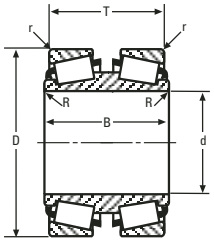

DOUBLE CONE

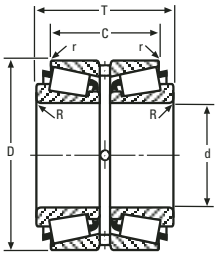

DOUBLE CUP

CONE Number	CONE BORE d	CONE WIDTH B	Max Shaft Fillet Radii R ¨	Weight	CUP Number	CUP OUTSIDE DIA D	CUP WIDTH C	Max Hs'ng Fillet Radii r ¨	Weight	BEARING WIDTH T	Remarks
JRM3500 Series (cont)											
JRM3535A	**35.000** 1.3780	**17.500** .6890	**1.8** .07	**-** -	**JRM3565XD**	SEE UNIPAC BEARING SECTION					
JS-3500 Series											
†JS-3549A	**35.000** 1.3780	**23.500** .9252	**2.0** .08	**.26 kg** .58 lb	**†JS-3510**	**70.000** 2.7559	**19.000** .7480	**1.5** .06	**.16 kg** .34 lb	**24.000** .9449	
3600 Series											3655: BROKEN BACKFACE ID
3659	**23.812** .9375	**30.416** 1.1975	**2.3** .09	**.29 kg** .65 lb	***3620-B**	**61.912** 2.4375	**23.812** .9375	**3.3** .13	**.17 kg** .37 lb	**9.525** .3750	3620-B : FLANGE ON OD FRONTFACE, BEARING WIDTH IS T1 DIMENSION
3660	**20.638** .8125	**30.416** 1.1975	**2.3** .09	**.32 kg** .71 lb	**3620**	**61.912** 2.4375	**23.812** .9375	**3.3** .13	**.15 kg** .32 lb	**28.575** 1.1250	SPECIAL RADIUS ON BACKFACE OD SPECIAL RADIUS ON FRONTFACE OD
***3655**	**22.225** .8750	**38.354** 1.5100	**.3** .01	**.37 kg** .81 lb	3655 may be paired with all single cups corresponding to 3659 and will require 7.938 mm (.3125 in) to be added to the T-width values.						
3700 Series											3750T: EXTENDED LARGE RIB TAPERED BORE
3767	**52.388** 2.0625	**30.302** 1.1930	**2.3** .09	**.53 kg** 1.18 lb	**373**	**100.000** 3.9370	**25.000** .9842	**2.0** .08	**.47 kg** 1.05 lb	**28.173** 1.1092	
3767A	**52.388** 2.0625	**30.302** 1.1930	**2.3** .09	**.53 kg** 1.17 lb	**3720**	**93.264** 3.6718	**23.812** .9375	**3.3** .13	**.28 kg** .62 lb	**30.163** 1.1875	3751: BROKEN BACKFACE ID EXTENDED LARGE RIB
3767AA	**52.388** 2.0625	**30.302** 1.1930	**4.5** .18	**.54 kg** 1.19 lb	***3720-B**	**93.264** 3.6718	**23.812** .9375	**3.3** .13	**.32 kg** .70 lb	**11.112** .4375	3753: BROKEN BACKFACE ID
3767W	**52.388** 2.0625	**30.302** 1.1930	**2.3** .09	**.53 kg** 1.16 lb	***3720V**	**93.264** 3.6718	**23.812** .9375	**3.3** .13	**.28 kg** .62 lb	**30.163** 1.1875	EXTENDED LARGE RIB
3774	**39.688** 1.5625	**30.302** 1.1930	**3.5** .14	**.75 kg** 1.65 lb	**3726**	**95.250** 3.7500	**23.812** .9375	**3.3** .13	**.34 kg** .74 lb	**30.163** 1.1875	3760: EXTENDED LARGE RIB
3775	**50.800** 2.0000	**30.302** 1.1930	**.8** .03	**.57 kg** 1.25 lb	**3727**	**93.662** 3.6875	**23.812** .9375	**3.3** .13	**.29 kg** .65 lb	**30.163** 1.1875	3762: EXTENDED LARGE RIB
3776	**44.983** 1.7710	**30.302** 1.1930	**3.5** .14	**.66 kg** 1.46 lb	***3729D**	**93.264** 3.6718	**52.388** 2.0625	**.8** .03	**.68 kg** 1.49 lb	**65.088** 2.5625	3780V: MADE FROM VACUUM MELT STEEL
3777	**46.038** 1.8125	**30.302** 1.1930	**3.5** .14	**.65 kg** 1.42 lb	***3729DC**	**93.264** 3.6718	**52.388** 2.0625	**.8** .03	**.68 kg** 1.49 lb	**65.088** 2.5625	NA3780-SW: FRONTFACE CHAMFER SLOTS IN FRONTFACE
3778	**47.625** 1.8750	**30.302** 1.1930	**6.4** .25	**.60 kg** 1.32 lb	**3730**	**93.264** 3.6718	**23.812** .9375	**.8** .03	**.29 kg** .65 lb	**30.163** 1.1875	3795: SPECIAL FRONTFACE RADIUS
3779	**47.625** 1.8750	**30.302** 1.1930	**3.5** .14	**.62 kg** 1.36 lb	**3731**	**99.979** 3.9362	**23.812** .9375	**3.3** .13	**.47 kg** 1.04 lb	**30.163** 1.1875	3720-B: FLANGE ON OD FRONTFACE, BEARING WIDTH IS T1 DIMENSION
3780	**50.800** 2.0000	**30.302** 1.1930	**3.5** .14	**.56 kg** 1.23 lb	**3732**	**98.425** 3.8750	**23.812** .9375	**3.3** .13	**.43 kg** .94 lb	**30.163** 1.1875	3720V : MADE FROM VACUUM MELT STEEL
***3780V**	**50.800** 2.0000	**30.302** 1.1930	**3.5** .14	**.56 kg** 1.23 lb	**3733**	**100.038** 3.9385	**23.812** .9375	**.8** .03	**.49 kg** 1.07 lb	**30.163** 1.1875	3729D : GROOVE IN OD CENTER
3780W	**50.800** 2.0000	**30.302** 1.1930	**3.5** .14	**.56 kg** 1.23 lb	**3735**	**100.040** 3.9386	**23.812** .9375	**3.3** .13	**.47 kg** 1.04 lb	**30.100** 1.1850	HOLES IN OD CENTER
3781	**49.212** 1.9375	**30.302** 1.1930	**3.5** .14	**.59 kg** 1.30 lb							3729DC: HOLES IN OD CENTER
3781A	**48.412** 1.9060	**30.302** 1.1930	**3.5** .14	**.60 kg** 1.33 lb							
3782	**44.450** 1.7500	**30.302** 1.1930	**3.5** .14	**.67 kg** 1.48 lb							
3783	**44.450** 1.7500	**30.302** 1.1930	**6.4** .25	**.66 kg** 1.45 lb							
3784	**50.800** 2.0000	**30.302** 1.1930	**6.4** .25	**.54 kg** 1.19 lb							
***3795**	**50.800** 2.0000	**30.302** 1.1930	**3.5** .14	**.55 kg** 1.22 lb							
***3750T**	**50.005** 1.9687	**36.652** 1.4430	**4.9** .19	**.70 kg** 1.54 lb	3750T and grouped cones may be paired with all single cups corresponding to 3767 and will require 6.350 mm (.2500 in) to be added to the T-width values.						
***3751**	**34.925** 1.3750	**36.652** 1.4430	**.3** .01	**.97 kg** 2.14 lb	3750T and grouped cones may be paired with all double cups corresponding to 3767 and will require 12.700 mm (.5000 in) to be added to the T-width values.						
***3753**	**41.275** 1.6250	**36.652** 1.4430	**.3** .01	**.86 kg** 1.90 lb							
***3760**	**44.450** 1.7500	**36.652** 1.4430	**3.5** .14	**.79 kg** 1.75 lb							

3700 SERIES CONTINUED ON NEXT PAGE

¨These Maximum Fillet Radii will be cleared by the Cone or Cup Radii.
†Bore or O.D. shown are maximum dimensions. *See Remarks Column.

CONE Number	CONE BORE d	CONE WIDTH B	Max Shaft Fillet Radii R ¨	Weight	CUP Number	CUP OUTSIDE DIA D	CUP WIDTH C	Max Hs'ng Fillet Radii r ¨	Weight	BEARING WIDTH T	Remarks
3700 Series (cont)											
***3762**	**50.800** 2.0000	**36.652** 1.4430	**3.5** .14	**.66 kg** 1.45 lb							
NA3780	**50.800** 2.0000	**32.542** 1.2812	**3.5** .14	**1.15 kg** 2.54 lb	***3729D**	**93.264** 3.6718	**52.388** 2.0625	**.8** .03	**.68 kg** 1.49 lb	**65.085** 2.5624	
***NA3780-SW**	**50.800** 2.0000	**32.542** 1.2812	**3.5** .14	**1.14 kg** 2.51 lb	***3729DC**	**93.264** 3.6718	**52.388** 2.0625	**.8** .03	**.68 kg** 1.49 lb	**65.085** 2.5624	
3800 Series											3820-B: FLANGE ON OD FRONTFACE, BEARING WIDTH IS T1 DIMENSION SPECIAL RADIUS ON BACKFACE OD SPECIAL RADIUS ON FRONTFACE OD 3820W : KEYWAY BACKFACE 3822RB: GROOVE IN OD FRONTFACE
3872	**34.925** 1.3750	**30.162** 1.1875	**3.5** .14	**.64 kg** 1.41 lb	**3820**	**85.725** 3.3750	**23.812** .9375	**3.3** .13	**.28 kg** .61 lb	**30.163** 1.1875	
3872A	**34.925** 1.3750	**30.162** 1.1875	**.8** .03	**.64 kg** 1.42 lb	***3820-B**	**85.725** 3.3750	**23.812** .9375	**spcl.** spcl.	**.30 kg** .66 lb	**11.112** .4375	
3875	**38.100** 1.5000	**30.162** 1.1875	**.8** .03	**.60 kg** 1.33 lb	***3820W**	**85.725** 3.3750	**23.812** .9375	**3.3** .13	**.29 kg** .63 lb	**30.163** 1.1875	
3876	**38.100** 1.5000	**30.162** 1.1875	**3.5** .14	**.60 kg** 1.31 lb	**3821**	**85.725** 3.3750	**23.812** .9375	**1.3** .05	**.29 kg** .63 lb	**30.163** 1.1875	
3877	**41.275** 1.6250	**30.162** 1.1875	**3.5** .14	**.55 kg** 1.21 lb	***3822RB**	**88.108** 3.4688	**23.812** .9375	**3.3** .13	**.35 kg** .76 lb	**30.163** 1.1875	
3877A	**41.275** 1.6250	**30.162** 1.1875	**2.2** .09	**.55 kg** 1.22 lb							
3878	**36.512** 1.4375	**30.162** 1.1875	**.8** .03	**.62 kg** 1.37 lb							
3878A	**36.512** 1.4375	**30.162** 1.1875	**3.5** .14	**.62 kg** 1.36 lb							
3879	**40.000** 1.5748	**30.162** 1.1875	**.8** .03	**.57 kg** 1.27 lb							
3880	**41.275** 1.6250	**30.162** 1.1875	**.8** .03	**.55 kg** 1.22 lb							
3900 Series											3955: EXTENDED LARGE RIB 3958: EXTENDED LARGE RIB 3959: BROKEN BACKFACE ID EXTENDED LARGE RIB 3960: EXTENDED LARGE RIB 3984XX: MADE FROM VACUUM MELT STEEL 3919RB: GROOVE IN OD FRONTFACE 3920-B: FLANGE ON OD FRONTFACE, BEARING WIDTH IS T1 DIMENSION 3920XX: MADE FROM VACUUM MELT STEEL 3924-BW: FLANGE ON OD FRONTFACE, BEARING WIDTH IS T1 DIMENSION KEYWAY IN OD SURFACE
3975	**50.800** 2.0000	**30.048** 1.1830	**3.5** .14	**1.05 kg** 2.31 lb	***3919RB**	**112.712** 4.4375	**24.605** .9687	**3.3** .13	**.42 kg** .94 lb	**30.163** 1.1875	
3977	**60.000** 2.3622	**30.048** 1.1830	**3.5** .14	**.86 kg** 1.90 lb	**3920**	**112.712** 4.4375	**23.812** .9375	**3.3** .13	**.44 kg** .98 lb	**30.163** 1.1875	
3977X	**59.987** 2.3617	**28.000** 1.1024	**2.3** .09	**.84 kg** 1.85 lb	***3920-B**	**112.712** 4.4375	**23.812** .9375	**3.3** .13	**.48 kg** 1.06 lb	**11.112** .4375	
3978	**59.530** 2.3437	**30.048** 1.1830	**1.5** .06	**.88 kg** 1.94 lb	***3920XX**	**112.712** 4.4375	**23.812** .9375	**3.3** .13	**.44 kg** .98 lb	**30.163** 1.1875	
3979	**57.150** 2.2500	**30.048** 1.1830	**3.5** .14	**.92 kg** 2.03 lb	**3921XA**	**109.985** 4.3301	**23.812** .9375	**.5** .02	**.36 kg** .80 lb	**29.751** 1.1713	
3980	**60.325** 2.3750	**30.048** 1.1830	**3.5** .14	**.85 kg** 1.88 lb	***3924-BW**	**115.895** 4.5628	**30.162** 1.1875	**1.5** .06	**.71 kg** 1.56 lb	**4.762** .1875	
3980W	**60.325** 2.3750	**30.048** 1.1830	**3.5** .14	**.84 kg** 1.85 lb	**3925**	**112.712** 4.4375	**23.812** .9375	**.8** .03	**.46 kg** 1.01 lb	**30.163** 1.1875	
3981	**58.738** 2.3125	**30.048** 1.1830	**3.5** .14	**.89 kg** 1.96 lb	**3926**	**112.712** 4.4375	**26.988** 1.0625	**3.3** .13	**.53 kg** 1.17 lb	**33.338** 1.3125	
3982	**63.500** 2.5000	**30.048** 1.1830	**3.5** .14	**.78 kg** 1.72 lb	**3927AS**	**110.000** 4.3307	**23.020** .9063	**.5** .02	**.35 kg** .77 lb	**29.370** 1.1563	
3982W	**63.500** 2.5000	**30.048** 1.1830	**3.5** .14	**.76 kg** 1.68 lb	**3927X**	**110.000** 4.3307	**23.812** .9375	**3.3** .13	**.35 kg** .78 lb	**30.163** 1.1875	
3982X	**63.500** 2.5000	**30.048** 1.1830	**7.0** .28	**.75 kg** 1.65 lb							
3984	**66.675** 2.6250	**30.048** 1.1830	**3.5** .14	**.70 kg** 1.55 lb							
***3984XX**	**66.675** 2.6250	**30.048** 1.1830	**3.5** .14	**.71 kg** 1.56 lb							
3994	**66.675** 2.6250	**30.048** 1.1830	**5.5** .22	**.70 kg** 1.55 lb							
***3955**	**63.500** 2.5000	**36.398** 1.4330	**3.5** .14	**.92 kg** 2.04 lb	3955 and grouped cones may be paired with all single cups corresponding to 3975 and will require 6.350 mm (.2500 in) to be added to the T-width values.						
***3958**	**57.150** 2.2500	**36.398** 1.4330	**3.5** .14	**1.10 kg** 2.42 lb							
***3959**	**52.388** 2.0625	**36.398** 1.4330	**.3** .01	**1.22 kg** 2.69 lb							
***3960**	**60.325** 2.3750	**36.398** 1.4330	**5.0** .20	**1.00 kg** 2.21 lb							

¨These Maximum Fillet Radii will be cleared by the Cone or Cup Radii.
†Bore or O.D. shown are maximum dimensions. *See Remarks Column.

3900 SERIES CONTINUED ON NEXT PAGE

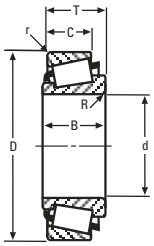

SINGLE ROW

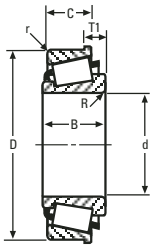

SINGLE ROW WITH FLANGE

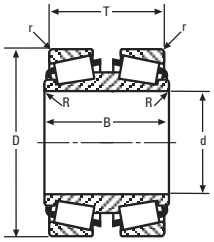

DOUBLE CONE

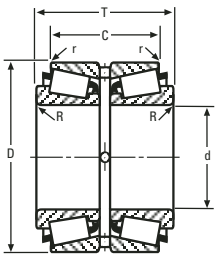

DOUBLE CUP

CONE Number	CONE BORE d	CONE WIDTH B	Max Shaft Fillet Radii R ¨	Weight	CUP Number	CUP OUTSIDE DIA D	CUP WIDTH C	Max Hs'ng Fillet Radii r ¨	Weight	BEARING WIDTH T	Remarks
3900 Series (cont)											
3992	**66.675** 2.6250	**29.223** 1.1505	**5.5** .22	**.69 kg** 1.52 lb	3992 may be paired with all single cups corresponding to 3975 and will require -.825 mm (-.0325 in) to be added to the T-width values.						
JRM3900 Series											
JRM3935A	**35.000** 1.3780	**18.500** .7284	**2.5** .10	**-** -	**JRM3968XD**	SEE UNIPAC BEARING SECTION					
JRM3938A	**38.125** 1.5010	**18.500** .7284	**2.0** .08	**-** -							
JRM3939	**39.000** 1.5354	**18.500** .7284	**3.8** .15	**-** -							
JRM3939C	**39.000** 1.5354	**18.500** .7284	**3.8** .15	**-** -							
JRM3939W	**39.000** 1.5354	**18.500** .7284	**3.8** .15	**-** -							
JRM3939WA	**39.000** 1.5354	**18.500** .7284	**3.8** .15	**-** -							
A4000 Series											A4051: EXTENDED LARGE RIB EXTENDED SMALL RIB SLOTS IN FRONTFACE NON-ADJUSTABLE CONE A4138-B : FLANGE ON OD FRONTFACE, BEARING WIDTH IS T1 DIMENSION A4138D : GROOVE IN OD CENTER HOLES IN OD CENTER K444656: SPECIAL CHAMFER ON LEFTFACE OD SPECIAL CHAMFER ON RIGHTFACE OD
A4044	**11.112** .4375	**10.988** .4326	**1.3** .05	**.04 kg** .08 lb	**A4138**	**34.989** 1.3775	**8.730** .3437	**1.3** .05	**.02 kg** .05 lb	**10.998** .4330	
A4049	**12.680** .4992	**10.988** .4326	**.8** .03	**.03 kg** .07 lb	***A4138-B**	**34.989** 1.3775	**8.730** .3437	**1.3** .05	**.02 kg** .05 lb	**4.630** .1823	
A4050	**12.700** .5000	**10.988** .4326	**1.3** .05	**.03 kg** .07 lb	***A4138D**	**34.989** 1.3775	**20.638** .8125	**.6** .02	**.06 kg** .13 lb	**25.174** .9911	
A4059	**14.989** .5901	**10.988** .4326	**.8** .03	**.03 kg** .06 lb	**T54148**	**34.989** 1.3775	**8.730** .3437	**.3** .01	**.02 kg** .05 lb	**10.998** .4330	
					T54148A	**34.989** 1.3775	**8.730** .3437	**.3** .01	**.02 kg** .05 lb	**10.998** .4330	
***A4051**	**12.700** .5000	**14.288** .5625	**.8** .03	**.04 kg** .09 lb	**K24299**	**44.450** 1.7500	**26.988** 1.0625	**.8** .03	**.17 kg** .37 lb	**28.578** 1.1251	
					K56570	**44.450** 1.7500	**26.988** 1.0625	**2.3** .09	**.17 kg** .37 lb	**28.578** 1.1251	
					K56570A	**44.450** 1.7500	**26.988** 1.0625	**2.3** .09	**.17 kg** .37 lb	**28.578** 1.1251	
					K56570X	**44.450** 1.7500	**26.988** 1.0625	**2.3** .09	**.17 kg** .37 lb	**28.578** 1.1251	
					K97618	**41.275** 1.6250	**26.988** 1.0625	**.8** .03	**.17 kg** .37 lb	**28.578** 1.1251	
					***K444656**	**44.450** 1.7500	**26.988** 1.0625	**2.3** .09	**.17 kg** .37 lb	**28.578** 1.1251	
JF4000 Series											
†JF4049	**40.000** 1.5748	**32.500** 1.2795	**2.5** .10	**.58 kg** 1.27 lb	**†JF4010**	**85.000** 3.3465	**28.000** 1.1024	**2.0** .08	**.32 kg** .72 lb	**33.040** 1.3008	
JRM4000 Series											
JRM4040A	**39.954** 1.5730	**16.500** .6496	**3.5** .14	**-** -	**JRM4076XD**	SEE UNIPAC BEARING SECTION					
JRM4042	**42.000** 1.6535	**20.000** .7874	**3.5** .14	**-** -	**JRM4076XDA**	SEE UNIPAC BEARING SECTION					
JRM4200 Series											
JRM4249	**42.000** 1.6535	**19.500** .7677	**3.8** .15	**-** -	**JRM4210XD**	SEE UNIPAC BEARING SECTION					
JRM4248	**42.000** 1.6535	**19.075** .7510	**2.5** .10	**-** -	**JRM4214XD**	SEE UNIPAC BEARING SECTION					
4300 Series											4356: EXTENDED LARGE RIB
4367	**39.688** 1.5625	**40.386** 1.5900	**3.5** .14	**.83 kg** 1.84 lb	**4320**	**88.500** 3.4843	**33.338** 1.3125	**3.3** .13	**.38 kg** .83 lb	**39.687** 1.5625	4357: EXTENDED LARGE RIB
4368	**34.925** 1.3750	**40.386** 1.5900	**3.5** .14	**.92 kg** 2.03 lb	**4328**	**90.043** 3.5450	**33.338** 1.3125	**.8** .03	**.44 kg** .98 lb	**39.687** 1.5625	4364: EXTENDED LARGE RIB
4370	**44.450** 1.7500	**40.386** 1.5900	**3.5** .14	**.73 kg** 1.62 lb	**4335**	**90.488** 3.5625	**33.338** 1.3125	**3.3** .13	**.45 kg** .99 lb	**39.687** 1.5625	
4375	**38.100** 1.5000	**40.386** 1.5900	**1.5** .06	**.87 kg** 1.91 lb							
4375H	**38.100** 1.5000	**40.386** 1.5900	**1.5** .06	**.87 kg** 1.91 lb							

4300 SERIES CONTINUED ON NEXT PAGE

¨These Maximum Fillet Radii will be cleared by the Cone or Cup Radii.
†Bore or O.D. shown are maximum dimensions. *See Remarks Column.

CONE Number	CONE BORE d	CONE WIDTH B	Max Shaft Fillet Radii R ¨	Weight	CUP Number	CUP OUTSIDE DIA D	CUP WIDTH C	Max Hs'ng Fillet Radii r ¨	Weight	BEARING WIDTH T	Remarks
4300 Series (cont)											
4388	**41.275** 1.6250	**40.386** 1.5900	**3.5** .14	**.80 kg** 1.77 lb							
4395	**42.070** 1.6563	**40.386** 1.5900	**3.5** .14	**.78 kg** 1.73 lb							
4395P	**42.070** 1.6563	**40.386** 1.5900	**3.5** .14	**.78 kg** 1.73 lb							
***4356**	**36.512** 1.4375	**51.498** 2.0275	**.5** .02	**1.11 kg** 2.45 lb	4356 and grouped cones may be paired with all single cups corresponding to 4367 and will require 11.112 mm (.4375 in) to be added to the T-width values.						
***4357**	**41.275** 1.6250	**51.498** 2.0275	**.5** .02	**.99 kg** 2.19 lb							
***4364**	**44.450** 1.7500	**46.736** 1.8400	**3.5** .14	**.83 kg** 1.83 lb	4364 may be paired with all single cups corresponding to 4367 and will require 6.350 mm (.2500 in) to be added to the T-width values.						
4500 Series											4550T: TAPERED BORE
4559	**45.000** 1.7717	**40.157** 1.5810	**3.5** .14	**1.19 kg** 2.63 lb	**4520**	**101.200** 3.9843	**33.338** 1.3125	**3.3** .13	**.42 kg** .93 lb	**39.687** 1.5625	
4580	**50.800** 2.0000	**40.157** 1.5810	**3.5** .14	**1.05 kg** 2.32 lb	**4535**	**104.775** 4.1250	**33.338** 1.3125	**3.3** .13	**.57 kg** 1.26 lb	**39.687** 1.5625	
4595	**53.975** 2.1250	**40.157** 1.5810	**3.5** .14	**.97 kg** 2.14 lb	**4536**	**111.125** 4.3750	**32.545** 1.2813	**3.3** .13	**.83 kg** 1.82 lb	**38.895** 1.5313	
***4550T**	**53.975** 2.1250	**46.507** 1.8310	**6.4** .25	**1.12 kg** 2.47 lb	4550T and grouped cones may be paired with all single cups corresponding to 4559 and will require 6.350 mm (.2500 in) to be added to the T-width values.						
4553	**53.975** 2.1250	**46.507** 1.8310	**3.5** .14	**1.10 kg** 2.42 lb							
JF4500 Series											JF4549: FRONTFACE CHAMFER
***†JF4549**	**45.000** 1.7717	**35.000** 1.3780	**2.5** .10	**.77 kg** 1.70 lb	**†JF4510**	**95.000** 3.7402	**30.000** 1.1811	**2.5** .10	**.42 kg** .92 lb	**36.000** 1.4173	
JW4500 Series											
†JW4549	**45.000** 1.7717	**26.500** 1.0433	**2.5** .10	**.57 kg** 1.25 lb	**†JW4510**	**95.000** 3.7402	**20.000** .7874	**2.5** .10	**.34 kg** .76 lb	**29.000** 1.1417	
A5000 Series											A5069V: MADE FROM SPECIAL STEEL
A5069	**17.455** .6872	**11.112** .4375	**1.5** .06	**.03 kg** .07 lb	***A5144V**	**36.525** 1.4380	**7.938** .3125	**1.5** .06	**.02 kg** .04 lb	**11.112** .4375	A5144V : MADE FROM SPECIAL STEEL
***A5069V**	**17.455** .6872	**11.112** .4375	**1.5** .06	**.03 kg** .07 lb	**A5144**	**36.525** 1.4380	**7.938** .3125	**1.5** .06	**.02 kg** .04 lb	**11.112** .4375	
JP5000 Series											
***†JP5049P**	SEE HYDRA-RIB SECTION				***†JP5017HR**	SEE HYDRA-RIB SECTION					
***†JP5049PH**					***†JP5019HR**						
					***†JP5020HR**						
JW5000 Series											JW5049: FRONTFACE CHAMFER
***†JW5049**	**50.000** 1.9685	**29.000** 1.1417	**3.0** .12	**.77 kg** 1.71 lb	**†JW5010**	**105.000** 4.1339	**22.000** .8661	**3.0** .12	**.46 kg** 1.02 lb	**32.000** 1.2598	
5300 Series											5354: BROKEN BACKFACE ID
5356	**44.450** 1.7500	**44.475** 1.7510	**1.3** .05	**1.24 kg** 2.73 lb	**5320**	**101.200** 3.9843	**36.512** 1.4375	**3.3** .13	**.54 kg** 1.18 lb	**43.657** 1.7188	5395V: MADE FROM VACUUM MELT STEEL
5358	**47.625** 1.8750	**44.475** 1.7510	**1.3** .05	**1.16 kg** 2.56 lb	***5335V**	**103.188** 4.0625	**36.512** 1.4375	**3.3** .13	**.63 kg** 1.38 lb	**43.657** 1.7188	5335V : MADE FROM VACUUM MELT STEEL
5361	**47.625** 1.8750	**44.475** 1.7510	**3.5** .14	**1.15 kg** 2.54 lb	**5335**	**103.188** 4.0625	**36.512** 1.4375	**3.3** .13	**.63 kg** 1.38 lb	**43.657** 1.7188	
5395	**49.212** 1.9375	**44.475** 1.7510	**3.5** .14	**1.11 kg** 2.45 lb							
***5395V**	**49.212** 1.9375	**44.475** 1.7510	**3.5** .14	**1.11 kg** 2.45 lb							
***5354**	**44.450** 1.7500	**53.238** 2.0960	**.3** .01	**1.43 kg** 3.16 lb	5354 may be paired with all single cups corresponding to 5356 and will require 8.763 mm (.3450 in) to be added to the T-width values.						
5360	**50.000** 1.9685	**43.713** 1.7210	**3.0** .12	**1.08 kg** 2.38 lb	5360 may be paired with all single cups corresponding to 5356 and will require -.762 mm (-.0300 in) to be added to the T-width values.						

¨These Maximum Fillet Radii will be cleared by the Cone or Cup Radii.
†Bore or O.D. shown are maximum dimensions. *See Remarks Column.

5500 SERIES CONTINUED ON NEXT PAGE

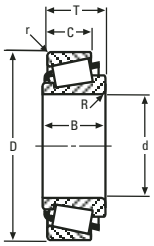

SINGLE ROW

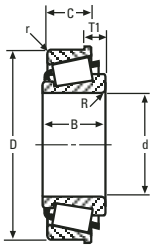

SINGLE ROW WITH FLANGE

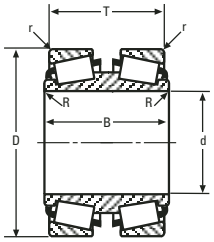

DOUBLE CONE

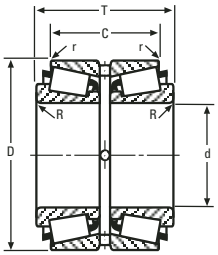

DOUBLE CUP

CONE Number	CONE BORE d	CONE WIDTH B	Max Shaft Fillet Radii R ¨	Weight	CUP Number	CUP OUTSIDE DIA D	CUP WIDTH C	Max Hs'ng Fillet Radii r ¨	Weight	BEARING WIDTH T	Remarks
5500 Series											5550T: EXTENDED LARGE RIB TAPERED BORE
5562	**49.212** 1.9375	**43.764** 1.7230	**1.3** .05	**1.93 kg** 4.26 lb	**5520**	**120.251** 4.7343	**36.512** 1.4375	**3.3** .13	**.71 kg** 1.57 lb	**44.450** 1.7500	
5564	**63.500** 2.5000	**43.764** 1.7230	**5.0** .20	**1.48 kg** 3.26 lb	**5521**	**130.000** 5.1181	**36.512** 1.4375	**3.3** .13	**1.26 kg** 2.78 lb	**44.450** 1.7500	5552: EXTENDED LARGE RIB
5565	**50.800** 2.0000	**43.764** 1.7230	**1.3** .05	**1.89 kg** 4.17 lb	**5535**	**122.238** 4.8125	**36.512** 1.4375	**3.3** .13	**.80 kg** 1.77 lb	**43.657** 1.7188	5553: BROKEN BACKFACE ID EXTENDED LARGE RIB
5566	**55.562** 2.1875	**43.764** 1.7230	**1.3** .05	**1.75 kg** 3.87 lb	***5535-B**	**122.238** 4.8125	**36.512** 1.4375	**3.3** .13	**.89 kg** 1.96 lb	**13.495** .5313	5557: EXTENDED LARGE RIB
5577	**53.975** 2.1250	**43.764** 1.7230	**1.3** .05	**1.80 kg** 3.97 lb	***5535V**	**122.238** 4.8125	**36.512** 1.4375	**3.3** .13	**.80 kg** 1.77 lb	**43.657** 1.7188	5578V: MADE FROM VACUUM MELT STEEL
5578	**53.975** 2.1250	**43.764** 1.7230	**3.5** .14	**1.79 kg** 3.95 lb							5583V: MADE FROM VACUUM MELT STEEL
***5578V**	**53.975** 2.1250	**43.764** 1.7230	**3.5** .14	**1.79 kg** 3.95 lb							5584V: MADE FROM VACUUM MELT STEEL
5582	**60.325** 2.3750	**43.764** 1.7230	**.8** .03	**1.61 kg** 3.54 lb							5535-B : FLANGE ON OD FRONTFACE, BEARING WIDTH IS T1 DIMENSION
5583	**60.325** 2.3750	**43.764** 1.7230	**3.5** .14	**1.60 kg** 3.52 lb							5535V : MADE FROM VACUUM MELT STEEL
***5583V**	**60.325** 2.3750	**43.764** 1.7230	**3.5** .14	**1.60 kg** 3.52 lb							
5584	**63.500** 2.5000	**43.764** 1.7230	**3.5** .14	**1.49 kg** 3.29 lb							
***5584V**	**63.500** 2.5000	**43.764** 1.7230	**3.5** .14	**1.49 kg** 3.29 lb							
5595	**65.883** 2.5938	**43.764** 1.7230	**3.5** .14	**1.41 kg** 3.10 lb							
***5550T**	**66.675** 2.6250	**51.702** 2.0355	**6.8** .27	**1.67 kg** 3.68 lb	5550T and grouped cones may be paired with all single cups corresponding to 5562 and will require 7.938 mm (.3125 in) to be added to the T-width values.						
***5552**	**63.500** 2.5000	**51.702** 2.0355	**3.5** .14	**1.72 kg** 3.80 lb							
***5553**	**66.675** 2.6250	**51.702** 2.0355	**.3** .01	**1.60 kg** 3.53 lb							
***5557**	**68.262** 2.6875	**51.702** 2.0355	**3.5** .14	**1.52 kg** 3.36 lb							
5569	**60.000** 2.3622	**44.313** 1.7446	**3.0** .12	**1.63 kg** 3.59 lb	5569 may be paired with all single cups corresponding to 5562 and will require .549 mm (.0216 in) to be added to the T-width values.						
JS-5500 Series											
†JS-5547	**52.400** 2.0630	**29.500** 1.1614	**4.0** .16	**.70 kg** 1.54 lb	**†JS-5510**	**100.000** 3.9370	**24.000** .9449	**2.5** .10	**.36 kg** .80 lb	**30.000** 1.1811	
JW5500 Series											JW5549: FRONTFACE CHAMFER
***†JW5549**	**55.000** 2.1654	**31.000** 1.2205	**3.0** .12	**1.00 kg** 2.20 lb	**†JW5510**	**115.000** 4.5276	**23.500** .9252	**3.0** .12	**.57 kg** 1.26 lb	**34.000** 1.3386	
5700 Series											5757T: TAPERED BORE
5760	**76.200** 3.0000	**46.100** 1.8150	**3.5** .14	**1.83 kg** 4.03 lb	**5720**	**142.138** 5.5960	**34.925** 1.3750	**3.3** .13	**1.25 kg** 2.76 lb	**44.450** 1.7500	5784T: TAPERED BORE
***5784T**	**80.962** 3.1875	**46.100** 1.8150	**3.4** .13	**1.68 kg** 3.71 lb	**5722**	**140.081** 5.5150	**47.625** 1.8750	**3.3** .13	**1.59 kg** 3.50 lb	**57.150** 2.2500	5735V : MADE FROM VACUUM MELT STEEL
5795	**77.788** 3.0625	**46.100** 1.8150	**3.5** .14	**1.76 kg** 3.88 lb	***5735V**	**135.733** 5.3438	**34.925** 1.3750	**3.3** .13	**.89 kg** 1.97 lb	**44.450** 1.7500	
					5735	**135.733** 5.3438	**34.925** 1.3750	**3.3** .13	**.87 kg** 1.92 lb	**44.450** 1.7500	
5752	**73.025** 2.8750	**52.451** 2.0650	**5.0** .20	**2.19 kg** 4.84 lb	5752 and grouped cones may be paired with all single cups corresponding to 5760 and will require 6.350 mm (.2500 in) to be added to the T-width values.						
5755	**76.200** 3.0000	**52.451** 2.0650	**3.5** .14	**2.05 kg** 4.53 lb							
***5757T**	**80.962** 3.1875	**52.451** 2.0650	**3.4** .13	**1.87 kg** 4.13 lb							
A6000 Series											A6157-B: FLANGE ON OD FRONTFACE, BEARING WIDTH IS T1 DIMENSION
A6062	**15.875** .6250	**11.153** .4391	**1.3** .05	**.04 kg** .10 lb	**A6157**	**39.992** 1.5745	**9.525** .3750	**1.3** .05	**.03 kg** .07 lb	**12.014** .4730	
A6067	**16.993** .6690	**11.153** .4391	**.8** .03	**.04 kg** .09 lb	**A6157A**	**39.982** 1.5741	**9.525** .3750	**1.3** .05	**.03 kg** .07 lb	**12.014** .4730	

A6000 SERIES CONTINUED ON NEXT PAGE

¨These Maximum Fillet Radii will be cleared by the Cone or Cup Radii.
†Bore or O.D. shown are maximum dimensions. *See Remarks Column.

CONE Number	CONE BORE d	CONE WIDTH B	Max Shaft Fillet Radii R ¨	Weight	CUP Number	CUP OUTSIDE DIA D	CUP WIDTH C	Max Hs'ng Fillet Radii r ¨	Weight	BEARING WIDTH T	Remarks
A6000 Series (cont)											
A6075	**19.050** .7500	**11.153** .4391	**1.0** .04	**.04 kg** .08 lb	***A6157-B**	**39.992** 1.5745	**9.525** .3750	**1.3** .05	**.04 kg** .08 lb	**4.851** .1910	
					A6162	**41.275** 1.6250	**8.730** .3437	**1.3** .05	**.03 kg** .08 lb	**11.905** .4687	
JF6000 Series											JF6049: FRONTFACE CHAMFER
***†JF6049**	**60.000** 2.3622	**39.000** 1.5354	**2.5** .10	**1.24 kg** 2.74 lb	**†JF6010**	**115.000** 4.5276	**33.000** 1.2992	**2.5** .10	**.62 kg** 1.37 lb	**40.000** 1.5748	
JN6000 Series											
†JN6049	**60.000** 2.3622	**46.000** 1.8110	**5.0** .20	**1.76 kg** 3.87 lb	**†JN6010**	**125.000** 4.9213	**40.000** 1.5748	**2.5** .10	**1.07 kg** 2.36 lb	**48.000** 1.8898	
JP6000 Series											JP6010-B : FLANGE ON OD FRONTFACE, BEARING WIDTH IS T1 DIMENSION
†JP6049	**60.000** 2.3622	**20.000** .7874	**2.0** .08	**.43 kg** .94 lb	**†JP6010**	**100.000** 3.9370	**15.500** .6102	**2.0** .08	**.17 kg** .38 lb	**21.000** .8268	
					***†JP6010-B**	**100.000** 3.9370	**15.500** .6102	**2.0** .08	**.20 kg** .43 lb	**8.500** .3347	
JW6000 Series											JW6049: FRONTFACE CHAMFER
***†JW6049**	**60.000** 2.3622	**33.500** 1.3189	**3.0** .12	**1.27 kg** 2.81 lb	**†JW6010**	**125.000** 4.9213	**26.000** 1.0236	**3.0** .12	**.75 kg** 1.65 lb	**37.000** 1.4567	
6200 Series											6220-B : FLANGE ON OD FRONTFACE, BEARING WIDTH IS T1 DIMENSION
6277	**44.450** 1.7500	**52.388** 2.0625	**3.5** .14	**2.34 kg** 5.16 lb	**6220**	**127.000** 5.0000	**41.275** 1.6250	**3.3** .13	**1.21 kg** 2.67 lb	**50.800** 2.0000	
6279	**50.800** 2.0000	**52.388** 2.0625	**3.5** .14	**2.15 kg** 4.73 lb	***6220-B**	**127.000** 5.0000	**41.275** 1.6250	**3.3** .13	**1.32 kg** 2.91 lb	**17.462** .6875	
6280	**53.975** 2.1250	**52.388** 2.0625	**3.5** .14	**2.04 kg** 4.49 lb							
6300 Series											6386V: MADE FROM VACUUM MELT STEEL
6361	**60.000** 2.3622	**56.007** 2.2050	**3.0** .12	**2.47 kg** 5.44 lb	**6320**	**135.755** 5.3447	**44.450** 1.7500	**3.3** .13	**1.37 kg** 3.03 lb	**53.975** 2.1250	6320-B: FLANGE ON OD FRONTFACE, BEARING WIDTH IS T1 DIMENSION
6375	**57.150** 2.2500	**56.007** 2.2050	**4.3** .17	**2.57 kg** 5.68 lb	***6320-B**	**135.755** 5.3447	**44.450** 1.7500	**3.3** .13	**1.49 kg** 3.29 lb	**17.462** .6875	
6376	**60.325** 2.3750	**56.007** 2.2050	**3.5** .14	**2.45 kg** 5.40 lb	***6320V**	**135.755** 5.3447	**44.450** 1.7500	**3.3** .13	**1.37 kg** 3.03 lb	**53.975** 2.1250	6320V : MADE FROM VACUUM MELT STEEL
6379	**65.088** 2.5625	**56.007** 2.2050	**3.5** .14	**2.24 kg** 4.95 lb	**6321**	**131.762** 5.1875	**44.450** 1.7500	**3.3** .13	**1.08 kg** 2.39 lb	**53.975** 2.1250	
6380	**54.813** 2.1580	**56.007** 2.2050	**.8** .03	**2.68 kg** 5.90 lb	**6325**	**135.000** 5.3150	**44.450** 1.7500	**3.0** .12	**1.32 kg** 2.91 lb	**53.975** 2.1250	
6381	**54.988** 2.1649	**56.007** 2.2050	**3.5** .14	**2.66 kg** 5.87 lb	**†J6327**	**140.000** 5.5118	**44.450** 1.7500	**3.3** .13	**1.69 kg** 3.73 lb	**53.975** 2.1250	
6382	**63.500** 2.5000	**56.007** 2.2050	**4.3** .17	**2.31 kg** 5.09 lb							
6385	**64.973** 2.5580	**56.007** 2.2050	**3.5** .14	**2.25 kg** 4.96 lb							
6385-S	**65.000** 2.5591	**56.007** 2.2050	**3.0** .12	**2.25 kg** 4.96 lb							
6386	**66.675** 2.6250	**56.007** 2.2050	**4.3** .17	**2.17 kg** 4.78 lb							
6386A	**66.675** 2.6250	**56.007** 2.2050	**8.7** .34	**2.11 kg** 4.66 lb							
***6386V**	**66.675** 2.6250	**56.007** 2.2050	**4.3** .17	**2.17 kg** 4.78 lb							
6387	**57.150** 2.2500	**56.007** 2.2050	**.8** .03	**2.59 kg** 5.71 lb							
6389	**66.675** 2.6250	**56.007** 2.2050	**6.4** .25	**2.15 kg** 4.74 lb							
6391	**59.987** 2.3617	**56.007** 2.2050	**3.5** .14	**2.46 kg** 5.43 lb							
†J6392	**65.000** 2.5591	**56.007** 2.2050	**3.0** .12	**2.25 kg** 4.96 lb							
6377	**65.088** 2.5625	**65.532** 2.5800	**6.5** .26	**2.51 kg** 5.55 lb	6377 and grouped cones may be paired with all single cups corresponding to 6361 and will require 9.525 mm (.3750 in) to be added to the T-width values.						
6377A	**65.088** 2.5625	**65.532** 2.5800	**6.5** .26	**2.53 kg** 5.57 lb							

¨These Maximum Fillet Radii will be cleared by the Cone or Cup Radii.
†Bore or O.D. shown are maximum dimensions. *See Remarks Column.

6400 SERIES CONTINUED ON NEXT PAGE

6400 – JD6500 SERIES

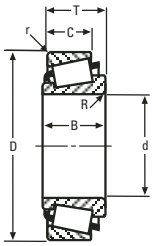

SINGLE ROW

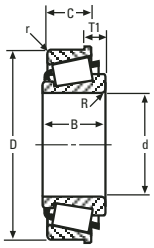

SINGLE ROW WITH FLANGE

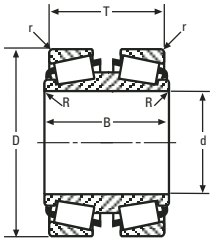

DOUBLE CONE

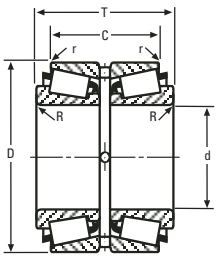

DOUBLE CUP

CONE Number	CONE BORE d	CONE WIDTH B	Max Shaft Fillet Radii R ¨	Weight	CUP Number	CUP OUTSIDE DIA D	CUP WIDTH C	Max Hs'ng Fillet Radii r ¨	Weight	BEARING WIDTH T	Remarks
6400 Series											6420-B: FLANGE ON OD FRONTFACE, BEARING WIDTH IS T1 DIMENSION
6454	**69.850**	**54.229**	**5.0**	**-**	**6420**	**149.225**	**44.450**	**3.3**	**1.62 kg**	**53.975**	
	2.7500	2.1350	.20	-		5.8750	1.7500	.13	3.56 lb	2.1250	
6455	**57.150**	**54.229**	**3.5**	**-**	**6420A**	**149.225**	**44.450**	**.8**	**1.63 kg**	**53.975**	
	2.2500	2.1350	.14	-		5.8750	1.7500	.03	3.60 lb	2.1250	
6459	**70.000**	**54.229**	**3.0**	**-**	***6420-B**	**149.225**	**44.450**	**3.3**	**1.74 kg**	**17.462**	
	2.7559	2.1350	.12	-		5.8750	1.7500	.13	3.83 lb	.6875	
6460	**73.025**	**54.229**	**3.5**	**-**	**6424**	**150.000**	**45.000**	**3.0**	**1.70 kg**	**54.000**	
	2.8750	2.1350	.14	-		5.9055	1.7717	.12	3.74 lb	2.1260	
6461	**76.200**	**54.229**	**3.5**	**-**	**6427**	**157.162**	**44.450**	**3.3**	**-**	**53.975**	
	3.0000	2.1350	.14	-		6.1875	1.7500	.13	-	2.1250	
6461A	**76.200**	**54.229**	**9.7**	**-**							
	3.0000	2.1350	.38	-							
6461CA	**76.200**	**54.229**	**3.5**	**-**							
	3.0000	2.1350	.14	-							
6464	**64.960**	**54.229**	**3.5**	**-**							
	2.5575	2.1350	.14	-							
6465	**57.150**	**54.229**	**6.8**	**-**							
	2.2500	2.1350	.27	-							
6466	**76.200**	**54.229**	**6.4**	**-**							
	3.0000	2.1350	.25	-							
6475	**63.500**	**54.229**	**3.5**	**-**							
	2.5000	2.1350	.14	-							
6484	**69.850**	**54.229**	**6.4**	**-**							
	2.7500	2.1350	.25	-							
6500 Series											6550T: TAPERED BORE
6559C	**82.550**	**55.100**	**3.5**	**3.39 kg**	**6520**	**169.850**	**44.450**	**3.3**	**2.38 kg**	**53.975**	
	3.2500	2.1693	.14	7.47 lb		6.6870	1.7500	.13	5.24 lb	2.1250	6552W: KEYWAY IN ID
6559CP	**82.550**	**55.100**	**3.5**	**3.45 kg**	**6521**	**160.338**	**44.450**	**3.3**	**1.54 kg**	**53.975**	6559V: MADE FROM VACUUM
	3.2500	2.1693	.14	7.60 lb		6.3125	1.7500	.13	3.40 lb	2.1250	MELT STEEL
***6559V**	**82.550**	**55.100**	**3.5**	**3.42 kg**	**6525X**	**160.000**	**44.450**	**3.0**	**1.52 kg**	**53.975**	6576V: MADE FROM VACUUM
	3.2500	2.1693	.14	7.53 lb		6.2992	1.7500	.12	3.34 lb	2.1250	MELT STEEL
6574P	**76.162**	**55.100**	**3.5**	**3.78 kg**	**6535**	**161.925**	**42.862**	**3.3**	**1.65 kg**	**53.974**	6580V: MADE FROM VACUUM
	2.9985	2.1693	.14	8.34 lb		6.3750	1.6875	.13	3.64 lb	2.1250	MELT STEEL
6575	**76.200**	**55.100**	**6.4**	**3.70 kg**	***6535-B**	**161.925**	**42.862**	**3.3**	**1.74 kg**	**19.050**	6535-B: FLANGE ON OD FRONTFACE,
	3.0000	2.1693	.25	8.16 lb		6.3750	1.6875	.13	3.84 lb	.7500	BEARING WIDTH IS T1 DIMENSION
6576	**76.200**	**55.100**	**3.5**	**3.73 kg**	**6535P**	**161.925**	**42.862**	**3.3**	**1.66 kg**	**53.974**	
	3.0000	2.1693	.14	8.22 lb		6.3750	1.6875	.13	3.65 lb	2.1250	6535W : KEYWAY BACKFACE
6576C	**76.200**	**55.100**	**3.5**	**3.73 kg**	***6535W**	**161.925**	**42.862**	**3.3**	**1.69 kg**	**53.974**	6536V : MADE FROM VACUUM
	3.0000	2.1693	.14	8.22 lb		6.3750	1.6875	.13	3.72 lb	2.1250	MELT STEEL
6576CP	**76.200**	**55.100**	**3.5**	**3.79 kg**	**6536**	**161.925**	**42.862**	**.8**	**1.67 kg**	**53.974**	
	3.0000	2.1693	.14	8.35 lb		6.3750	1.6875	.03	3.69 lb	2.1250	
***6576V**	**76.200**	**55.100**	**3.5**	**3.73 kg**	***6536V**	**161.925**	**42.862**	**.8**	**1.67 kg**	**53.974**	
	3.0000	2.1693	.14	8.22 lb		6.3750	1.6875	.03	3.69 lb	2.1250	
6580	**88.900**	**55.100**	**3.5**	**3.02 kg**							
	3.5000	2.1693	.14	6.65 lb							
***6580V**	**88.900**	**55.100**	**3.5**	**3.02 kg**							
	3.5000	2.1693	.14	6.65 lb							
6581X	**90.000**	**55.100**	**3.0**	**2.95 kg**							
	3.5433	2.1693	.12	6.51 lb							
†J6581X	**90.000**	**55.100**	**3.0**	**2.95 kg**							
	3.5433	2.1693	.12	6.51 lb							
***6550T**	**85.725**	**63.830**	**8.0**	**4.24 kg**	6550T and grouped cones may be paired with all single cups corresponding to 6559C and will require 8.730 mm (.3437 in) to be added to the T-width values.						
	3.3750	2.5130	.31	9.35 lb							
6552	**88.900**	**63.830**	**3.5**	**3.43 kg**							
	3.5000	2.5130	.14	7.55 lb							
***6552W**	**88.900**	**63.830**	**3.5**	**3.77 kg**							
	3.5000	2.5130	.14	8.32 lb							
6553	**85.725**	**63.830**	**6.8**	**3.61 kg**							
	3.3750	2.5130	.27	7.95 lb							
6554	**76.200**	**63.830**	**3.5**	**4.25 kg**							
	3.0000	2.5130	.14	9.37 lb							
JD6500 Series											JD6549: SPECIAL BACKFACE RADIUS
***†JD6549**	**65.000**	**31.000**	**2.0**	**.82 kg**	**†JD6510**	**110.000**	**25.000**	**2.0**	**.36 kg**	**31.000**	
	2.5591	1.2205	.08	1.81 lb		4.3307	.9843	.08	.80 lb	1.2205	

JW6500 SERIES CONTINUED ON NEXT PAGE

¨These Maximum Fillet Radii will be cleared by the Cone or Cup Radii.
†Bore or O.D. shown are maximum dimensions. *See Remarks Column.

CONE Number	CONE BORE d	CONE WIDTH B	Max Shaft Fillet Radii R ¨	Weight	CUP Number	CUP OUTSIDE DIA D	CUP WIDTH C	Max Hs'ng Fillet Radii r ¨	Weight	BEARING WIDTH T	Remarks
JW6500 Series											JW6549: FRONTFACE CHAMFER
***†JW6549**	**65.000** 2.5591	**33.500** 1.3189	**3.0** .12	**-** -	**†JW6510**	**130.000** 5.1181	**26.000** 1.0236	**3.0** .12	**.81 kg** 1.79 lb	**37.000** 1.4567	
JF7000 Series											
†JF7049	**70.000** 2.7559	**42.000** 1.6535	**3.0** .12	**1.70 kg** 3.75 lb	**†JF7010**	**130.000** 5.1181	**35.000** 1.3780	**2.5** .10	**.80 kg** 1.75 lb	**43.000** 1.6929	
†JF7049A	**70.000** 2.7559	**42.000** 1.6535	**7.0** .28	**1.66 kg** 3.66 lb							
JP7000 Series											JP7010-B : FLANGE ON OD FRONTFACE, BEARING WIDTH IS T1 DIMENSION
†JP7049	**70.000** 2.7559	**20.000** .7874	**2.0** .08	**.49 kg** 1.09 lb	***†JP7010-B**	**110.000** 4.3307	**15.500** .6102	**2.0** .08	**.22 kg** .48 lb	**8.500** .3347	
					†JP7010	**110.000** 4.3307	**15.500** .6102	**2.0** .08	**.19 kg** .43 lb	**21.000** .8268	
JW7000 Series											
†JW7049	**70.000** 2.7559	**35.500** 1.3976	**3.0** .12	**1.69 kg** 3.72 lb	**†JW7010**	**140.000** 5.5118	**27.000** 1.0630	**3.0** .12	**.95 kg** 2.10 lb	**39.000** 1.5354	
JP7500 Series											
***†JP7548P**	SEE HYDRA-RIB SECTION				***†JP7519HR**	SEE HYDRA-RIB SECTION					
***†JP7549P**					***†JP7520HR**						
JW7500 Series											JW7549: FRONTFACE CHAMFER
***†JW7549**	**75.000** 2.9528	**38.000** 1.4961	**3.0** .12	**2.05 kg** 4.52 lb	**†JW7510**	**150.000** 5.9055	**29.000** 1.1417	**3.0** .12	**1.17 kg** 2.58 lb	**42.000** 1.6535	
JP8000 Series											JP8049H: HOLES IN BACKFACE TO UNDERCUT
†JP8049	**80.000** 3.1496	**22.500** .8858	**2.0** .08	**.69 kg** 1.52 lb	***†JP8010-B**	**125.000** 4.9213	**17.500** .6890	**2.0** .08	**.33 kg** .72 lb	**10.500** .4134	JP8010-B : FLANGE ON OD FRONTFACE, BEARING WIDTH IS T1 DIMENSION
***†JP8049H**	**80.000** 3.1496	**22.500** .8858	**2.0** .08	**-** -	**†JP8010**	**125.000** 4.9213	**17.500** .6890	**2.0** .08	**.27 kg** .60 lb	**24.000** .9449	
JW8000 Series											
†JW8049	**80.000** 3.1496	**41.000** 1.6142	**3.0** .12	**2.59 kg** 5.72 lb	**†JW8010**	**160.000** 6.2992	**31.000** 1.2205	**3.0** .12	**1.44 kg** 3.18 lb	**45.000** 1.7717	
8307 Series											
8307	**34.988** 1.3775	**34.925** 1.3750	**1.5** .06	**.57 kg** 1.26 lb	**83073**	**77.003** 3.0316	**11.112** .4375	**1.5** .06	**.09 kg** .19 lb	**34.925** 1.3750	
8500 Series											8575X: KEYWAY IN ID
8573	**228.600** 9.0000	**52.388** 2.0625	**6.4** .25	**9.23 kg** 20.35 lb	***8520-B**	**327.025** 12.8750	**36.512** 1.4375	**3.3** .13	**4.31 kg** 9.51 lb	**25.400** 1.0000	NA8575-SW: EXTENDED LARGE RIB FRONTFACE CHAMFER SLOTS IN FRONTFACE
8574	**234.950** 9.2500	**52.388** 2.0625	**6.4** .25	**8.46 kg** 18.66 lb	**8520**	**327.025** 12.8750	**36.512** 1.4375	**3.3** .13	**3.81 kg** 8.40 lb	**52.388** 2.0625	
8575	**234.950** 9.2500	**52.388** 2.0625	**6.4** .25	**8.28 kg** 18.26 lb	***8520CD**	**327.025** 12.8750	**82.550** 3.2500	**1.5** .06	**8.90 kg** 19.63 lb	**114.300** 4.5000	8520-B : FLANGE ON OD FRONTFACE, BEARING WIDTH IS T1 DIMENSION
***8575X**	**234.950** 9.2500	**52.388** 2.0625	**6.4** .25	**9.00 kg** 19.84 lb	**8522**	**328.625** 12.9380	**36.512** 1.4375	**3.3** .13	**4.04 kg** 8.90 lb	**52.388** 2.0625	
8578	**241.300** 9.5000	**52.388** 2.0625	**6.4** .25	**7.30 kg** 16.10 lb	***8522D**	**328.625** 12.9380	**82.550** 3.2500	**1.5** .06	**9.42 kg** 20.78 lb	**114.300** 4.5000	8520CD : GROOVE IN OD CENTER HOLES IN OD CENTER
											8522D : GROOVE IN OD CENTER HOLES IN OD CENTER
***NA8575-SW**	**234.950** 9.2500	**58.738** 2.3125	**6.4** .25	**-** -	***8520CD**	**327.025** 12.8750	**82.550** 3.2500	**1.5** .06	**8.90 kg** 19.63 lb	**117.475** 4.6250	
					***8522D**	**328.625** 12.9380	**82.550** 3.2500	**1.5** .06	**9.42 kg** 20.78 lb	**117.475** 4.6250	
8576D	**234.950** 9.2500	**93.662** 3.6875	**1.5** .06	**20.73 kg** 45.70 lb	**8520**	**327.025** 12.8750	**36.512** 1.4375	**3.3** .13	**3.81 kg** 8.40 lb	**93.662** 3.6875	
8576DW	**234.950** 9.2500	**93.662** 3.6875	**1.5** .06	**20.68 kg** 45.60 lb	**8522**	**328.625** 12.9380	**36.512** 1.4375	**3.3** .13	**4.04 kg** 8.90 lb	**93.662** 3.6875	
JP8500 Series											
JP8548	SEE HYDRA-RIB SECTION				**JP8518HR**	SEE HYDRA-RIB SECTION					
JP8549P					**JP8519HR**						
8800 Series											
8880D	**241.300** 9.5000	**92.075** 3.6250	**1.5** .06	**20.58 kg** 45.37 lb	**8820**	**342.900** 13.5000	**34.925** 1.3750	**3.3** .13	**4.40 kg** 9.70 lb	**92.075** 3.6250	

¨These Maximum Fillet Radii will be cleared by the Cone or Cup Radii.
†Bore or O.D. shown are maximum dimensions. *See Remarks Column.

8900 SERIES CONTINUED ON NEXT PAGE

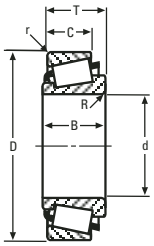

SINGLE ROW

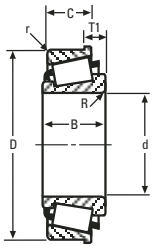

SINGLE ROW WITH FLANGE

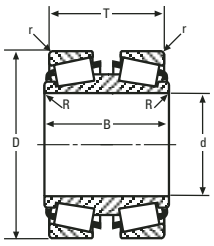

DOUBLE CONE

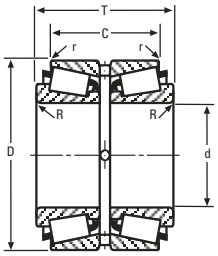

DOUBLE CUP

CONE Number	CONE BORE d	CONE WIDTH B	Max Shaft Fillet Radii R ¨	Weight	CUP Number	CUP OUTSIDE DIA D	CUP WIDTH C	Max Hs'ng Fillet Radii r ¨	Weight	BEARING WIDTH T	Remarks
8900 Series											8970DW: KEYWAY IN ID
***8970DW**	**196.850** 7.7500	**81.758** 3.2188	**1.5** .06	**17.22 kg** 37.98 lb	**8920**	**298.450** 11.7500	**31.750** 1.2500	**3.3** .13	**2.85 kg** 6.27 lb	**81.757** 3.2188	
8975D	**203.200** 8.0000	**81.758** 3.2188	**5.6** .22	**16.03 kg** 35.35 lb							
8976D	**203.352** 8.0060	**81.758** 3.2188	**5.6** .22	**16.00 kg** 35.28 lb							
JP9000 Series											JP9010-B : FLANGE ON OD FRONTFACE, BEARING WIDTH IS T1 DIMENSION
†JP9049	**90.000** 3.5433	**22.500** .8858	**2.0** .08	**.78 kg** 1.73 lb	***†JP9010-B**	**135.000** 5.3150	**17.500** .6890	**2.0** .08	**.36 kg** .78 lb	**10.500** .4134	
					†JP9010	**135.000** 5.3150	**17.500** .6890	**2.0** .08	**.31 kg** .68 lb	**24.000** .9449	
9100 Series											
9180	**61.912** 2.4375	**46.038** 1.8125	**3.5** .14	**2.88 kg** 6.35 lb	**9120**	**158.750** 6.2500	**34.925** 1.3750	**3.3** .13	**1.82 kg** 4.01 lb	**50.800** 2.0000	
9181	**61.912** 2.4375	**46.038** 1.8125	**.8** .03	**2.89 kg** 6.37 lb	**9121**	**152.400** 6.0000	**31.750** 1.2500	**3.3** .13	**1.20 kg** 2.64 lb	**47.625** 1.8750	
9185	**68.262** 2.6875	**46.038** 1.8125	**3.5** .14	**2.64 kg** 5.83 lb							
9178	**61.912** 2.4375	**52.388** 2.0625	**3.5** .14	**3.14 kg** 6.91 lb	9178 may be paired with all single cups corresponding to 9180 and will require 4.762 mm (.1875 in) to be added to the T-width values.						
9200 Series											9285XX: MADE FROM VACUUM MELT STEEL
9278	**68.262** 2.6875	**46.038** 1.8125	**3.5** .14	**3.27 kg** 7.21 lb	**9220**	**161.925** 6.3750	**31.750** 1.2500	**3.3** .13	**1.37 kg** 3.03 lb	**49.212** 1.9375	9220D : GROOVE IN OD CENTER HOLES IN OD CENTER
9285	**76.200** 3.0000	**46.038** 1.8125	**3.5** .14	**2.94 kg** 6.49 lb	***9220D**	**161.925** 6.3750	**70.637** 2.7810	**.8** .03	**2.89 kg** 6.38 lb	**105.562** 4.1560	
***9285XX**	**76.200** 3.0000	**46.038** 1.8125	**3.5** .14	**2.90 kg** 6.39 lb	***9220XX**	**161.925** 6.3750	**31.750** 1.2500	**3.3** .13	**1.37 kg** 3.03 lb	**49.212** 1.9375	9220XX: MADE FROM VACUUM MELT STEEL
					***9221-B**	**161.925** 6.3750	**30.162** 1.1875	**3.3** .13	**1.46 kg** 3.23 lb	**24.600** .9685	9221-B: FLANGE ON OD FRONTFACE, BEARING WIDTH IS T1 DIMENSION
9275	**60.325** 2.3750	**46.038** 1.8125	**3.5** .14	**3.51 kg** 7.73 lb	9275 may be paired with all single cups corresponding to 9278 and will require -1.588 mm (-.0625 in) to be added to the T-width values. 9275 may be paired with all double cups corresponding to 9278 and will require -3.175 mm (-.1250 in) to be added to the T-width values.						
9300 Series											NA9378: EXTENDED SMALL RIB
***NA9378**	**76.200** 3.0000	**54.767** 2.1562	**3.5** .14	**-** -	***9320D**	**177.800** 7.0000	**74.612** 2.9375	**2.3** .09	**4.64 kg** 10.23 lb	**109.535** 4.3124	9320D : GROOVE IN OD CENTER HOLES IN OD CENTER
9380	**76.200** 3.0000	**46.038** 1.8125	**3.5** .14	**3.62 kg** 7.98 lb	**9320**	**177.800** 7.0000	**34.925** 1.3750	**3.3** .13	**2.19 kg** 4.83 lb	**52.387** 2.0625	9321-B : FLANGE ON OD FRONTFACE, BEARING WIDTH IS T1 DIMENSION
9382	**69.914** 2.7525	**46.038** 1.8125	**3.5** .14	**3.88 kg** 8.55 lb	***9320D**	**177.800** 7.0000	**74.612** 2.9375	**2.3** .09	**4.64 kg** 10.23 lb	**109.537** 4.3125	
9386H	**84.138** 3.3125	**46.038** 1.8125	**3.5** .14	**3.21 kg** 7.08 lb	***9321-B**	**171.450** 6.7500	**31.750** 1.2500	**3.3** .13	**1.77 kg** 3.91 lb	**25.400** 1.0000	
					9321	**171.450** 6.7500	**31.750** 1.2500	**3.3** .13	**1.49 kg** 3.28 lb	**49.212** 1.9375	
9378	**76.200** 3.0000	**50.800** 2.0000	**3.5** .14	**3.86 kg** 8.52 lb	9378 may be paired with all single cups corresponding to 9380 and will require 3.175 mm (.1250 in) to be added to the T-width values. 9378 may be paired with all double cups corresponding to 9380 and will require 6.350 mm (.2500 in) to be added to the T-width values.						
JF9500 Series											
†JF9549	**95.000** 3.7402	**46.000** 1.8110	**3.0** .12	**2.58 kg** 5.68 lb	**†JF9510**	**160.000** 6.2992	**38.000** 1.4961	**3.0** .12	**1.18 kg** 2.60 lb	**46.000** 1.8110	
9900 Series											9974D: ASYMMETRICAL BEARING SHOULDER ON OD RIGHTFACE
***9974D**	**216.103** 8.5080	**127.000** 5.0000	**1.5** .06	**31.83 kg** 70.18 lb	**9920**	**330.200** 13.0000	**50.800** 2.0000	**3.3** .13	**7.09 kg** 15.64 lb	**130.175** 5.1250	
***9974DW**	**216.103** 8.5080	**127.000** 5.0000	**1.5** .06	**31.80 kg** 70.12 lb							9974DW: ASYMMETRICAL BEARING SHOULDER ON OD RIGHTFACE SLOTS IN LEFTFACE 9976D: HOLES IN OD CENTER

9900 SERIES CONTINUED ON NEXT PAGE

¨These Maximum Fillet Radii will be cleared by the Cone or Cup Radii.
†Bore or O.D. shown are maximum dimensions. *See Remarks Column.

CONE			Max Shaft Fillet Radii	Weight	CUP			Max Hs'ng Fillet Radii	Weight	BEAR-ING	Remarks
Number	BORE d	WIDTH B	R ¨		Number	OUTSIDE DIA D	WIDTH C	r ¨		WIDTH T	
9900 Series (cont)											
***9976D**	**215.900** 8.5000	**193.675** 7.6250	**3.3** .13	**45.67 kg** 100.71 lb	9976D may be paired with all single cups corresponding to 9974D and will require 73.025 mm (2.8750 in) to be added to the T-width values.						
9977D	**216.103** 8.5080	**142.875** 5.6250	**3.3** .13	**36.22 kg** 79.86 lb	9977D may be paired with all single cups corresponding to 9974D and will require 22.225 mm (.8750 in) to be added to the T-width values.						

¨These Maximum Fillet Radii will be cleared by the Cone or Cup Radii.
†Bore or O.D. shown are maximum dimensions. *See Remarks Column.

00000 SERIES CONTINUED ON NEXT PAGE

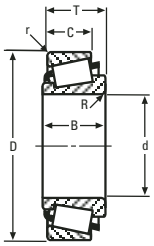

SINGLE ROW

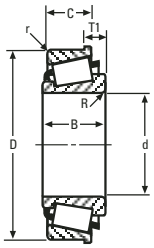

SINGLE ROW WITH FLANGE

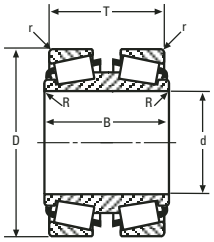

DOUBLE CONE

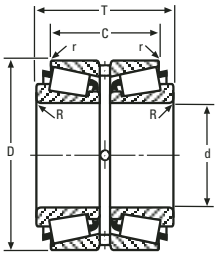

DOUBLE CUP

CONE Number	CONE BORE d	CONE WIDTH B	Max Shaft Fillet Radii R ¨	Weight	CUP Number	CUP OUTSIDE DIA D	CUP WIDTH C	Max Hs'ng Fillet Radii r ¨	Weight	BEARING WIDTH T	Remarks
00000 Series											00153DB: FLANGE ON OD LEFTFACE
00050	**12.700** .5000	**14.072** .5540	**1.5** .06	**.05 kg** .10 lb	**00150**	**38.100** 1.5000	**11.112** .4375	**.8** .03	**.03 kg** .08 lb	**13.495** .5313	0068X: EXTENDED LARGE RIB
00059	**13.500** .5315	**14.072** .5540	**2.5** .10	**.04 kg** .10 lb	**00152**	**38.100** 1.5000	**13.556** .5337	**.8** .03	**.04 kg** .09 lb	**13.736** .5408	
					00152X	**36.512** 1.4375	**11.112** .4375	**1.5** .06	**.03 kg** .06 lb	**13.495** .5313	
					***00153DB**	**38.100** 1.5000	**25.400** 1.0000	**.8** .03	**.09 kg** .20 lb	**30.957** 1.2188	
					00162X	**41.300** 1.6260	**14.288** .5625	**.3** .01	**.07 kg** .14 lb	**13.973** .5501	
00053											
00055	SEE MULTI-ROW STEERING GEAR BEARING SECTION										
00057											
00058											
***00068X**	**11.112** .4375	**18.110** .7130	**.8** .03	**.06 kg** .14 lb	00068X may be paired with all single cups corresponding to 00050 and will require 4.140 mm (.1630 in) to be added to the T-width values. 00068X may be paired with all double cups corresponding to 00050 and will require 8.280 mm (.3260 in) to be added to the T-width values.						
02400 Series											02420-B: FLANGE ON OD FRONT FACE, BEARING WIDTH IS T1 DIMENSION
02473	**25.400** 1.0000	**22.225** .8750	**.8** .03	**.28 kg** .61 lb	**02419**	**66.987** 2.6373	**16.000** .6299	**1.5** .06	**.11 kg** .25 lb	**20.500** .8071	
02473X	**27.988** 1.1019	**20.500** .8071	**.8** .03	**.25 kg** .55 lb	**02420**	**68.262** 2.6875	**17.462** .6875	**1.5** .06	**.15 kg** .33 lb	**22.225** .8750	
02474	**28.575** 1.1250	**22.225** .8750	**.8** .03	**.25 kg** .56 lb	**02420A**	**68.262** 2.6875	**16.238** .6393	**1.5** .06	**.14 kg** .31 lb	**21.000** .8268	
02474A	**29.987** 1.1806	**22.225** .8750	**.8** .03	**.24 kg** .54 lb	***02420-B**	**68.262** 2.6875	**17.462** .6875	**1.5** .06	**.20 kg** .45 lb	**8.730** .3437	
02474W	**28.575** 1.1250	**22.225** .8750	**.8** .03	**.25 kg** .54 lb	**02421**	**68.262** 2.6875	**17.462** .6875	**.8** .03	**.15 kg** .33 lb	**22.225** .8750	
02475	**31.750** 1.2500	**22.225** .8750	**3.5** .14	**.22 kg** .49 lb							
02475A	**31.750** 1.2500	**22.225** .8750	**1.5** .06	**.23 kg** .50 lb							
02475W	**31.750** 1.2500	**22.225** .8750	**.8** .03	**.22 kg** .47 lb							
02476	**31.750** 1.2500	**22.225** .8750	**.8** .03	**.23 kg** .50 lb							
02476X	**31.986** 1.2593	**20.500** .8071	**.8** .03	**.22 kg** .48 lb							
02800 Series											02823D : GROOVE IN OD CENTER HOLES IN OD CENTER
02872	**28.575** 1.1250	**22.225** .8750	**.8** .03	**.33 kg** .72 lb	**02820**	**73.025** 2.8750	**17.462** .6875	**3.3** .13	**.15 kg** .34 lb	**22.225** .8750	
02875	**31.750** 1.2500	**22.225** .8750	**3.5** .14	**.29 kg** .65 lb	***02823D**	**76.200** 3.0000	**38.100** 1.5000	**.8** .03	**.47 kg** 1.04 lb	**47.625** 1.8750	
02876	**31.750** 1.2500	**22.225** .8750	**.8** .03	**.30 kg** .66 lb	**02830**	**73.025** 2.8750	**17.462** .6875	**.8** .03	**.16 kg** .36 lb	**22.225** .8750	
02877	**34.925** 1.3750	**22.225** .8750	**3.5** .14	**.26 kg** .58 lb	**02831**	**80.962** 3.1875	**17.462** .6875	**.8** .03	**.29 kg** .65 lb	**22.225** .8750	
02878	**34.925** 1.3750	**22.225** .8750	**.8** .03	**.27 kg** .59 lb							
02884	**36.449** 1.4350	**22.225** .8750	**.8** .03	**.25 kg** .56 lb							
03000 Series											NA03063-SW: FRONTFACE CHAMFER SLOTS IN FRONTFACE
03062	**15.875** .6250	**14.681** .5780	**1.3** .05	**.06 kg** .13 lb	**03157X**	**40.000** 1.5748	**11.112** .4375	**1.5** .06	**.03 kg** .06 lb	**14.287** .5625	K24429 : SPECIAL RADIUS ON LEFTFACE OD SPECIAL RADIUS ON RIGHTFACE OD
03066X	**17.000** .6693	**14.681** .5780	**.8** .03	**.06 kg** .13 lb	**03162**	**41.275** 1.6250	**11.112** .4375	**2.0** .08	**.03 kg** .08 lb	**14.287** .5625	

03000 SERIES CONTINUED ON NEXT PAGE

¨These Maximum Fillet Radii will be cleared by the Cone or Cup Radii.
†Bore or O.D. shown are maximum dimensions. *See Remarks Column.

CONE Number	CONE BORE d	CONE WIDTH B	Max Shaft Fillet Radii R ¨	Weight	CUP Number	CUP OUTSIDE DIA D	CUP WIDTH C	Max Hs'ng Fillet Radii r ¨	Weight	BEARING WIDTH T	Remarks
03000 Series (cont)											
***NA03063-SW**	**15.875** .6250	**18.258** .7188	**.8** .03	**.14 kg** .31 lb	***K24429**	**50.800** 2.0000	**34.925** 1.3750	**2.8** .11	**.27 kg** .59 lb	**36.515** 1.4376	
					K35667	**53.975** 2.1250	**34.925** 1.3750	**3.3** .13	**.34 kg** .75 lb	**36.515** 1.4376	
					K90651	**50.800** 2.0000	**34.925** 1.3750	**2.3** .09	**.28 kg** .62 lb	**36.515** 1.4376	
					K97770	**52.388** 2.0625	**34.925** 1.3750	**3.3** .13	**.33 kg** .72 lb	**36.515** 1.4376	
05000 Series											NA05076-SW: EXTENDED LARGE RIB FRONTFACE CHAMFER SLOTS IN FRONTFACE
05062	**15.875** .6250	**14.381** .5662	**1.5** .06	**-** -	**05175**	**44.450** 1.7500	**11.430** .4500	**1.5** .06	**.03 kg** .07 lb	**15.494** .6100	
05066	**16.993** .6690	**14.381** .5662	**1.5** .06	**-** -	***05180D**	**45.984** 1.8104	**25.212** .9926	**.8** .03	**.11 kg** .24 lb	**31.750** 1.2500	05180D : GROOVE IN OD CENTER HOLES IN OD CENTER
05068	**17.462** .6875	**14.381** .5662	**.8** .03	**-** -	**05185**	**47.000** 1.8504	**11.112** .4375	**1.3** .05	**.05 kg** .10 lb	**14.381** .5662	05185-B : FLANGE ON OD FRONTFACE, BEARING WIDTH IS T1 DIMENSION
05070X	**18.000** .7087	**14.381** .5662	**1.5** .06	**-** -	**05185A**	**46.982** 1.8497	**11.112** .4375	**1.5** .06	**.05 kg** .10 lb	**14.381** .5662	
05070XS	**17.988** .7082	**14.381** .5662	**2.0** .08	**-** -	***05185-B**	**47.000** 1.8504	**11.112** .4375	**1.5** .06	**.05 kg** .12 lb	**6.038** .2377	05185D : GROOVE IN OD CENTER HOLES IN OD CENTER
05075	**19.050** .7500	**14.381** .5662	**1.3** .05	**-** -	***05185D**	**47.000** 1.8504	**25.212** .9926	**.8** .03	**.11 kg** .24 lb	**31.750** 1.2500	K39214 : SPECIAL RADIUS ON LEFTFACE OD SPECIAL RADIUS ON RIGHTFACE OD
05075X	**19.050** .7500	**14.381** .5662	**1.5** .06	**-** -	**05185-S**	**47.000** 1.8504	**11.112** .4375	**1.5** .06	**.05 kg** .10 lb	**14.381** .5662	
05075XS	**19.050** .7500	**14.381** .5662	**1.5** .06	**-** -	**05186**	**46.990** 1.8500	**12.000** .4724	**1.5** .06	**.05 kg** .11 lb	**15.250** .6004	K104605 : SPECIAL RADIUS ON LEFTFACE OD SPECIAL RADIUS ON RIGHTFACE OD
05079	**19.987** .7869	**14.381** .5662	**1.5** .06	**-** -							K312495 : SPECIAL RADIUS ON LEFTFACE OD SPECIAL RADIUS ON RIGHTFACE OD SPHERICAL OD
NA05075	**19.050** .7500	**15.875** .6250	**1.3** .05	**-** -	***05180D**	**45.984** 1.8104	**25.212** .9926	**.8** .03	**.11 kg** .24 lb	**31.750** 1.2500	
					***05185D**	**47.000** 1.8504	**25.212** .9926	**.8** .03	**.11 kg** .24 lb	**31.750** 1.2500	
					***K39214**	**63.500** 2.5000	**33.338** 1.3125	**spcl.** spcl.	**.49 kg** 1.07 lb	**31.750** 1.2500	
					***K104605**	**57.150** 2.2500	**33.338** 1.3125	**spcl.** spcl.	**.33 kg** .72 lb	**31.750** 1.2500	
					K108609	**63.500** 2.5000	**33.338** 1.3125	**-** -	**.44 kg** .98 lb	**31.750** 1.2500	
					***K312495**	**63.500** 2.5000	**33.338** 1.3125	**spcl.** spcl.	**.38 kg** .84 lb	**31.750** 1.2500	
***NA05076-SW**	**19.050** .7500	**17.462** .6875	**.8** .03	**-** -	NA05076-SW may be paired with all double cups corresponding to NA05075 and will require 3.175 mm (.1250 in) to be added to the T-width values.						
07000 Series											07196-B: FLANGE ON OD FRONTFACE, BEARING WIDTH IS T1 DIMENSION
07079	**20.000** .7874	**14.260** .5614	**1.5** .06	**.10 kg** .22 lb	**07196**	**50.005** 1.9687	**9.525** .3750	**1.0** .04	**.03 kg** .08 lb	**13.495** .5313	
07079X	**19.987** .7869	**14.260** .5614	**1.5** .06	**.10 kg** .22 lb	***07196-B**	**50.005** 1.9687	**9.525** .3750	**1.0** .04	**.04 kg** .09 lb	**6.749** .2657	07196D: GROOVE IN OD CENTER HOLES IN OD CENTER
07087	**22.225** .8750	**14.260** .5614	**1.3** .05	**.09 kg** .21 lb	***07196D**	**50.005** 1.9687	**25.400** 1.0000	**.6** .02	**.10 kg** .23 lb	**33.341** 1.3126	07196DC: HOLES IN OD CENTER
07087X	**22.225** .8750	**14.260** .5614	**1.5** .06	**.09 kg** .21 lb	***07196DC**	**50.005** 1.9687	**25.400** 1.0000	**.6** .02	**.10 kg** .23 lb	**33.341** 1.3126	07204-B: FLANGE ON OD FRONTFACE, BEARING WIDTH IS T1 DIMENSION
07090X	**22.987** .9050	**14.260** .5614	**2.5** .10	**.09 kg** .20 lb	**07204**	**51.994** 2.0470	**12.700** .5000	**1.3** .05	**.06 kg** .13 lb	**15.011** .5910	07205-B: FLANGE ON OD FRONTFACE, BEARING WIDTH IS T1 DIMENSION
07093	**23.812** .9375	**14.260** .5614	**1.5** .06	**.09 kg** .19 lb	***07204-B**	**51.994** 2.0470	**12.700** .5000	**1.5** .06	**.07 kg** .15 lb	**5.080** .2000	

¨These Maximum Fillet Radii will be cleared by the Cone or Cup Radii.
†Bore or O.D. shown are maximum dimensions. *See Remarks Column.

07000 SERIES CONTINUED ON NEXT PAGE

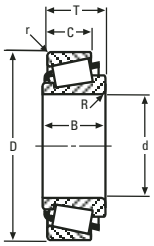

SINGLE ROW

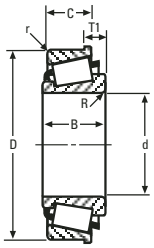

SINGLE ROW WITH FLANGE

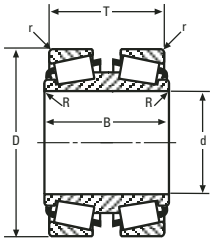

DOUBLE CONE

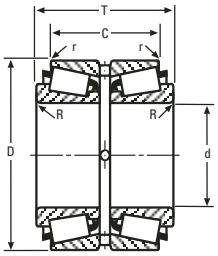

DOUBLE CUP

CONE Number	CONE BORE d	CONE WIDTH B	Max Shaft Fillet Radii R ¨	Weight	CUP Number	CUP OUTSIDE DIA D	CUP WIDTH C	Max Hs'ng Fillet Radii r ¨	Weight	BEARING WIDTH T	Remarks
07000 Series (cont)											07210XB: FLANGE ON OD FRONTFACE, BEARING WIDTH IS T1 DIMENSION
07096	**25.159**	**14.260**	**1.5**	**.08 kg**	**07205**	**52.000**	**12.700**	**2.0**	**.06 kg**	**15.011**	
	.9905	.5614	.06	.18 lb		2.0472	.5000	.08	.13 lb	.5910	
07097	**25.000**	**14.260**	**1.5**	**.08 kg**	***07205-B**	**52.000**	**12.700**	**1.5**	**.07 kg**	**5.080**	
	.9843	.5614	.06	.18 lb		2.0472	.5000	.06	.15 lb	.2000	
07098	**24.981**	**14.260**	**1.5**	**.08 kg**	**07205X**	**51.986**	**13.000**	**1.5**	**.07 kg**	**16.249**	
	.9835	.5614	.06	.18 lb		2.0467	.5118	.06	.14 lb	.6397	
07098W	**24.981**	**14.260**	**1.5**	**.08 kg**	**07210X**	**50.800**	**12.700**	**1.5**	**.05 kg**	**15.011**	
	.9835	.5614	.06	.18 lb		2.0000	.5000	.06	.11 lb	.5910	
07099	**25.273**	**14.260**	**1.5**	**.08 kg**	***07210XB**	**50.800**	**12.700**	**1.5**	**.06 kg**	**5.080**	
	.9950	.5614	.06	.18 lb		2.0000	.5000	.06	.13 lb	.2000	
07100	**25.400**	**14.260**	**1.0**	**.08 kg**							
	1.0000	.5614	.04	.18 lb							
07100-S	**25.400**	**14.260**	**1.5**	**.08 kg**							
	1.0000	.5614	.06	.18 lb							
07100-SA	**25.400**	**14.260**	**3.3**	**.08 kg**							
	1.0000	.5614	.13	.17 lb							
07100W	**25.400**	**14.260**	**1.0**	**.08 kg**							
	1.0000	.5614	.04	.18 lb							
07100D	**25.400**	**36.512**	**.8**	**.22 kg**	**07196**	**50.005**	**9.525**	**1.0**	**.03 kg**	**27.046**	
	1.0000	1.4375	.03	.48 lb		1.9687	.3750	.04	.08 lb	1.0648	
07101DW	**25.400**	**36.512**	**.8**	**.22 kg**	**07204**	**51.994**	**12.700**	**1.3**	**.06 kg**	**30.079**	
	1.0000	1.4375	.03	.48 lb		2.0470	.5000	.05	.13 lb	1.1842	
					07205	**52.000**	**12.700**	**2.0**	**.06 kg**	**30.079**	
						2.0472	.5000	.08	.13 lb	1.1842	
					07205X	**51.986**	**13.000**	**1.5**	**.07 kg**	**32.553**	
						2.0467	.5118	.06	.14 lb	1.2816	
					07210X	**50.800**	**12.700**	**1.5**	**.05 kg**	**30.079**	
						2.0000	.5000	.06	.11 lb	1.1842	
08000 Series											08118DA: ASYMMETRICAL BEARING HOLES IN OD LEFTFACE
08118	**30.162**	**15.080**	**3.5**	**.11 kg**	***08231-B**	**58.738**	**10.716**	**1.0**	**.06 kg**	**6.736**	
	1.1875	.5937	.14	.25 lb		2.3125	.4219	.04	.13 lb	.2652	
08125	**31.750**	**15.080**	**1.0**	**.11 kg**	**08231**	**58.738**	**10.716**	**1.0**	**.06 kg**	**14.683**	08118DAA: ASYMMETRICAL BEARING HOLES IN OD LEFTFACE
	1.2500	.5937	.04	.24 lb		2.3125	.4219	.04	.12 lb	.5781	
08125W	**31.750**	**15.080**	**1.0**	**.11 kg**	***08231D**	**58.738**	**24.608**	**.4**	**.13 kg**	**32.542**	
	1.2500	.5937	.04	.24 lb		2.3125	.9688	.02	.29 lb	1.2812	08118DE: EXTENDED SMALL RIB HOLES IN OD RIGHTFACE
					08237	**58.788**	**10.716**	**1.0**	**.06 kg**	**14.683**	
						2.3145	.4219	.04	.12 lb	.5781	08118DEE: EXTENDED SMALL RIB
***08118DA**	**30.162**	**60.325**	**.8**	**.40 kg**	**08231**	**58.738**	**10.716**	**1.0**	**.06 kg**	**29.154**	08125DA: ASYMMETRICAL BEARING HOLES IN OD LEFTFACE
	1.1875	2.3750	.03	.88 lb		2.3125	.4219	.04	.12 lb	1.1478	
***08118DAA**	**30.162**	**60.325**	**.8**	**.40 kg**	**08237**	**58.788**	**10.716**	**1.0**	**.06 kg**	**29.154**	
	1.1875	2.3750	.03	.88 lb		2.3145	.4219	.04	.12 lb	1.1478	08125DAA: ASYMMETRICAL BEARING HOLES IN OD LEFTFACE
***08118DE**	**30.162**	**69.850**	**.8**	**.44 kg**							
	1.1875	2.7500	.03	.98 lb							
***08118DEE**	**30.162**	**69.850**	**.8**	**.44 kg**							08125DE: EXTENDED SMALL RIB
	1.1875	2.7500	.03	.98 lb							
***08125DA**	**31.750**	**60.325**	**.8**	**.36 kg**							08125DEE: EXTENDED SMALL RIB
	1.2500	2.3750	.03	.80 lb							08231-B : FLANGE ON OD FRONTFACE, BEARING WIDTH IS T1 DIMENSION
***08125DAA**	**31.750**	**60.325**	**.8**	**.36 kg**							
	1.2500	2.3750	.03	.80 lb							
***08125DE**	**31.750**	**69.850**	**.8**	**.41 kg**							08231D : GROOVE IN OD CENTER HOLES IN OD CENTER
	1.2500	2.7500	.03	.90 lb							
***08125DEE**	**31.750**	**69.850**	**.8**	**.41 kg**							
	1.2500	2.7500	.03	.90 lb							
NA08125	**31.750**	**16.271**	**1.5**	**-**	***08231D**	**58.738**	**24.608**	**.4**	**.13 kg**	**32.542**	
	1.2500	.6406	.06	-		2.3125	.9688	.02	.29 lb	1.2812	
09000 Series											09070: BACKFACE CHAMFER
09062	**15.875**	**21.539**	**.8**	**.13 kg**	**09194**	**49.225**	**17.462**	**3.5**	**.08 kg**	**23.020**	FRONTFACE CHAMFER
	.6250	.8480	.03	.29 lb		1.9380	.6875	.14	.17 lb	.9063	
***09070**	**17.653**	**21.539**	**spcl.**	**.12 kg**	**09194-S**	**52.883**	**14.684**	**3.3**	**.10 kg**	**20.241**	09072W: FRONTFACE CHAMFER KEYWAY IN BACKFACE
	.6950	.8480	spcl.	.27 lb		2.0820	.5781	.13	.21 lb	.7969	
***09072W**	**18.313**	**21.539**	**.8**	**.10 kg**	**09195**	**49.225**	**14.288**	**1.3**	**.06 kg**	**19.845**	
	.7210	.8480	.03	.23 lb		1.9380	.5625	.05	.14 lb	.7813	

09000 SERIES CONTINUED ON NEXT PAGE

¨These Maximum Fillet Radii will be cleared by the Cone or Cup Radii.
†Bore or O.D. shown are maximum dimensions. *See Remarks Column.

CONE Number	CONE BORE d	CONE WIDTH B	Max Shaft Fillet Radii R ¨	Weight	CUP Number	CUP OUTSIDE DIA D	CUP WIDTH C	Max Hs'ng Fillet Radii r ¨	Weight	BEARING WIDTH T	Remarks
09000 Series (cont)											09073T: BROKEN BACKFACE ID FRONTFACE CHAMFER SHOULDER ON ID BACKFACE
***09073T**	**19.050** .7500	**21.539** .8480	**.3** .01	**.09 kg** .19 lb	***09195AB**	**49.225** 1.9380	**14.288** .5625	**1.3** .05	**.07 kg** .16 lb	**8.809** .3468	
***09074**	**19.050** .7500	**21.539** .8480	**spcl.** spcl.	**.12 kg** .26 lb	**09196**	**49.225** 1.9380	**17.462** .6875	**1.5** .06	**.08 kg** .18 lb	**23.020** .9063	09074: BACKFACE CHAMFER
***09074A**	**19.050** .7500	**21.539** .8480	**spcl.** spcl.	**-** -	**09199**	**49.225** 1.9380	**27.239** 1.0724	**1.3** .05	**.14 kg** .32 lb	**32.545** 1.2813	09074A: BACKFACE CHAMFER
09078	**19.050** .7500	**21.539** .8480	**1.3** .05	**.12 kg** .26 lb	**09201**	**50.800** 2.0000	**17.462** .6875	**.5** .02	**.09 kg** .21 lb	**20.637** .8125	09075: BACKFACE CHAMFER
09081	**20.625** .8120	**21.539** .8480	**1.5** .06	**.11 kg** .24 lb	**09207**	**52.819** 2.0795	**14.173** .5580	**1.5** .06	**.10 kg** .21 lb	**19.731** .7768	EXTENDED LARGE RIB FRONTFACE CHAMFER
***09081-S**	**20.612** .8115	**21.539** .8480	**spcl.** spcl.	**.11 kg** .24 lb	***T48651**	**49.225** 1.9380	**13.056** .5140	**-** -	**.06 kg** .13 lb	**19.366** .7625	SHOULDER ON OD BACKFACE THREADED BORE 09076: BACKFACE CHAMFER EXTENDED LARGE RIB FRONTFACE CHAMFER SHOULDER ON OD BACKFACE THREADED BORE 09079: NO SMALL RIB 09081-S: BACKFACE CHAMFER 09195AB: FLANGE ON OD FRONTFACE, BEARING WIDTH IS T1 DIMENSION 09195DB: FLANGE ON OD RIGHTFACE T48651 : BROKEN CORNER ON BACKFACE OD BROKEN CORNER ON FRONTFACE OD
09067	**19.050** .7500	**19.050** .7500	**1.3** .05	**.11 kg** .24 lb	**09194**	**49.225** 1.9380	**17.462** .6875	**3.5** .14	**.08 kg** .17 lb	**21.209** .8350	
					09194-S	**52.883** 2.0820	**14.684** .5781	**3.3** .13	**.10 kg** .21 lb	**18.430** .7256	
					09195	**49.225** 1.9380	**14.288** .5625	**1.3** .05	**.06 kg** .14 lb	**18.034** .7100	
					***09195AB**	**49.225** 1.9380	**14.288** .5625	**1.3** .05	**.07 kg** .16 lb	**6.998** .2755	
					***09195DB**	**49.225** 1.9380	**31.549** 1.2421	**.8** .03	**.17 kg** .38 lb	**39.042** 1.5371	
					09196	**49.225** 1.9380	**17.462** .6875	**1.5** .06	**.08 kg** .18 lb	**21.209** .8350	
					09199	**49.225** 1.9380	**27.239** 1.0724	**1.3** .05	**.14 kg** .32 lb	**30.734** 1.2100	
					09201	**50.800** 2.0000	**17.462** .6875	**.5** .02	**.09 kg** .21 lb	**18.826** .7412	
					09207	**52.819** 2.0795	**14.173** .5580	**1.5** .06	**.10 kg** .21 lb	**17.920** .7055	
					***T48651**	**49.225** 1.9380	**13.056** .5140	**-** -	**.06 kg** .13 lb	**17.555** .6912	
***09075**	**19.000** .7480	**22.332** .8792	**spcl.** spcl.	**.13 kg** .29 lb	09075 and grouped cones may be paired with all single cups corresponding to 09062 and will require .792 mm (.0312 in) to be added to the T-width values.						
***09076**	**19.000** .7480	**22.332** .8792	**spcl.** spcl.	**.11 kg** .23 lb							
***09079**	**19.050** .7500	**17.475** .6880	**1.5** .06	**-** -	09079 may be paired with all single cups corresponding to 09067 and will require .389 mm (.0153 in) to be added to the T-width values. 09079 may be paired with all double cups corresponding to 09067 and will require .777 mm (.0306 in) to be added to the T-width values.						
JP10000 Series											JP10048: NO LARGE RIB STRAIGHT OD NO SMALL RIB JP10010-B : FLANGE ON OD FRONTFACE, BEARING WIDTH IS T1 DIMENSION
†JP10044	**95.000** 3.7402	**22.500** .8858	**3.0** .12	**.96 kg** 2.11 lb	***†JP10010-B**	**140.000** 5.7087	**17.500** .6890	**3.0** .12	**.37 kg** .81 lb	**10.500** .4134	
†JP10049	**100.000** 3.9370	**22.500** .8858	**3.0** .12	**.82 kg** 1.81 lb	**†JP10010A**	**140.000** 5.7087	**17.500** .6890	**.8** .03	**.33 kg** .73 lb	**24.000** .9449	
†JP10049A	**100.000** 3.9370	**22.500** .8858	**5.0** .20	**.82 kg** 1.81 lb	**†JP10010**	**140.000** 5.7087	**17.500** .6890	**3.0** .12	**.31 kg** .69 lb	**24.000** .9449	

¨These Maximum Fillet Radii will be cleared by the Cone or Cup Radii.
†Bore or O.D. shown are maximum dimensions. *See Remarks Column.

JP10000 SERIES CONTINUED ON NEXT PAGE

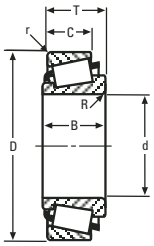

SINGLE ROW

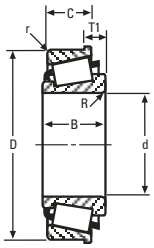

SINGLE ROW WITH FLANGE

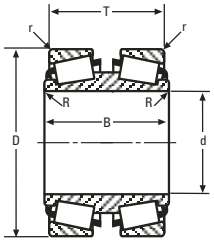

DOUBLE CONE

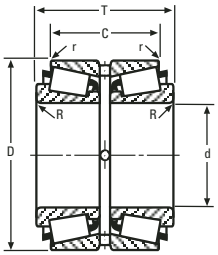

DOUBLE CUP

CONE Number	CONE BORE d	CONE WIDTH B	Max Shaft Fillet Radii R ¨	Weight	CUP Number	CUP OUTSIDE DIA D	CUP WIDTH C	Max Hs'ng Fillet Radii r ¨	Weight	BEARING WIDTH T	Remarks
JP10000 Series (cont)											
***†JP10048**	**95.000** 3.7402	**28.000** 1.1024	**3.0** .12	**-** -	JP10048 may be paired with all single cups corresponding to JP10044 and will require -4.785 mm (-.1660 in) to be added to the T-width values.						
†JP10049H	SEE HYDRA-RIB BEARING SECTION				**†JP10019HRA** **†JP10019HR**	SEE HYDRA-RIB BEARING SECTION					
11000 Series											11300-B : FLANGE ON OD FRONTFACE, BEARING WIDTH IS T1 DIMENSION
11157	**39.980** 1.5740	**17.384** .6844	**1.5** .06	**.22 kg** .49 lb	***11300-B**	**76.200** 3.0000	**14.288** .5625	**1.5** .06	**.14 kg** .32 lb	**7.293** .2871	SPECIAL RADIUS ON BACKFACE OD
11157X	**40.000** 1.5748	**17.384** .6844	**1.8** .07	**.22 kg** .49 lb	**11300**	**76.200** 3.0000	**14.288** .5625	**1.5** .06	**.13 kg** .28 lb	**18.009** .7090	
11162	**41.275** 1.6250	**17.384** .6844	**1.5** .06	**.21 kg** .47 lb	**11315-S**	**80.000** 3.1496	**14.288** .5625	**2.0** .08	**.18 kg** .39 lb	**18.009** .7090	
11163	**41.275** 1.6250	**17.384** .6844	**.8** .03	**.21 kg** .47 lb	**11315**	**80.000** 3.1496	**14.288** .5625	**1.5** .06	**.18 kg** .39 lb	**18.009** .7090	
11165X	**42.000** 1.6535	**17.384** .6844	**1.8** .07	**.20 kg** .45 lb							
JP11000 Series											
***†JP11035** ***†JP11048**	SEE HYDRA-RIB BEARING SECTION				***†JP11019HR**	SEE HYDRA-RIB BEARING SECTION					
11500 Series											
11590	**15.875** .6250	**14.288** .5625	**1.5** .06	**.06 kg** .13 lb	**11520**	**42.862** 1.6875	**9.525** .3750	**1.5** .06	**.04 kg** .09 lb	**14.287** .5625	
11590A	**15.875** .6250	**14.288** .5625	**3.5** .14	**.06 kg** .14 lb							
LM11700 Series											
LM11749	**17.462** .6875	**14.605** .5750	**1.3** .05	**.06 kg** .12 lb	**LM11710**	**39.878** 1.5700	**10.668** .4200	**1.3** .05	**.03 kg** .06 lb	**13.843** .5450	
LM11749F	**17.462** .6875	**14.605** .5750	**1.3** .05	**-** -							
LM11900 Series											LM11919 : CHAMFER ON FRONTFACE OD
LM11949	**19.050** .7500	**16.637** .6550	**1.3** .05	**-** -	**LM11910**	**45.237** 1.7810	**12.065** .4750	**1.3** .05	**.04 kg** .10 lb	**15.494** .6100	
LM11949F	**19.050** .7500	**16.637** .6550	**1.3** .05	**-** -	***LM11919**	**52.800** 2.0787	**14.605** .5750	**1.3** .05	**.12 kg** .26 lb	**18.034** .7100	
12000 Series											12303-B : FLANGE ON OD FRONTFACE, BEARING WIDTH IS T1 DIMENSION
12168	**42.862** 1.6875	**17.145** .6750	**1.5** .06	**.23 kg** .50 lb	***12303-B**	**76.992** 3.0312	**11.908** .4688	**1.5** .06	**.11 kg** .24 lb	**9.126** .3593	
12175	**44.450** 1.7500	**17.145** .6750	**1.5** .06	**.21 kg** .47 lb	**12303**	**76.992** 3.0312	**11.908** .4688	**1.5** .06	**.10 kg** .21 lb	**17.464** .6876	SPECIAL RADIUS ON BACKFACE OD
JP12000 Series											JP12049: FRONTFACE CHAMFER
***†JP12049**	**120.000** 4.7244	**25.000** .9843	**3.0** .12	**1.25 kg** 2.76 lb	**†JP12010**	**170.000** 6.6929	**19.500** .7677	**3.0** .12	**.48 kg** 1.07 lb	**27.000** 1.0630	JP12049A: FRONTFACE CHAMFER
***†JP12049A**	**120.000** 4.7244	**25.000** .9843	**6.0** .24	**1.23 kg** 2.71 lb							
†JP12043P **†JP12049P**	SEE HYDRA-RIB BEARING SECTION				**†JP12019HR**	SEE HYDRA-RIB BEARING SECTION					
M12400 Series											
M12430					**M12411DB**	SEE MULTI-ROW STEERING GEAR BEARING SECTION					
M12431	SEE MULTI-ROW STEERING GEAR BEARING SECTION										
M12448											

12500 SERIES CONTINUED ON NEXT PAGE

¨These Maximum Fillet Radii will be cleared by the Cone or Cup Radii.
†Bore or O.D. shown are maximum dimensions. *See Remarks Column.

CONE Number	CONE BORE d	CONE WIDTH B	Max Shaft Fillet Radii R ¨	Weight	CUP Number	CUP OUTSIDE DIA D	CUP WIDTH C	Max Hs'ng Fillet Radii r ¨	Weight	BEARING WIDTH T	Remarks
12500 Series											NA12581-SW: FRONTFACE CHAMFER SLOTS IN FRONTFACE
12580	**20.638**	**19.845**	**1.5**	**.12 kg**	**12520**	**49.225**	**15.875**	**1.5**	**.07 kg**	**19.845**	T70335 : SPECIAL RADIUS ON LEFTFACE OD
	.8125	.7813	.06	.26 lb		1.9380	.6250	.06	.15 lb	.7813	SPECIAL RADIUS ON RIGHTFACE OD
					***T70335**	**76.200**	**46.833**	**5.0**	**1.12 kg**	**43.663**	
						3.0000	1.8438	.20	2.48 lb	1.7190	
***NA12581-SW**	**20.638**	**24.211**	**1.5**	**.29 kg**	**K38958**	**76.200**	**46.833**	**3.3**	**1.12 kg**	**48.423**	
	.8125	.9532	.06	.65 lb		3.0000	1.8438	.13	2.48 lb	1.9064	
					***T70335**	**76.200**	**46.833**	**5.0**	**1.12 kg**	**48.423**	
						3.0000	1.8438	.20	2.48 lb	1.9064	
M12600 Series											
M12648	**22.225**	**18.288**	**1.3**	**.11 kg**	**M12610**	**50.005**	**13.970**	**1.3**	**.06 kg**	**17.526**	
	.8750	.7200	.05	.23 lb		1.9687	.5500	.05	.13 lb	.6900	
M12648A	**22.225**	**18.288**	**.4**	**.11 kg**							
	.8750	.7200	.01	.23 lb							
M12649	**21.430**	**18.288**	**1.3**	**.11 kg**							
	.8437	.7200	.05	.24 lb							
M12649F	**21.430**	**18.288**	**1.3**	**-**							
	.8437	.7200	.05	-							
M12649X	**21.430**	**18.288**	**3.5**	**.11 kg**							
	.8437	.7200	.14	.24 lb							
LM12700 Series											JLM12712-B: FLANGE ON OD FRONTFACE, BEARING WIDTH IS T1 DIMENSION
LM12748	**21.430**	**16.637**	**1.3**	**-**	**LM12710**	**45.237**	**12.065**	**1.3**	**.04 kg**	**15.494**	SPECIAL RADIUS ON BACKFACE OD
	.8437	.6550	.05	-		1.7810	.4750	.05	.08 lb	.6100	
LM12748F	**21.430**	**16.637**	**1.3**	**.08 kg**	**LM12710P**	**45.237**	**12.065**	**1.3**	**.04 kg**	**15.494**	
	.8437	.6550	.05	.17 lb		1.7810	.4750	.05	.08 lb	.6100	
LM12749	**21.986**	**16.637**	**1.3**	**-**	**LM12711**	**45.974**	**12.065**	**1.3**	**.04 kg**	**15.494**	
	.8656	.6550	.05	-		1.8100	.4750	.05	.09 lb	.6100	
LM12749F	**21.986**	**16.637**	**1.3**	**.07 kg**	***†JLM12712-B**	**45.000**	**12.065**	**spcl.**	**.05 kg**	**6.429**	
	.8656	.6550	.05	.16 lb		1.7717	.4750	spcl.	.11 lb	.2531	
LM12749FP	**21.986**	**16.637**	**1.3**	**.07 kg**							
	.8656	.6550	.05	.16 lb							
13000 Series											
13169D	**42.862**	**31.750**	**.8**	**.59 kg**	**13318**	**80.962**	**14.288**	**1.5**	**.14 kg**	**34.925**	
	1.6875	1.2500	.03	1.31 lb		3.1875	.5625	.06	.31 lb	1.3750	
13176D	**44.450**	**31.750**	**.1**	**.57 kg**							
	1.7500	1.2500	.01	1.25 lb							
13182D	**46.038**	**31.750**	**.8**	**.55 kg**							
	1.8125	1.2500	.03	1.22 lb							
13175	**44.450**	**17.462**	**.1**	**.24 kg**	**13318**	**80.962**	**14.288**	**1.5**	**.14 kg**	**19.050**	
	1.7500	.6875	.01	.54 lb		3.1875	.5625	.06	.31 lb	.7500	
13181	**46.038**	**17.462**	**.8**	**.23 kg**							
	1.8125	.6875	.03	.51 lb							
JP13000 Series											JP13010-B : FLANGE ON OD FRONTFACE, BEARING WIDTH IS T1 DIMENSION
†JP13049	**130.000**	**27.000**	**3.0**	**1.58 kg**	***†JP13010-B**	**185.000**	**21.000**	**3.0**	**.67 kg**	**13.000**	
	5.1181	1.0630	.12	3.47 lb		7.2835	.8268	.12	1.48 lb	.5118	
†JP13049A	**130.000**	**27.000**	**6.0**	**1.56 kg**	**†JP13010**	**185.000**	**21.000**	**3.0**	**.59 kg**	**29.000**	
	5.1181	1.0630	.24	3.45 lb		7.2835	.8268	.12	1.30 lb	1.1417	
†JP13043P					**†JP13016HR**	SEE HYDRA-RIB BEARING SECTION					
SEE HYDRA-RIB BEARING SECTION											
†JP13049P											
13600 Series											13677-SD: SQUARE BORE
***13677-SD**	**39.548**	**85.725**	**.4**	**.77 kg**	**13620**	**69.012**	**15.083**	**.8**	**.10 kg**	**41.275**	
	1.5570	3.3750	.01	1.69 lb		2.7170	.5938	.03	.23 lb	1.6250	13678-SD: SQUARE BORE
***13678-SD**	**39.548**	**73.025**	**.4**	**.69 kg**	**13621**	**69.012**	**15.083**	**2.3**	**.10 kg**	**41.275**	
	1.5570	2.8750	.01	1.52 lb		2.7170	.5938	.09	.22 lb	1.6250	13686 : EXTENDED LARGE RIB
					13621A	**69.012**	**14.321**	**2.3**	**.09 kg**	**39.751**	
						2.7170	.5638	.09	.20 lb	1.5650	13621D : GROOVE IN OD CENTER HOLES IN OD CENTER
					***13623X**	**69.012**	**18.463**	**.4**	**.14 kg**	**48.036**	
						2.7170	.7269	.02	.30 lb	1.8912	
					13624	**69.969**	**18.029**	**1.5**	**.15 kg**	**47.168**	13621DC: HOLES IN OD CENTER
						2.7547	.7098	.06	.33 lb	1.8570	

¨These Maximum Fillet Radii will be cleared by the Cone or Cup Radii.
†Bore or O.D. shown are maximum dimensions. *See Remarks Column.

13600 SERIES CONTINUED ON NEXT PAGE

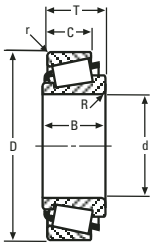

SINGLE ROW

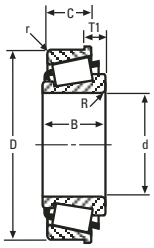

SINGLE ROW WITH FLANGE

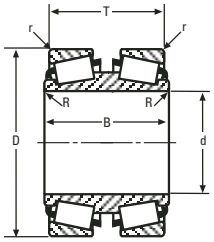

DOUBLE CONE

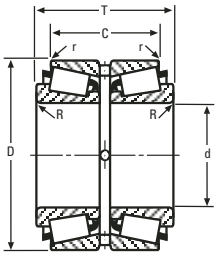

DOUBLE CUP

CONE Number	CONE BORE d	CONE WIDTH B	Max Shaft Fillet Radii R ¨	Weight	CUP Number	CUP OUTSIDE DIA D	CUP WIDTH C	Max Hs'ng Fillet Radii r ¨	Weight	BEARING WIDTH T	Remarks
13600 Series (cont)											13623X: GROOVE IN OD BACKFACE
13682	**36.512** 1.4375	**19.050** .7500	**3.5** .14	**.20 kg** .43 lb	**13620**	**69.012** 2.7170	**15.083** .5938	**.8** .03	**.10 kg** .23 lb	**19.050** .7500	
13685	**38.100** 1.5000	**19.050** .7500	**3.5** .14	**.18 kg** .40 lb	**13621**	**69.012** 2.7170	**15.083** .5938	**2.3** .09	**.10 kg** .22 lb	**19.050** .7500	
13685A	**38.100** 1.5000	**19.050** .7500	**.8** .03	**.19 kg** .41 lb	**13621A**	**69.012** 2.7170	**14.321** .5638	**2.3** .09	**.09 kg** .20 lb	**18.288** .7200	
13685W	**38.100** 1.5000	**19.050** .7500	**3.5** .14	**.19 kg** .42 lb	***13621D**	**69.012** 2.7170	**38.100** 1.5000	**.8** .03	**.27 kg** .59 lb	**46.206** 1.8191	
13687	**38.100** 1.5000	**19.050** .7500	**2.0** .08	**.19 kg** .41 lb	***13621DC**	**69.012** 2.7170	**38.100** 1.5000	**.8** .03	**.29 kg** .64 lb	**46.035** 1.8124	
					***13623X**	**69.012** 2.7170	**18.463** .7269	**.4** .02	**.14 kg** .30 lb	**22.431** .8831	
					13624	**69.969** 2.7547	**18.029** .7098	**1.5** .06	**.15 kg** .33 lb	**21.996** .8660	
NA13687	**38.100** 1.5000	**23.017** .9062	**2.0** .08	**.41 kg** .89 lb	***13621D**	**69.012** 2.7170	**38.100** 1.5000	**.8** .03	**.27 kg** .59 lb	**46.035** 1.8124	
					***13621DC**	**69.012** 2.7170	**38.100** 1.5000	**.8** .03	**.29 kg** .64 lb	**46.035** 1.8124	
***13686**	**38.100** 1.5000	**26.195** 1.0313	**1.5** .06	**.25 kg** .54 lb	13686 may be paired with all single cups corresponding to 13682 and will require 7.145 mm (.2813 in) to be added to the T-width values. 13686 may be paired with all double cups corresponding to 13682 and will require 14.290 mm (.5626 in) to be added to the T-width values.						
13800 Series											13835D : GROOVE IN OD CENTER
13889	**38.100** 1.5000	**11.908** .4688	**1.5** .06	**-** -	**13830**	**63.500** 2.5000	**9.525** .3750	**.8** .03	**.04 kg** .10 lb	**12.700** .5000	HOLES IN OD CENTER
13890	**38.481** 1.5150	**11.908** .4688	**.4** .01	**-** -	**13830CP**	**63.500** 2.5000	**9.525** .3750	**.8** .03	**-** -	**12.700** .5000	13836-B: FLANGE ON OD FRONTFACE, BEARING WIDTH IS T1 DIMENSION
					***13835D**	**63.500** 2.5000	**31.750** 1.2500	**.4** .02	**.17 kg** .38 lb	**38.100** 1.5000	
					13836	**65.088** 2.5625	**9.525** .3750	**.8** .03	**.06 kg** .12 lb	**12.700** .5000	
					***13836-B**	**65.088** 2.5625	**9.525** .3750	**.8** .03	**.06 kg** .14 lb	**5.944** .2340	
14000 Series											14117A: FRONTFACE CHAMFER
14116	**30.226** 1.1900	**19.583** .7710	**.8** .03	**.23 kg** .51 lb	**14272**	**69.012** 2.7170	**14.288** .5625	**3.3** .13	**.11 kg** .25 lb	**19.050** .7500	14118: FRONTFACE CHAMFER
14116W	**30.226** 1.1900	**19.583** .7710	**.8** .03	**.22 kg** .49 lb	***14273**	**69.012** 2.7170	**16.954** .6675	**spcl.** spcl.	**.11 kg** .25 lb	**19.337** .7613	14118DA: ASYMMETRICAL BEARING EXTENDED SMALL RIB HOLES IN OD RIGHTFACE
***14117A**	**30.000** 1.1811	**19.583** .7710	**3.5** .14	**.23 kg** .51 lb	**14274**	**69.012** 2.7170	**15.875** .6250	**3.3** .13	**.13 kg** .28 lb	**19.845** .7813	
***14118**	**30.000** 1.1811	**19.202** .7560	**.8** .03	**.23 kg** .50 lb	**14274A**	**68.956** 2.7148	**15.875** .6250	**3.3** .13	**.12 kg** .28 lb	**19.845** .7813	14119A: FRONTFACE CHAMFER
14118A	**30.000** 1.1811	**19.583** .7710	**3.5** .14	**.23 kg** .51 lb	**14274-S**	**75.311** 2.9650	**15.875** .6250	**3.3** .13	**.21 kg** .47 lb	**19.845** .7813	14120: EXTENDED LARGE RIB SHOULDER ON OD BACKFACE
14118AS	**29.987** 1.1806	**19.202** .7560	**.8** .03	**.23 kg** .51 lb	**14275A**	**69.850** 2.7500	**15.875** .6250	**1.5** .06	**.14 kg** .32 lb	**19.845** .7813	
***14119A**	**30.226** 1.1900	**19.583** .7710	**.8** .03	**.23 kg** .50 lb	**14276**	**69.012** 2.7170	**15.875** .6250	**1.3** .05	**.13 kg** .29 lb	**19.845** .7813	14120A: EXTENDED LARGE RIB SHOULDER ON OD BACKFACE
***14123T**	**31.750** 1.2500	**19.583** .7710	**1.5** .06	**.21 kg** .47 lb	***14276-B**	**69.012** 2.7170	**15.875** .6250	**.8** .03	**.14 kg** .32 lb	**7.932** .3123	14121: EXTENDED LARGE RIB
14124	**31.750** 1.2500	**19.583** .7710	**.8** .03	**.22 kg** .49 lb	***14276D**	**69.012** 2.7170	**38.100** 1.5000	**.8** .03	**.30 kg** .67 lb	**46.040** 1.8126	14123A: EXTENDED LARGE RIB
14124C	**31.750** 1.2500	**19.583** .7710	**.8** .03	**.22 kg** .48 lb	**14277**	**69.012** 2.7170	**18.415** .7250	**2.3** .09	**.16 kg** .35 lb	**22.385** .8813	SHOULDER ON OD BACKFACE
14125A	**31.750** 1.2500	**19.583** .7710	**3.5** .14	**.22 kg** .48 lb	**14282**	**71.996** 2.8345	**15.032** .5918	**1.5** .06	**.16 kg** .36 lb	**19.002** .7481	14123AA: EXTENDED LARGE RIB SHOULDER ON OD BACKFACE
14125W	**31.750** 1.2500	**19.583** .7710	**3.5** .14	**.21 kg** .47 lb	**14283**	**72.085** 2.8380	**18.415** .7250	**2.3** .09	**.21 kg** .46 lb	**22.385** .8813	14123DA: ASYMMETRICAL BEARING HOLES IN OD RIGHTFACE
14130	**33.338** 1.3125	**19.583** .7710	**3.5** .14	**.21 kg** .45 lb	**14284**	**71.996** 2.8345	**18.415** .7250	**2.3** .09	**.21 kg** .46 lb	**22.385** .8813	
14130X	**33.338** 1.3125	**19.583** .7710	**1.5** .06	**.21 kg** .45 lb	**14299**	**77.788** 3.0625	**15.875** .6250	**1.3** .05	**.26 kg** .57 lb	**19.845** .7813	14123T: TAPERED BORE

14000 SERIES CONTINUED ON NEXT PAGE

¨These Maximum Fillet Radii will be cleared by the Cone or Cup Radii.
†Bore or O.D. shown are maximum dimensions. *See Remarks Column.

CONE Number	CONE BORE d	CONE WIDTH B	Max Shaft Fillet Radii R ¨	Weight	CUP Number	CUP OUTSIDE DIA D	CUP WIDTH C	Max Hs'ng Fillet Radii r ¨	Weight	BEARING WIDTH T	Remarks
14000 Series (cont)											
14131	**33.338** 1.3125	**19.583** .7710	**.8** .03	**.21 kg** .46 lb							14132T: TAPERED BORE
14131A	**33.338** 1.3125	**19.583** .7710	**.8** .03	**.20 kg** .45 lb							14136A: EXTENDED LARGE RIB SHOULDER ON OD BACKFACE
***14132T**	**33.338** 1.3125	**19.583** .7710	**1.5** .06	**.20 kg** .45 lb							14136AA: EXTENDED LARGE RIB SHOULDER ON OD BACKFACE
14137A	**34.925** 1.3750	**19.583** .7710	**1.5** .06	**.19 kg** .43 lb							
14137AS	**34.925** 1.3750	**19.583** .7710	**.5** .02	**.19 kg** .43 lb							14273 : SPECIAL CHAMFER ON BACKFACE OD
14138A	**34.925** 1.3750	**19.583** .7710	**3.5** .14	**.19 kg** .42 lb							14276-B : FLANGE ON OD FRONTFACE, BEARING WIDTH IS T1 DIMENSION
14139	**34.976** 1.3770	**19.583** .7710	**1.3** .05	**.19 kg** .43 lb							14276D : GROOVE IN OD CENTER HOLES IN OD CENTER
14139X	**35.000** 1.3780	**19.583** .7710	**3.5** .14	**.19 kg** .42 lb							
14125DW	**31.750** 1.2500	**49.200** 1.9370	**.8** .03	**.61 kg** 1.34 lb	**14272**	**69.012** 2.7170	**14.288** .5625	**3.3** .13	**.11 kg** .25 lb	**38.115** 1.5006	
14126D	**31.750** 1.2500	**39.182** 1.5426	**1.5** .06	**.53 kg** 1.17 lb	***14273**	**69.012** 2.7170	**16.954** .6675	**spcl.** spcl.	**.11 kg** .25 lb	**38.689** 1.5232	
14134D	**33.338** 1.3125	**39.182** 1.5426	**1.5** .06	**.50 kg** 1.11 lb	**14274**	**69.012** 2.7170	**15.875** .6250	**3.3** .13	**.13 kg** .28 lb	**39.705** 1.5632	
					14274A	**68.956** 2.7148	**15.875** .6250	**3.3** .13	**.12 kg** .28 lb	**39.705** 1.5632	
					14274-S	**75.311** 2.9650	**15.875** .6250	**3.3** .13	**.21 kg** .47 lb	**39.705** 1.5632	
					14275A	**69.850** 2.7500	**15.875** .6250	**1.5** .06	**.14 kg** .32 lb	**39.705** 1.5632	
					14276	**69.012** 2.7170	**15.875** .6250	**1.3** .05	**.13 kg** .29 lb	**39.705** 1.5632	
					14277	**69.012** 2.7170	**18.415** .7250	**2.3** .09	**.16 kg** .35 lb	**44.785** 1.7632	
					14282	**71.996** 2.8345	**15.032** .5918	**1.5** .06	**.16 kg** .36 lb	**38.019** 1.4968	
					14283	**72.085** 2.8380	**18.415** .7250	**2.3** .09	**.21 kg** .46 lb	**44.785** 1.7632	
					14284	**71.996** 2.8345	**18.415** .7250	**2.3** .09	**.21 kg** .46 lb	**44.785** 1.7632	
					14299	**77.788** 3.0625	**15.875** .6250	**1.3** .05	**.26 kg** .57 lb	**39.705** 1.5632	
NA14138	**34.925** 1.3750	**23.020** .9063	**3.5** .14	**.41 kg** .90 lb	***14276D**	**69.012** 2.7170	**38.100** 1.5000	**.8** .03	**.30 kg** .67 lb	**46.040** 1.8126	
***14118DA**	**30.162** 1.1875	**75.425** 2.9695	**.8** .03	**.85 kg** 1.86 lb	14118DA and grouped cones may be paired with all single cups corresponding to 14125DW and will require -.018 mm (-.0007 in) to be added to the T-width values.						
***14123DA**	**31.750** 1.2500	**75.425** 2.9695	**.8** .03	**.80 kg** 1.76 lb							
***14120**	**30.226** 1.1900	**26.721** 1.0520	**4.3** .17	**.27 kg** .59 lb	14120 and grouped cones may be paired with all single cups corresponding to 14116 and will require 7.137 mm (.2810 in) to be added to the T-width values.						
***14120A**	**30.000** 1.1811	**26.721** 1.0520	**3.5** .14	**.27 kg** .60 lb	14120 and grouped cones may be paired with all double cups corresponding to 14116 and will require 14.275 mm (.5620 in) to be added to the T-width values.						
***14123A**	**31.750** 1.2500	**26.721** 1.0520	**4.3** .17	**.26 kg** .56 lb							
***14123AA**	**31.750** 1.2500	**26.721** 1.0520	**4.3** .17	**.26 kg** .56 lb							
***14136A**	**34.925** 1.3750	**26.721** 1.0520	**.8** .03	**.22 kg** .49 lb							
***14136AA**	**34.925** 1.3750	**26.721** 1.0520	**.8** .03	**.22 kg** .49 lb							

¨These Maximum Fillet Radii will be cleared by the Cone or Cup Radii.
†Bore or O.D. shown are maximum dimensions. *See Remarks Column.

14000 SERIES CONTINUED ON NEXT PAGE

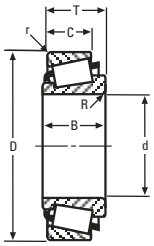

SINGLE ROW

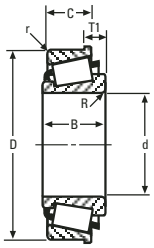

SINGLE ROW WITH FLANGE

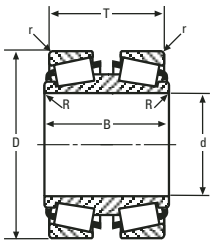

DOUBLE CONE

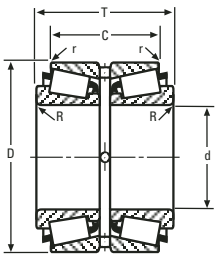

DOUBLE CUP

CONE Number	CONE BORE d	CONE WIDTH B	Max Shaft Fillet Radii R ¨	Weight	CUP Number	CUP OUTSIDE DIA D	CUP WIDTH C	Max Hs'ng Fillet Radii r ¨	Weight	BEARING WIDTH T	Remarks
14000 Series (cont)											
***14121**	**30.226** 1.1900	**25.933** 1.0210	**.8** .03	**.26 kg** .58 lb	14121 may be paired with all single cups corresponding to 14116 and will require 6.350 mm (.2500 in) to be added to the T-width values. 14121 may be paired with all double cups corresponding to 14116 and will require 12.700 mm (.5000 in) to be added to the T-width values.						
JP14000 Series											JP14010-B : FLANGE ON OD FRONTFACE, BEARING WIDTH IS T1 DIMENSION
†JP14049	**140.000** 5.5118	**27.000** 1.0630	**3.0** .12	**1.68 kg** 3.71 lb	**†JP14010**	**195.000** 7.6772	**21.000** .8268	**3.0** .12	**.62 kg** 1.38 lb	**29.000** 1.1417	
					***†JP14010-B**	**195.000** 7.6772	**21.000** .8268	**3.0** .12	**.73 kg** 1.62 lb	**13.000** 0.5118	
†JP14043P	SEE HYDRA-RIB BEARING SECTION				**†JP14019HR**	SEE HYDRA-RIB BEARING SECTION					
†JP14049P											
14500 Series											
14585	**34.925** 1.3750	**20.638** .8125	**3.5** .14	**.20 kg** .44 lb	**14525**	**68.262** 2.6875	**15.875** .6250	**2.3** .09	**.12 kg** .27 lb	**20.638** .8125	
15000 Series											NA15117-SW: FRONTFACE CHAMFER SLOTS IN FRONTFACE
15100	**25.400** 1.0000	**20.638** .8125	**3.5** .14	**.21 kg** .47 lb	**15243**	**61.912** 2.4375	**14.288** .5625	**2.0** .08	**.08 kg** .17 lb	**19.050** .7500	
15100-S	**25.400** 1.0000	**20.638** .8125	**1.3** .05	**.21 kg** .47 lb	**15244**	**62.000** 2.4409	**15.875** .6250	**1.3** .05	**.09 kg** .21 lb	**20.637** .8125	NA15118-SW: FRONTFACE CHAMFER SLOTS IN FRONTFACE
15101	**25.400** 1.0000	**20.638** .8125	**.8** .03	**.22 kg** .47 lb	**15244X**	**62.000** 2.4409	**15.875** .6250	**1.5** .06	**.09 kg** .20 lb	**20.637** .8125	15121T: TAPERED BORE
15102	**25.400** 1.0000	**20.638** .8125	**1.5** .06	**.21 kg** .47 lb	**15245**	**62.000** 2.4409	**14.288** .5625	**1.3** .05	**.08 kg** .18 lb	**19.050** .7500	15123: SPECIAL BACKFACE RADIUS
15103	**26.157** 1.0298	**20.638** .8125	**.8** .03	**.21 kg** .46 lb	**15249**	**63.500** 2.5000	**15.875** .6250	**1.5** .06	**.11 kg** .24 lb	**20.637** .8125	15125T: TAPERED BORE
15103-S	**26.162** 1.0300	**19.939** .7850	**.8** .03	**.21 kg** .47 lb	**15250**	**63.500** 2.5000	**15.875** .6250	**1.3** .05	**.11 kg** .24 lb	**20.637** .8125	NA15125-SW: FRONTFACE CHAMFER SHOULDER ON OD BACKFACE SLOTS IN FRONTFACE
15106	**26.988** 1.0625	**20.638** .8125	**.8** .03	**.20 kg** .45 lb	***15250-B**	**63.500** 2.5000	**15.875** .6250	**1.3** .05	**.13 kg** .28 lb	**8.730** .3437	
15112	**28.575** 1.1250	**20.638** .8125	**3.5** .14	**.19 kg** .42 lb	**15250R**	**63.500** 2.5000	**14.288** .5625	**1.3** .05	**.10 kg** .21 lb	**19.050** .7500	15250-B : FLANGE ON OD FRONTFACE, BEARING WIDTH IS T1 DIMENSION
15113	**28.575** 1.1250	**20.638** .8125	**.8** .03	**.19 kg** .43 lb	***15250RB**	**63.500** 2.5000	**15.875** .6250	**1.3** .05	**.11 kg** .25 lb	**20.637** .8125	15250RB : GROOVE IN OD FRONTFACE
15116	**30.112** 1.1855	**20.638** .8125	**.8** .03	**.18 kg** .40 lb	**15250X**	**63.500** 2.5000	**15.875** .6250	**1.5** .06	**.11 kg** .24 lb	**20.637** .8125	15251D : GROOVE IN OD CENTER HOLES IN OD CENTER
15117	**29.987** 1.1806	**20.638** .8125	**1.3** .05	**.18 kg** .40 lb	***15251D**	**63.500** 2.5000	**36.512** 1.4375	**.8** .03	**.27 kg** .59 lb	**46.037** 1.8125	K33867 : SPECIAL RADIUS ON LEFTFACE OD SPECIAL RADIUS ON RIGHTFACE OD
15117X	**30.000** 1.1811	**20.638** .8125	**1.5** .06	**.18 kg** .40 lb	**15287XD**	**73.025** 2.8750	**38.100** 1.5000	**.8** .03	**.55 kg** 1.21 lb	**42.669** 1.6799	
15118	**30.213** 1.1895	**20.638** .8125	**3.5** .14	**.18 kg** .39 lb	***T70125**	**88.900** 3.5000	**49.212** 1.9375	**spcl.** spcl.	**1.40 kg** 3.09 lb	**46.291** 1.8225	T70125 : SPECIAL RADIUS ON LEFTFACE OD SPECIAL RADIUS ON RIGHTFACE OD
15119	**30.213** 1.1895	**20.638** .8125	**1.5** .06	**.18 kg** .40 lb							
15120	**30.213** 1.1895	**20.638** .8125	**.8** .03	**.18 kg** .40 lb							
15120A	**30.175** 1.1880	**20.638** .8125	**.5** .02	**.18 kg** .40 lb							
15125	**31.750** 1.2500	**20.638** .8125	**3.5** .14	**.16 kg** .36 lb							
***15125T**	**31.750** 1.2500	**20.638** .8125	**1.5** .06	**.17 kg** .38 lb							
15126	**31.750** 1.2500	**20.638** .8125	**.8** .03	**.17 kg** .37 lb							
***NA15125-SW**	**31.750** 1.2500	**22.225** .8750	**2.3** .09	**-** -	***15251D**	**63.500** 2.5000	**36.512** 1.4375	**.8** .03	**.27 kg** .59 lb	**44.450** 1.7500	
					15287XD	**73.025** 2.8750	**38.100** 1.5000	**.8** .03	**.55 kg** 1.21 lb	**44.450** 1.7500	
					***K33867**	**88.900** 3.5000	**49.212** 1.9375	**spcl.** spcl.	**1.40 kg** 3.09 lb	**44.450** 1.7500	
					***T70125**	**88.900** 3.5000	**49.212** 1.9375	**spcl.** spcl.	**1.40 kg** 3.09 lb	**44.450** 1.7500	

15000 SERIES CONTINUED ON NEXT PAGE

¨These Maximum Fillet Radii will be cleared by the Cone or Cup Radii.
†Bore or O.D. shown are maximum dimensions. *See Remarks Column.

CONE Number	CONE BORE d	CONE WIDTH B	Max Shaft Fillet Radii R ¨	Weight	CUP Number	CUP OUTSIDE DIA D	CUP WIDTH C	Max Hs'ng Fillet Radii r ¨	Weight	BEARING WIDTH T	Remarks
15000 Series (cont)					**K154600**	**83.500**	**49.212**	**3.3**	**1.18 kg**	**44.450**	
						3.2874	1.9375	.13	2.60 lb	1.7500	
					K426867	**85.725**	**49.212**	**3.3**	**1.23 kg**	**44.450**	
						3.3750	1.9375	.13	2.72 lb	1.7500	
15100-SR	**25.400**	**19.050**	**1.3**	**.20 kg**	15100-SR and grouped cones may be paired with all single cups corresponding to 15100 and will require -.889 mm (-.0350 in) to be added to the T-width values.						
	1.0000	.7500	.05	.45 lb							
15112R	**28.575**	**19.050**	**3.5**	**.18 kg**	15100-SR and grouped cones may be paired with all double cups corresponding to 15100 and will require -1.778 mm (-.0700 in) to be added to the T-width values.						
	1.1250	.7500	.14	.39 lb							
15115	**29.987**	**19.050**	**1.3**	**.17 kg**							
	1.1806	.7500	.05	.38 lb							
15118R	**30.213**	**19.050**	**3.5**	**.17 kg**							
	1.1895	.7500	.14	.37 lb							
***15121T**	**30.958**	**19.050**	**1.5**	**.16 kg**							
	1.2188	.7500	.06	.36 lb							
***15123**	**31.750**	**19.050**	**spcl.**	**.15 kg**							
	1.2500	.7500	spcl.	.33 lb							
***NA15117-SW**	**30.005**	**25.400**	**.8**	**.46 kg**	NA15117-SW may be paired with all double cups corresponding to NA15125-SW and will require 6.350 mm (.2500 in) to be added to the T-width values.						
	1.1813	1.0000	.03	1.01 lb							
***NA15118-SW**	**30.000**	**25.375**	**3.5**	**.46 kg**	NA15118-SW may be paired with all double cups corresponding to NA15125-SW and will require 6.300 mm (.2480 in) to be added to the T-width values.						
	1.1811	.9990	.14	1.01 lb							
15500 Series											15575T: TAPERED BORE
***15575T**	**23.812**	**17.462**	**1.5**	**.16 kg**	***15520-B**	**57.150**	**13.495**	**1.5**	**.09 kg**	**7.937**	15520-B : FLANGE ON OD FRONTFACE, BEARING WIDTH IS T1 DIMENSION
	.9375	.6875	.06	.34 lb		2.2500	.5313	.06	.20 lb	.3125	
15578	**25.400**	**17.462**	**1.3**	**.15 kg**	***15520RB**	**57.150**	**13.495**	**1.5**	**.07 kg**	**17.462**	
	1.0000	.6875	.05	.32 lb		2.2500	.5313	.06	.15 lb	.6875	15520RB : GROOVE IN OD FRONTFACE
15579X	**25.987**	**17.462**	**3.5**	**.14 kg**	**15520**	**57.150**	**13.495**	**1.5**	**.07 kg**	**17.462**	
	1.0231	.6875	.14	.31 lb		2.2500	.5313	.06	.15 lb	.6875	15523RB : GROOVE IN OD FRONTFACE
15580	**26.988**	**17.462**	**3.5**	**.13 kg**	**15522A**	**59.530**	**15.083**	**3.3**	**.10 kg**	**19.446**	
	1.0625	.6875	.14	.30 lb		2.3437	.5938	.13	.22 lb	.7656	
†J15585	**28.000**	**17.462**	**3.5**	**.13 kg**	***15523RB**	**60.325**	**15.875**	**1.5**	**.12 kg**	**19.842**	
	1.1024	.6875	.14	.29 lb		2.3750	.6250	.06	.26 lb	.7812	
15590	**28.575**	**17.462**	**3.5**	**.12 kg**	**15523**	**60.325**	**15.875**	**1.5**	**.12 kg**	**19.842**	
	1.1250	.6875	.14	.27 lb		2.3750	.6250	.06	.27 lb	.7812	
15574A	**23.812**	**18.654**	**.8**	**.16 kg**	15574A and grouped cones may be paired with all single cups corresponding to 15575T and will require 1.191 mm (.0469 in) to be added to the T-width values.						
	.9375	.7344	.03	.36 lb							
15579A	**26.162**	**18.654**	**.8**	**.15 kg**							
	1.0300	.7344	.03	.33 lb							
15575X	**23.812**	**18.161**	**.8**	**.16 kg**	15575X may be paired with all single cups corresponding to 15575T and will require 1.016 mm (.0400 in) to be added to the T-width values.						
	.9375	.7150	.03	.36 lb							
16000 Series											16284-B : FLANGE ON OD FRONTFACE, BEARING WIDTH IS T1 DIMENSION
16131	**33.338**	**20.638**	**3.5**	**.25 kg**	**16282**	**72.000**	**14.237**	**1.5**	**.12 kg**	**19.000**	
	1.3125	.8125	.14	.56 lb		2.8346	.5605	.06	.27 lb	.7480	
16137	**34.925**	**20.638**	**3.5**	**.24 kg**	**16283**	**72.238**	**19.050**	**2.3**	**.18 kg**	**23.813**	
	1.3750	.8125	.14	.53 lb		2.8440	.7500	.09	.40 lb	.9375	
16143	**36.512**	**20.638**	**3.5**	**.22 kg**	***16284-B**	**72.238**	**15.875**	**.8**	**.16 kg**	**8.733**	
	1.4375	.8125	.14	.49 lb		2.8440	.6250	.03	.35 lb	.3438	
16150	**38.100**	**20.638**	**3.5**	**.21 kg**	**16284**	**72.238**	**15.875**	**1.3**	**.14 kg**	**20.638**	
	1.5000	.8125	.14	.46 lb		2.8440	.6250	.05	.32 lb	.8125	
16151	**38.100**	**20.638**	**2.3**	**.21 kg**	**†J16285**	**72.014**	**16.637**	**.4**	**.15 kg**	**21.400**	
	1.5000	.8125	.09	.47 lb		2.8352	.6550	.02	.34 lb	.8425	
†J16154	**39.000**	**20.638**	**3.5**	**.21 kg**							
	1.5354	.8125	.14	.46 lb							
JP16000 Series											JP16010-B : FLANGE ON OD FRONTFACE, BEARING WIDTH IS T1 DIMENSION
†JP16049	**160.000**	**30.000**	**3.0**	**2.32 kg**	**†JP16010**	**220.000**	**23.000**	**3.0**	**.85 kg**	**32.000**	
	6.2992	1.1811	.12	5.12 lb		8.6614	.9055	.12	1.86 lb	1.2598	
					***†JP16010-B**	**220.000**	**23.000**	**3.0**	**1.00 kg**	**15.000**	
						8.6614	.9055	.12	2.20 lb	0.5906	

¨These Maximum Fillet Radii will be cleared by the Cone or Cup Radii.
†Bore or O.D. shown are maximum dimensions. *See Remarks Column.

JP16000 SERIES CONTINUED ON NEXT PAGE

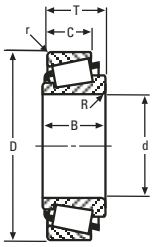

SINGLE ROW

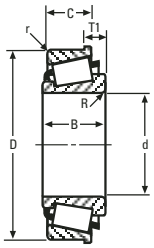

SINGLE ROW WITH FLANGE

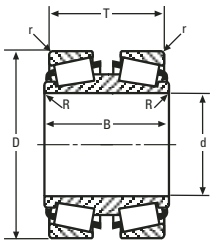

DOUBLE CONE

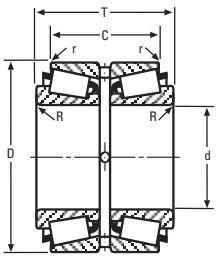

DOUBLE CUP

CONE Number	CONE BORE d	CONE WIDTH B	Max Shaft Fillet Radii R ¨	Weight	CUP Number	CUP OUTSIDE DIA D	CUP WIDTH C	Max Hs'ng Fillet Radii r ¨	Weight	BEARING WIDTH T	Remarks
JP16000 Series (cont)											
†JP16043P	SEE HYDRA-RIB BEARING SECTION				**†JP16019HR**	SEE HYDRA-RIB BEARING SECTION					
†JP16049P											
16500 Series											
16579	**31.750** 1.2500	**22.225** .8750	**1.5** .06	**.25 kg** .55 lb	**16522**	**68.262** 2.6875	**17.462** .6875	**.8** .03	**.14 kg** .30 lb	**22.225** .8750	
16582	**33.338** 1.3125	**22.225** .8750	**1.5** .06	**.23 kg** .52 lb							
16900 Series											
16986	**42.987** 1.6924	**19.837** .7810	**1.5** .06	**.25 kg** .56 lb	**16929**	**74.988** 2.9523	**14.288** .5625	**1.3** .05	**.10 kg** .23 lb	**19.367** .7625	
17000 Series											17117TD: TAPERED BORE
17098	**24.981** .9835	**16.566** .6522	**1.5** .06	**.16 kg** .36 lb	**17244**	**62.000** 2.4409	**14.288** .5625	**1.5** .06	**.09 kg** .20 lb	**16.002** .6300	17244-B: FLANGE ON OD FRONTFACE, BEARING WIDTH IS T1 DIMENSION
17098X	**25.000** .9843	**16.566** .6522	**1.5** .06	**.16 kg** .36 lb	**17244A**	**61.981** 2.4402	**14.288** .5625	**1.5** .06	**.09 kg** .20 lb	**16.002** .6300	17245D: GROOVE IN OD CENTER HOLES IN OD CENTER
17118	**29.987** 1.1806	**16.566** .6522	**1.5** .06	**.14 kg** .30 lb	***17244-B**	**62.000** 2.4409	**14.288** .5625	**1.5** .06	**.10 kg** .23 lb	**5.270** .2075	
17118-S	**30.000** 1.1811	**16.566** .6522	**1.5** .06	**.14 kg** .30 lb	***17245D**	**62.000** 2.4409	**36.258** 1.4275	**.8** .03	**.25 kg** .55 lb	**39.687** 1.5625	
17119	**30.162** 1.1875	**16.566** .6522	**1.5** .06	**.14 kg** .30 lb	**17245XA**	**62.000** 2.4409	**15.977** .6290	**1.5** .06	**.10 kg** .22 lb	**17.455** .6872	
17119W	**30.162** 1.1875	**16.566** .6522	**1.5** .06	**.13 kg** .28 lb							
17116D	**30.162** 1.1875	**34.925** 1.3750	**.8** .03	**.37 kg** .83 lb	**17244**	**62.000** 2.4409	**14.288** .5625	**1.5** .06	**.09 kg** .20 lb	**33.797** 1.3306	
***17117TD**	**30.140** 1.1866	**34.925** 1.3750	**.8** .03	**.38 kg** .85 lb	**17244A**	**61.981** 2.4402	**14.288** .5625	**1.5** .06	**.09 kg** .20 lb	**33.797** 1.3306	
					17245XA	**62.000** 2.4409	**15.977** .6290	**1.5** .06	**.10 kg** .22 lb	**36.703** 1.4450	
NA17098	**24.981** .9835	**19.842** .7812	**1.5** .06	**.36 kg** .80 lb	***17245D**	**62.000** 2.4409	**36.258** 1.4275	**.8** .03	**.25 kg** .55 lb	**39.685** 1.5624	
JP17000 Series											JP17049P: GROOVE IN OD BACKFACE
†JP17049	**170.000** 6.6929	**30.000** 1.1811	**3.0** .12	**2.51 kg** 5.53 lb	***†JP17010-B**	**230.000** 9.0551	**23.000** .9055	**3.0** .12	**1.03 kg** 2.28 lb	**15.000** .5905	JP17010-B : FLANGE ON OD FRONTFACE, BEARING WIDTH IS T1 DIMENSION
					†JP17010	**230.000** 9.0551	**23.000** .9055	**3.0** .12	**.92 kg** 2.02 lb	**32.000** 1.2598	
†JP17049P	SEE HYDRA-RIB BEARING SECTION				**†JP17019HR**	SEE HYDRA-RIB BEARING SECTION					
17400 Series											17481: NO SMALL RIB
***17481**	**13.495** .5313	**14.288** .5625	**1.5** .06	**-** -	***17420DB**	**39.688** 1.5625	**25.400** 1.0000	**.8** .03	**.10 kg** .21 lb	**31.750** 1.2500	17420DB : FLANGE ON OD RIGHTFACE
17400 Series											
17481					**17420DB**	SEE MULTI-ROW STEERING GEAR BEARING SECTION					
17482											
17483	SEE MULTI-ROW STEERING GEAR BEARING SECTION										
17484											
17485											
17486											
17500 Series											17581: BROKEN FRONTFACE ID
17580	**15.875** .6250	**16.670** .6563	**1.5** .06	**.07 kg** .16 lb	***17520-B**	**42.862** 1.6875	**13.495** .5313	**1.5** .06	**.05 kg** .12 lb	**6.350** .2500	NO SMALL RIB SPECIAL BACKFACE RADIUS
					17520	**42.862** 1.6875	**3.495** .5313	**1.5** .06	**.05 kg** .10 lb	**16.670** .6563	
***17581**	**15.875** .6250	**15.095** .5943	**1.5** .06	**-** -	**17520**	**42.862** 1.6875	**13.495** .5313	**1.5** .06	**.05 kg** .10 lb	**16.670** .6563	

17500 SERIES CONTINUED ON NEXT PAGE

¨These Maximum Fillet Radii will be cleared by the Cone or Cup Radii.
†Bore or O.D. shown are maximum dimensions. *See Remarks Column.

CONE Number	CONE BORE d	CONE WIDTH B	Max Shaft Fillet Radii R ¨	Weight	CUP Number	CUP OUTSIDE DIA D	CUP WIDTH C	Max Hs'ng Fillet Radii r ¨	Weight	BEARING WIDTH T	Remarks
17500 Series (cont)					***17520-B**	**42.862** 1.6875	**13.495** .5313	**1.5** .06	**.05 kg** .12 lb	**6.350** .2500	17520-B : FLANGE ON OD FRONTFACE, BEARING WIDTH IS T1 DIMENSION
					***17520DB**	**42.862** 1.6875	**26.988** 1.0625	**.8** .03	**.11 kg** .24 lb	**33.338** 1.3125	17520DB : FLANGE ON OD RIGHTFACE
17581											
17582											
17583	SEE MULTI-ROW STEERING GEAR BEARING SECTION				**17520DB**	SEE MULTI-ROW STEERING GEAR BEARING SECTION					
17584											
17800 Series											17883: EXTENDED LARGE RIB SHOULDER ON OD BACKFACE SPECIAL BACKFACE CHAMFER
***17883**	**39.688** 1.5625	**31.354** 1.2344	**3.8** .15	**.46 kg** 1.01 lb	**17830**	**79.375** 3.1250	**15.875** .6250	**2.0** .08	**.13 kg** .29 lb	**31.354** 1.2344	
***17884**	**44.450** 1.7500	**33.553** 1.3210	**.8** .03	**.39 kg** .86 lb	**17831**	**79.985** 3.1490	**15.080** .5937	**1.3** .05	**.13 kg** .29 lb	**30.559** 1.2031	17884: EXTENDED LARGE RIB SHOULDER ON OD BACKFACE
***17888**	**44.450** 1.7500	**31.354** 1.2344	**3.8** .15	**.38 kg** .84 lb							17888: EXTENDED LARGE RIB SHOULDER ON OD BACKFACE SPECIAL BACKFACE CHAMFER
17886	**42.987** 1.6924	**20.638** .8125	**1.5** .06	**.30 kg** .65 lb	17886 and grouped cones may be paired with all single cups corresponding to 17883 and will require -10.716 mm (-.4219 in) to be added to the T-width values.						
17887	**45.230** 1.7807	**20.638** .8125	**2.0** .08	**.27 kg** .59 lb							
18000 Series											18200XX: MADE FROM VACUUM MELT STEEL
18200	**50.800** 2.0000	**18.263** .7190	**1.5** .06	**.27 kg** .59 lb	**18335X**	**85.000** 3.3465	**12.500** .4921	**1.5** .06	**.12 kg** .27 lb	**19.050** .7500	18337-B : FLANGE ON OD FRONTFACE, BEARING WIDTH IS T1 DIMENSION
***18200XX**	**50.800** 2.0000	**18.263** .7190	**1.5** .06	**.27 kg** .59 lb	**18335E**	**85.000** 3.3465	**18.000** .7087	**1.5** .06	**.15 kg** .32 lb	**24.500** .9646	18337XX : MADE FROM VACUUM MELT STEEL
18204X	**52.000** 2.0472	**18.263** .7190	**2.0** .08	**.25 kg** .55 lb	***18337-B**	**85.725** 3.3750	**12.700** .5000	**1.5** .06	**.15 kg** .34 lb	**9.906** .3900	
					***18337XX**	**85.725** 3.3750	**12.700** .5000	**1.5** .06	**.13 kg** .29 lb	**19.050** .7500	
					18337	**85.725** 3.3750	**12.700** .5000	**1.5** .06	**.13 kg** .29 lb	**19.050** .7500	
					18352	**88.900** 3.5000	**19.050** .7500	**1.5** .06	**.24 kg** .54 lb	**20.637** .8125	
JP18000 Series											JP18049-S: HOLES IN BACKFACE TO UNDERCUT
†JP18049	**180.000** 7.0866	**30.000** 1.1811	**3.0** .12	**2.61 kg** 5.77 lb	***†JP18010-B**	**240.000** 9.4488	**23.000** .9055	**3.0** .12	**1.12 kg** 2.47 lb	**15.000** .5905	JP18010-B : FLANGE ON OD FRONTFACE, BEARING WIDTH IS T1 DIMENSION
***†JP18049-S**	**180.000** 7.0866	**30.000** 1.1811	**3.0** .12	**2.61 kg** 5.75 lb	**†JP18010**	**240.000** 9.4488	**23.000** .9055	**3.0** .12	**.97 kg** 2.15 lb	**32.000** 1.2598	
†JP18049P	SEE HYDRA-RIB SECTION				**†JP18019HR**	SEE HYDRA-RIB SECTION					
18500 Series											
18587	**39.688** 1.5625	**17.462** .6875	**.8** .03	**.21 kg** .47 lb	**18520**	**73.025** 2.8750	**12.700** .5000	**1.5** .06	**.08 kg** .18 lb	**16.667** .6562	
18590	**41.275** 1.6250	**17.462** .6875	**3.5** .14	**.19 kg** .43 lb							
18591	**41.275** 1.6250	**17.462** .6875	**1.3** .05	**.20 kg** .44 lb							
18600 Series											18620-B : FLANGE ON OD FRONTFACE, BEARING WIDTH IS T1 DIMENSION SPECIAL RADIUS ON BACKFACE OD
18685	**44.450** 1.7500	**17.462** .6875	**2.8** .11	**.22 kg** .49 lb	***18620-B**	**79.375** 3.1250	**13.495** .5313	**1.5** .06	**.14 kg** .32 lb	**7.538** .2968	
18690	**46.038** 1.8125	**17.462** .6875	**2.8** .11	**.21 kg** .46 lb	**18620**	**79.375** 3.1250	**13.495** .5313	**1.5** .06	**.12 kg** .27 lb	**17.462** .6875	
					18620XD	**79.375** 3.1250	**33.338** 1.3125	**.8** .03	**.31 kg** .68 lb	**41.272** 1.6249	18620D : GROOVE IN OD CENTER HOLES IN OD CENTER

¨These Maximum Fillet Radii will be cleared by the Cone or Cup Radii.
†Bore or O.D. shown are maximum dimensions. *See Remarks Column.

18600 SERIES CONTINUED ON NEXT PAGE

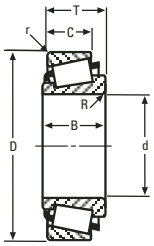

SINGLE ROW

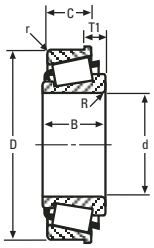

SINGLE ROW WITH FLANGE

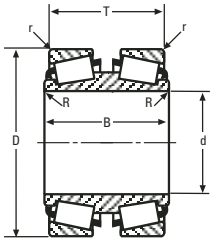

DOUBLE CONE

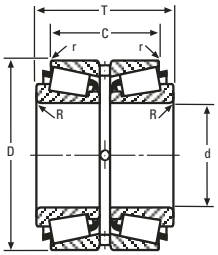

DOUBLE CUP

CONE Number	CONE BORE d	CONE WIDTH B	Max Shaft Fillet Radii R ¨	Weight	CUP Number	CUP OUTSIDE DIA D	CUP WIDTH C	Max Hs'ng Fillet Radii r ¨	Weight	BEARING WIDTH T	Remarks
18600 Series (cont)					***18620DC**	**79.375** 3.1250	**33.338** 1.3125	**.8** .03	**.31 kg** .68 lb	**41.272** 1.6249	18620DC : HOLES IN OD CENTER
					***18620D**	**79.375** 3.1250	**33.338** 1.3125	**.8** .03	**.31 kg** .68 lb	**41.272** 1.6249	
					18621XD	**79.375** 3.1250	**74.615** 2.9376	**.8** .03	**.82 kg** 1.80 lb	**82.549** 3.2500	
NA18685	**44.450** 1.7500	**20.635** .8124	**2.8** .11	**-** -	**18620XD**	**79.375** 3.1250	**33.338** 1.3125	**.8** .03	**.31 kg** .68 lb	**41.270** 1.6248	
					***18620DC**	**79.375** 3.1250	**33.338** 1.3125	**.8** .03	**.31 kg** .68 lb	**41.270** 1.6248	
					***18620D**	**79.375** 3.1250	**33.338** 1.3125	**.8** .03	**.31 kg** .68 lb	**41.270** 1.6248	
					18621XD	**79.375** 3.1250	**74.615** 2.9376	**.8** .03	**.82 kg** 1.80 lb	**41.270** 1.6248	
18700 Series											18720-B : FLANGE ON OD FRONTFACE, BEARING WIDTH IS T1 DIMENSION
18780	**46.038** 1.8125	**17.462** .6875	**2.3** .09	**.29 kg** .63 lb	***18720-B**	**85.000** 3.3465	**13.495** .5313	**1.5** .06	**.17 kg** .37 lb	**7.539** .2968	
18790	**50.800** 2.0000	**17.462** .6875	**3.5** .14	**.23 kg** .51 lb	**18720**	**85.000** 3.3465	**13.495** .5313	**1.5** .06	**.13 kg** .29 lb	**17.462** .6875	
					18721	**83.312** 3.2800	**13.495** .5313	**.8** .03	**.11 kg** .25 lb	**17.462** .6875	
					18723	**88.900** 3.5000	**16.670** .6563	**1.3** .05	**.25 kg** .55 lb	**20.637** .8125	
					18724	**88.900** 3.5000	**13.495** .5313	**1.3** .05	**.19 kg** .42 lb	**17.462** .6875	
19000 Series											19137DA: ASYMMETRICAL BEARING HOLES IN OD LEFTFACE
***19137DA**	**34.925** 1.3750	**64.295** 2.5313	**.8** .03	**.57 kg** 1.25 lb	**19262**	**66.675** 2.6250	**11.908** .4688	**.8** .03	**.06 kg** .13 lb	**31.750** 1.2500	
***19137DAA**	**34.925** 1.3750	**64.295** 2.5313	**.8** .03	**.57 kg** 1.25 lb	**19267X**	**68.000** 2.6772	**12.000** .4724	**1.5** .06	**.07 kg** .16 lb	**32.040** 1.2614	19137DAA: ASYMMETRICAL BEARING HOLES IN OD LEFTFACE
***19137DE**	**34.925** 1.3750	**76.200** 3.0000	**.8** .03	**.60 kg** 1.33 lb	**19268**	**68.262** 2.6875	**11.908** .4688	**1.5** .06	**.07 kg** .16 lb	**31.750** 1.2500	19137DE: EXTENDED SMALL RIB
***19137DEE**	**34.925** 1.3750	**76.200** 3.0000	**.8** .03	**.60 kg** 1.33 lb	**19268X**	**68.275** 2.6880	**16.032** .6312	**1.5** .06	**.11 kg** .25 lb	**40.000** 1.5748	19137DEE: EXTENDED SMALL RIB
***19138DE**	**35.000** 1.3780	**76.200** 3.0000	**.8** .03	**.66 kg** 1.45 lb	**19269**	**68.262** 2.6875	**16.030** .6311	**1.5** .06	**.11 kg** .24 lb	**39.995** 1.5746	19138DE: EXTENDED SMALL RIB
***19138DEE**	**35.000** 1.3780	**76.200** 3.0000	**.8** .03	**.66 kg** 1.45 lb	**19281**	**71.438** 2.8125	**11.908** .4688	**1.0** .04	**.11 kg** .23 lb	**31.750** 1.2500	19138DEE: EXTENDED SMALL RIB
***19143DA**	**36.512** 1.4375	**64.295** 2.5313	**.8** .03	**.53 kg** 1.16 lb	**19282**	**71.438** 2.8125	**15.875** .6250	**1.5** .06	**.14 kg** .30 lb	**34.925** 1.3750	19143DA: ASYMMETRICAL BEARING HOLES IN OD LEFTFACE
***19143DAA**	**36.512** 1.4375	**64.295** 2.5313	**.8** .03	**.53 kg** 1.16 lb	**19283**	**72.000** 2.8346	**14.288** .5625	**1.5** .06	**.13 kg** .29 lb	**34.036** 1.3400	
***19143DE**	**36.512** 1.4375	**76.200** 3.0000	**.8** .03	**.55 kg** 1.22 lb	**19283X**	**72.000** 2.8346	**14.288** .5625	**2.0** .08	**.13 kg** .29 lb	**34.036** 1.3400	19143DAA: ASYMMETRICAL BEARING HOLES IN OD LEFTFACE
***19143DEE**	**36.512** 1.4375	**76.200** 3.0000	**.8** .03	**.55 kg** 1.22 lb							19143DE: EXTENDED SMALL RIB
19138	**34.976** 1.3770	**16.520** .6504	**1.5** .06	**.19 kg** .41 lb	**19262**	**66.675** 2.6250	**11.908** .4688	**.8** .03	**.06 kg** .13 lb	**15.875** .6250	19143DEE: EXTENDED SMALL RIB
19138A	**4.976** 1.3770	**16.520** .6504	**1.5** .06	**.19 kg** .41 lb	**19267X**	**68.000** 2.6772	**12.000** .4724	**1.5** .06	**.07 kg** .16 lb	**16.020** .6307	19146TD: ASYMMETRICAL BEARING TAPERED BORE
19138X	**35.000** 1.3780	**16.520** .6504	**2.0** .08	**.19 kg** .41 lb	**19268**	**68.262** 2.6875	**11.908** .4688	**1.5** .06	**.07 kg** .16 lb	**15.875** .6250	19268-B : FLANGE ON OD FRONTFACE, BEARING WIDTH IS T1 DIMENSION
19143	**36.512** 1.4375	**16.520** .6504	**1.5** .06	**.18 kg** .39 lb	***19268-B**	**68.262** 2.6875	**11.908** .4688	**1.5** .06	**.09 kg** .19 lb	**7.539** .2968	19283-B : FLANGE ON OD FRONTFACE, BEARING WIDTH IS T1 DIMENSION
19149X	**38.000** 1.4961	**16.520** .6504	**2.0** .08	**.16 kg** .36 lb	**19268X**	**68.275** 2.6880	**16.032** .6312	**1.5** .06	**.11 kg** .25 lb	**20.000** .7874	
19150	**38.100** 1.5000	**16.520** .6504	**1.5** .06	**.17 kg** .37 lb	**19269**	**68.262** 2.6875	**16.030** .6311	**1.5** .06	**.11 kg** .24 lb	**19.997** .7873	
19153X	**38.496** 1.5156	**16.520** .6504	**1.3** .05	**.16 kg** .36 lb	**19281**	**71.438** 2.8125	**11.908** .4688	**1.0** .04	**.11 kg** .23 lb	**15.875** .6250	
					19282	**71.438** 2.8125	**15.875** .6250	**1.5** .06	**.14 kg** .30 lb	**17.462** .6875	
					19283	**72.000** 2.8346	**14.288** .5625	**1.5** .06	**.13 kg** .29 lb	**17.018** .6700	

19000 SERIES CONTINUED ON NEXT PAGE

¨These Maximum Fillet Radii will be cleared by the Cone or Cup Radii.
†Bore or O.D. shown are maximum dimensions. *See Remarks Column.

CONE Number	CONE BORE d	CONE WIDTH B	Max Shaft Fillet Radii R ¨	Weight	CUP Number	CUP OUTSIDE DIA D	CUP WIDTH C	Max Hs'ng Fillet Radii r ¨	Weight	BEARING WIDTH T	Remarks
19000 Series (cont)					***19283-B**	**72.000** 2.8346	**14.288** .5625	**1.5** .06	**.14 kg** .32 lb	**6.286** .2475	
					19283X	**72.000** 2.8346	**14.288** .5625	**2.0** .08	**.13 kg** .29 lb	**17.018** .6700	
19144DW	**36.512** 1.4375	**49.200** 1.9370	**.8** .03	**.49 kg** 1.07 lb	19144DW and grouped cones may be paired with all single cups corresponding to 19137DA and will require 5.060 mm (.1992 in) to be added to the T-width values.						
19145D	**36.512** 1.4375	**38.100** 1.5000	**.8** .03	**.46 kg** 1.02 lb							
***19146TD**	**37.036** 1.4581	**38.100** 1.5000	**.8** .03	**.46 kg** 1.02 lb							
19152D	**38.100** 1.5000	**49.200** 1.9370	**.8** .03	**.45 kg** .99 lb							
JP20000 Series											
***†JP20049P**	SEE HYDRA-RIB BEARINGSECTION				**†JP20019HR**	SEE HYDRA-RIB BEARING SECTION					
LL20900 Series											LL20949NW: FRONTFACE CHAMFER SLOTS IN FRONTFACE
***LL20949NW**	**7.938** .3125	**11.176** .4375	**.8** .03	**.04 kg** .08 lb	**K103254**	**28.575** 1.1250	**21.463** .8450	**1.3** .05	**.05 kg** .11 lb	**22.225** .8750	
					***K444657**	**34.925** 1.3750	**21.463** .8450	**.8** .03	**.08 kg** .18 lb	**22.225** .8750	K444657: SPHERICAL OD
21000 Series											21212-B : FLANGE ON OD FRONTFACE, BEARING WIDTH IS T1 DIMENSION
21063	**15.875** .6250	**21.839** .8598	**.8** .03	**.17 kg** .37 lb	***21212-B**	**53.975** 2.1250	**15.875** .6250	**2.3** .09	**.11 kg** .24 lb	**10.318** .4062	21226D : GROOVE IN OD CENTER HOLES IN OD CENTER
21075	**19.050** .7500	**21.839** .8598	**1.5** .06	**.15 kg** .34 lb	**21212**	**53.975** 2.1250	**15.875** .6250	**2.3** .09	**.09 kg** .21 lb	**22.225** .8750	
21075A	**19.050** .7500	**21.839** .8598	**1.5** .06	**.15 kg** .34 lb	**21213**	**53.975** 2.1250	**15.875** .6250	**.5** .02	**.10 kg** .22 lb	**22.225** .8750	
21075X	**19.050** .7500	**21.839** .8598	**1.5** .06	**.16 kg** .34 lb	***21226D**	**57.150** 2.2500	**36.512** 1.4375	**.8** .03	**.31 kg** .68 lb	**49.213** 1.9375	
NA21075	**19.050** .7500	**24.608** .9688	**1.5** .06	**-** -	***21226D**	**57.150** 2.2500	**36.512** 1.4375	**.8** .03	**.31 kg** .68 lb	**49.215** 1.9376	
L21500 Series											
L21549	**15.875** .6250	**10.998** .4330	**1.3** .05	**.03 kg** .07 lb	**L21511**	**34.989** 1.3775	**8.712** .3430	**1.3** .05	**.02 kg** .04 lb	**10.998** .4330	
22000 Series											22150DA: ASYMMETRICAL BEARING HOLES IN OD LEFTFACE
***22150DA**	**38.100** 1.5000	**72.233** 2.8438	**.8** .03	**1.06 kg** 2.33 lb	**22325**	**82.550** 3.2500	**15.080** .5937	**1.5** .06	**.18 kg** .39 lb	**38.110** 1.5004	
***22150DAA**	**38.100** 1.5000	**72.233** 2.8438	**.8** .03	**1.06 kg** 2.33 lb							22150DAA: ASYMMETRICAL BEARING HOLES IN OD LEFTFACE
***22150DE**	**38.100** 1.5000	**85.725** 3.3750	**.8** .03	**1.14 kg** 2.52 lb							22150DE: EXTENDED SMALL RIB
***22150DEE**	**38.100** 1.5000	**85.725** 3.3750	**.8** .03	**1.14 kg** 2.52 lb							22150DEE: EXTENDED SMALL RIB
***22157DE**	**40.000** 1.5748	**85.725** 3.3750	**.8** .03	**1.08 kg** 2.37 lb							22157DE: EXTENDED SMALL RIB
***22157DEE**	**40.000** 1.5748	**85.725** 3.3750	**.8** .03	**-** -							22157DEE: EXTENDED SMALL RIB
***22162DA**	**41.275** 1.6250	**72.233** 2.8438	**.8** .03	**.94 kg** 2.08 lb							22162DA: ASYMMETRICAL BEARING HOLES IN OD LEFTFACE
***22162DAA**	**41.275** 1.6250	**72.233** 2.8438	**.8** .03	**.94 kg** 2.08 lb							
***22162DE**	**41.275** 1.6250	**85.725** 3.3750	**.8** .03	**1.01 kg** 2.23 lb							22162DAA: ASYMMETRICAL BEARING HOLES IN OD LEFTFACE
***22162DEE**	**41.275** 1.6250	**85.725** 3.3750	**.8** .03	**1.01 kg** 2.23 lb							22162DE: EXTENDED SMALL RIB
***22168DA**	**42.862** 1.6875	**72.233** 2.8438	**.8** .03	**.88 kg** 1.95 lb							22162DEE: EXTENDED SMALL RIB
***22168DAA**	**42.862** 1.6875	**72.233** 2.8438	**.8** .03	**.88 kg** 1.95 lb							22168DA: ASYMMETRICAL BEARING HOLES IN OD LEFTFACE
***22168DE**	**42.862** 1.6875	**85.725** 3.3750	**.8** .03	**.94 kg** 2.08 lb							
***22168DEE**	**42.862** 1.6875	**85.725** 3.3750	**.8** .03	**.94 kg** 2.08 lb							22168DAA: ASYMMETRICAL BEARING HOLES IN OD LEFTFACE

¨These Maximum Fillet Radii will be cleared by the Cone or Cup Radii.
†Bore or O.D. shown are maximum dimensions. *See Remarks Column.

22000 SERIES CONTINUED ON NEXT PAGE

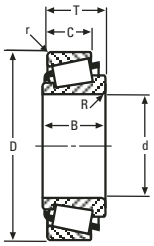

SINGLE ROW

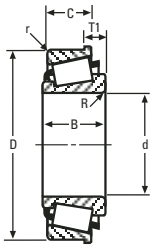

SINGLE ROW WITH FLANGE

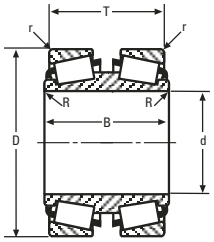

DOUBLE CONE

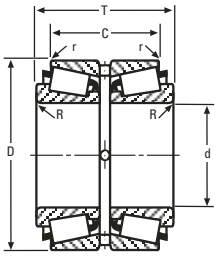

DOUBLE CUP

CONE Number	CONE BORE d	CONE WIDTH B	Max Shaft Fillet Radii R ¨	Weight	CUP Number	CUP OUTSIDE DIA D	CUP WIDTH C	Max Hs'ng Fillet Radii r ¨	Weight	BEARING WIDTH T	Remarks
22000 Series (cont)											
22168	**42.862** 1.6875	**19.837** .7810	**2.3** .09	**.27 kg** .59 lb	**22325**	**82.550** 3.2500	**15.080** .5937	**1.5** .06	**.18 kg** .39 lb	**19.842** .7812	22168DE: EXTENDED SMALL RIB
					***22325D**	**82.550** 3.2500	**34.925** 1.3750	**.8** .03	**.46 kg** 1.01 lb	**44.450** 1.7500	22168DEE: EXTENDED SMALL RIB 22325D : GROOVE IN OD CENTER HOLES IN OD CENTER
NA22171	**43.658** 1.7188	**22.225** .8750	**2.3** .09	**-** -	***22325D**	**82.550** 3.2500	**34.925** 1.3750	**.8** .03	**.46 kg** 1.01 lb	**44.450** 1.7500	
JP22000 Series											
***†JP22049E**	SEE HYDRA-RIB BEARING SECTION				***†JP22019HR**	SEE HYDRA-RIB BEARING SECTION					
L22300 Series											JL22349: FRONTFACE CHAMFER
***†JL22349**	**22.000** .8661	**14.400** .5669	**.8** .03	**.05 kg** .11 lb	**†JL22310**	**41.000** 1.6142	**11.400** .4488	**.8** .03	**.03 kg** .07 lb	**14.400** .5669	JL22349F: FRONTFACE CHAMFER
***†JL22349F**	**22.000** .8661	**14.400** .5669	**.8** .03	**-** -							
22700 Series											
22778	**41.275** 1.6250	**26.988** 1.0625	**3.5** .14	**.43 kg** .94 lb	**22720**	**82.550** 3.2500	**20.638** .8125	**3.3** .13	**.22 kg** .48 lb	**26.195** 1.0313	
22780	**42.862** 1.6875	**26.988** 1.0625	**3.5** .14	**.40 kg** .89 lb	**22721**	**82.550** 3.2500	**20.638** .8125	**.8** .03	**.23 kg** .50 lb	**26.195** 1.0313	
23000 Series											23256-B : FLANGE ON OD FRONTFACE, BEARING WIDTH IS T1 DIMENSION
23092	**23.812** .9375	**21.463** .8450	**1.5** .06	**.23 kg** .51 lb	**23250X**	**63.500** 2.5000	**14.681** .5780	**2.3** .09	**.11 kg** .24 lb	**21.691** .8540	
23098-S	**25.000** .9843	**21.463** .8450	**2.0** .08	**.22 kg** .49 lb	**23255X**	**65.000** 2.5591	**15.875** .6250	**2.0** .08	**.14 kg** .30 lb	**22.225** .8750	
23100	**25.400** 1.0000	**21.463** .8450	**1.5** .06	**.22 kg** .49 lb	***23256-B**	**65.088** 2.5625	**15.875** .6250	**1.5** .06	**.16 kg** .35 lb	**10.320** .4063	
					23256	**65.088** 2.5625	**15.875** .6250	**1.5** .06	**.14 kg** .31 lb	**22.225** .8750	
23101X	**25.400** 1.0000	**20.650** .8130	**2.3** .09	**.21 kg** .46 lb	23101X may be paired with all single cups corresponding to 23092 and will require -1.054 mm (-.0415 in) to be added to the T-width values.						
23400 Series											
23491	**31.750** 1.2500	**26.988** 1.0625	**1.5** .06	**.32 kg** .71 lb	**23420**	**68.262** 2.6875	**22.225** .8750	**1.5** .06	**.17 kg** .37 lb	**26.987** 1.0625	
23600 Series											23685: BROKEN FRONTFACE ID
***23685**	**31.750** 1.2500	**26.975** 1.0620	**3.5** .14	**.34 kg** .75 lb	**23620**	**73.025** 2.8750	**22.225** .8750	**1.5** .06	**.21 kg** .47 lb	**26.988** 1.0625	23690: BROKEN FRONTFACE ID
***23690**	**34.925** 1.3750	**26.975** 1.0620	**3.5** .14	**.31 kg** .67 lb	**23621**	**73.025** 2.8750	**22.225** .8750	**.8** .03	**.21 kg** .47 lb	**26.988** 1.0625	23691: BROKEN FRONTFACE ID
***23691**	**35.000** 1.3780	**26.975** 1.0620	**3.5** .14	**.31 kg** .67 lb							
23700 Series											
23790	**34.925** 1.3750	**26.988** 1.0625	**3.5** .14	**.32 kg** .70 lb	**23720**	**73.025** 2.8750	**22.225** .8750	**1.5** .06	**.20 kg** .44 lb	**26.988** 1.0625	
24000 Series											24262D : GROOVE IN OD CENTER HOLES IN OD CENTER
24112	**28.575** 1.1250	**18.974** .7470	**1.5** .06	**.19 kg** .42 lb	**24261**	**66.421** 2.6150	**15.875** .6250	**1.5** .06	**.12 kg** .27 lb	**19.052** .7501	
24118	**30.162** 1.1875	**18.974** .7470	**1.5** .06	**.18 kg** .40 lb	***24262D**	**66.421** 2.6150	**38.100** 1.5000	**.8** .03	**.31 kg** .69 lb	**44.453** 1.7501	
JP24000 Series											JP24049: FRONTFACE CHAMFER
***†JP24049**	**240.000** 9.4488	**39.000** 1.5354	**3.0** .12	**6.09 kg** 13.44 lb	**†JP24010**	**320.000** 12.5984	**30.000** 1.1811	**3.0** .12	**2.15 kg** 4.74 lb	**42.000** 1.6535	
24700 Series											NA24775-SW: BACKFACE CHAMFER EXTENDED LARGE RIB FRONTFACE CHAMFER SLOTS IN FRONTFACE
***NA24775-SW**	**38.100** 1.5000	**29.367** 1.1562	**spcl.** spcl.	**.74 kg** 1.64 lb	***24720D**	**76.200** 3.0000	**39.688** 1.5625	**.8** .03	**.37 kg** .83 lb	**58.735** 2.3124	
***NA24776-SW**	**38.100** 1.5000	**29.367** 1.1562	**.8** .03	**.78 kg** 1.73 lb	***24720DC**	**76.200** 3.0000	**39.688** 1.5625	**.8** .03	**.37 kg** .83 lb	**58.735** 2.3124	
					24720XD	**76.200** 3.0000	**39.688** 1.5625	**.8** .03	**.36 kg** .79 lb	**58.735** 2.3124	NA24776-SW: EXTENDED LARGE RIB FRONTFACE CHAMFER SLOTS IN FRONTFACE
					***T70124**	**101.600** 4.0000	**57.150** 2.2500	**6.0** .24	**1.73 kg** 3.81 lb	**58.735** 2.3124	

24700 SERIES CONTINUED ON NEXT PAGE

¨These Maximum Fillet Radii will be cleared by the Cone or Cup Radii.
†Bore or O.D. shown are maximum dimensions. *See Remarks Column.

CONE Number	CONE BORE d	CONE WIDTH B	Max Shaft Fillet Radii R ¨	Weight	CUP Number	CUP OUTSIDE DIA D	CUP WIDTH C	Max Hs'ng Fillet Radii r ¨	Weight	BEARING WIDTH T	Remarks
24700 Series (cont)											
					K78175	**107.950** 4.2500	**57.150** 2.2500	**3.3** .13	**2.20 kg** 4.84 lb	**58.735** 2.3124	24780: BROKEN FRONTFACE ID
					K97753	**101.600** 4.0000	**57.150** 2.2500	**3.3** .13	**1.73 kg** 3.81 lb	**58.735** 2.3124	24781: BROKEN FRONTFACE ID
					***K104606**	**101.600** 4.0000	**57.150** 2.2500	**3.2** .12	**2.28 kg** 5.03 lb	**58.735** 2.3124	24720-B : FLANGE ON OD FRONTFACE, BEARING WIDTH IS T1 DIMENSION
					***K107100**	**101.600** 4.0000	**57.150** 2.2500	**1.5** .06	**1.71 kg** 3.77 lb	**58.735** 2.3124	24720D : GROOVE IN OD CENTER HOLES IN OD CENTER
					***K302672**	**115.692** 4.5548	**57.150** 2.2500	**-** -	**2.05 kg** 4.53 lb	**58.735** 2.3124	24720DC : HOLES IN OD CENTER
					K444666	**101.600** 4.0000	**57.150** 2.2500	**3.3** .13	**1.73 kg** 3.81 lb	**58.735** 2.3124	T70124 : SPECIAL RADIUS ON LEFTFACE OD SPECIAL RADIUS ON RIGHTFACE OD
***24780**	**41.275** 1.6250	**23.020** .9063	**3.5** .14	**.28 kg** .61 lb	**24720**	**76.200** 3.0000	**17.462** .6875	**.8** .03	**.15 kg** .33 lb	**22.225** .8750	K104606 : FLANGE ON OD LEFTFACE
***24781**	**41.275** 1.6250	**23.020** .9063	**.8** .03	**.28 kg** .62 lb	***24720-B**	**76.200** 3.0000	**17.462** .6875	**.8** .03	**.17 kg** .38 lb	**9.525** .3750	K107100 : SPHERICAL OD
					***24720D**	**76.200** 3.0000	**39.688** 1.5625	**.8** .03	**.37 kg** .83 lb	**49.212** 1.9375	K302672 : TAPERED OD
					***24720DC**	**76.200** 3.0000	**39.688** 1.5625	**.8** .03	**.37 kg** .83 lb	**49.212** 1.9375	
					24720XD	**76.200** 3.0000	**39.688** 1.5625	**.8** .03	**.36 kg** .79 lb	**49.212** 1.9375	
					24721	**76.200** 3.0000	**20.638** .8125	**2.3** .09	**.19 kg** .41 lb	**25.400** 1.0000	
					24722	**76.200** 3.0000	**17.462** .6875	**3.3** .13	**.14 kg** .31 lb	**22.225** .8750	
					***T70124**	**101.600** 4.0000	**57.150** 2.2500	**6.0** .24	**1.73 kg** 3.81 lb	**49.439** 1.9464	
25000 Series											25289D : GROOVE IN OD CENTER HOLES IN OD CENTER
25132	**33.338** 1.3125	**18.923** .7450	**2.3** .09	**.46 kg** 1.02 lb	***25289D**	**73.025** 2.8750	**35.522** 1.3985	**.8** .03	**.38 kg** .85 lb	**42.863** 1.6875	
25500 Series											25580A: SPECIAL BACKFACE RADIUS
25570	**36.512** 1.4375	**25.400** 1.0000	**3.5** .14	**.45 kg** 1.00 lb	**25518**	**81.973** 3.2273	**19.114** .7525	**1.0** .04	**.18 kg** .40 lb	**23.876** .9400	25583: EXTENDED LARGE RIB
25572	**38.100** 1.5000	**25.400** 1.0000	**.8** .03	**.44 kg** .97 lb	**25519**	**82.550** 3.2500	**19.050** .7500	**2.0** .08	**.19 kg** .42 lb	**23.813** .9375	25584T: BROKEN FRONTFACE ID SPECIAL BACKFACE RADIUS TAPERED BORE
25576	**42.862** 1.6875	**25.400** 1.0000	**3.5** .14	**.37 kg** .82 lb	**25520**	**82.931** 3.2650	**19.050** .7500	**.8** .03	**.20 kg** .44 lb	**23.813** .9375	
25577	**42.875** 1.6880	**25.400** 1.0000	**3.5** .14	**.37 kg** .82 lb	***25520D**	**82.931** 3.2650	**47.625** 1.8750	**.8** .03	**.57 kg** 1.26 lb	**57.150** 2.2500	25520D: GROOVE IN OD CENTER HOLES IN OD CENTER
25577C	**42.875** 1.6880	**25.400** 1.0000	**3.5** .14	**.38 kg** .84 lb	***25520DC**	**82.931** 3.2650	**47.625** 1.8750	**.8** .03	**.57 kg** 1.26 lb	**57.150** 2.2500	
25578	**42.862** 1.6875	**25.400** 1.0000	**2.3** .09	**.38 kg** .83 lb	**25521**	**83.058** 3.2700	**19.050** .7500	**3.3** .13	**.19 kg** .43 lb	**23.813** .9375	25520DC: HOLES IN OD CENTER
25580	**44.450** 1.7500	**25.400** 1.0000	**3.5** .14	**.35 kg** .77 lb	***25521-B**	**83.058** 3.2700	**19.050** .7500	**spcl.** spcl.	**.22 kg** .49 lb	**8.733** .3438	25521-B: FLANGE ON OD FRONTFACE, BEARING WIDTH IS T1 DIMENSION SPECIAL RADIUS ON BACKFACE OD
***25580A**	**44.450** 1.7500	**25.400** 1.0000	**spcl.** spcl.	**.36 kg** .79 lb	**25522**	**83.058** 3.2700	**19.114** .7525	**2.0** .08	**.20 kg** .44 lb	**23.876** .9400	
25581	**44.450** 1.7500	**25.400** 1.0000	**.5** .02	**.36 kg** .79 lb	**25523**	**82.931** 3.2650	**22.225** .8750	**2.3** .09	**.24 kg** .54 lb	**26.988** 1.0625	25530RB: GROOVE IN OD FRONTFACE
25582	**44.450** 1.7500	**25.400** 1.0000	**5.0** .20	**.34 kg** .76 lb	**25524**	**82.931** 3.2650	**19.050** .7500	**2.3** .09	**.20 kg** .43 lb	**23.813** .9375	CN25540: SPECIAL RADIUS ON BACKFACE OD
25584	**44.983** 1.7710	**25.400** 1.0000	**1.5** .06	**.35 kg** .77 lb	**25526**	**85.000** 3.3465	**19.050** .7500	**2.3** .09	**.24 kg** .52 lb	**23.813** .9375	25547RB: GROOVE IN OD FRONTFACE
25584A	**44.988** 1.7712	**25.400** 1.0000	**3.5** .14	**.34 kg** .76 lb	**25527**	**85.000** 3.3465	**22.225** .8750	**2.3** .09	**.29 kg** .64 lb	**26.988** 1.0625	
***25584T**	**44.978** 1.7708	**25.400** 1.0000	**spcl.** spcl.	**.35 kg** .77 lb	**25528**	**92.075** 3.6250	**19.050** .7500	**.8** .03	**.39 kg** .86 lb	**23.813** .9375	
25590	**45.618** 1.7960	**25.400** 1.0000	**3.5** .14	**.33 kg** .74 lb	***25530RB**	**84.138** 3.3125	**19.050** .7500	**.8** .03	**.22 kg** .48 lb	**23.813** .9375	
25592	**46.038** 1.8125	**25.400** 1.0000	**3.5** .14	**.33 kg** .72 lb	***CN25540**	**90.488** 3.5625	**20.638** .8125	**spcl.** spcl.	**.20 kg** .45 lb	**24.606** .9688	

¨These Maximum Fillet Radii will be cleared by the Cone or Cup Radii.
†Bore or O.D. shown are maximum dimensions. *See Remarks Column.

25500 SERIES CONTINUED ON NEXT PAGE

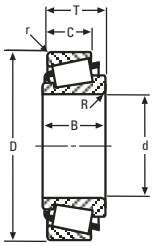

SINGLE ROW

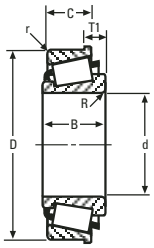

SINGLE ROW WITH FLANGE

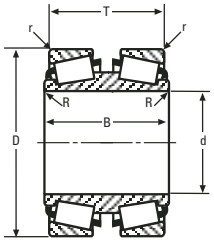

DOUBLE CONE

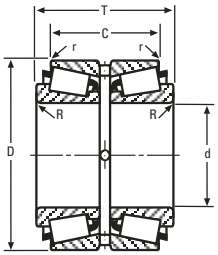

DOUBLE CUP

CONE Number	CONE BORE d	CONE WIDTH B	Max Shaft Fillet Radii R ¨	Weight	CUP Number	CUP OUTSIDE DIA D	CUP WIDTH C	Max Hs'ng Fillet Radii r ¨	Weight	BEARING WIDTH T	Remarks
25500 Series (cont)					***25547RB**	**99.995** 3.9368	**20.638** .8125	**.5** .02	**.68 kg** 1.50 lb	**25.400** 1.0000	
***25583**	**44.450** 1.7500	**35.878** 1.4125	**3.8** .15	**.47 kg** 1.04 lb	25583 may be paired with all single cups corresponding to 25570 and will require 10.478 mm (.4125 in) to be added to the T-width values. 25583 may be paired with all double cups corresponding to 25570 and will require 20.955 mm (.8250 in) to be added to the T-width values.						
25800 Series											25877T: TAPERED BORE
25877	**34.925** 1.3750	**24.608** .9688	**1.5** .06	**-** -	**25820**	**73.025** 2.8750	**19.050** .7500	**2.3** .09	**.16 kg** .36 lb	**23.813** .9375	
25877A	**34.925** 1.3750	**24.608** .9688	**.8** .03	**-** -	**25821**	**73.025** 2.8750	**19.050** .7500	**.8** .03	**.17 kg** .36 lb	**23.813** .9375	
***25877T**	**34.925** 1.3750	**24.608** .9688	**1.5** .06	**-** -							
25878	**34.925** 1.3750	**24.608** .9688	**3.5** .14	**-** -							
25880	**36.487** 1.4365	**24.608** .9688	**1.5** .06	**-** -							
26000 Series											NA26118-SW: FRONTFACE CHAMFER SLOTS IN FRONTFACE
26093	**23.812** .9375	**18.923** .7450	**2.3** .09	**.26 kg** .57 lb	**26274**	**69.723** 2.7450	**19.050** .7500	**1.5** .06	**.14 kg** .32 lb	**19.050** .7500	
26100	**25.400** 1.0000	**18.923** .7450	**1.5** .06	**.25 kg** .56 lb	***26282D**	**71.438** 2.8125	**36.512** 1.4375	**.4** .02	**.36 kg** .79 lb	**42.863** 1.6875	26282D: GROOVE IN OD CENTER HOLES IN OD CENTER
26112	**28.575** 1.1250	**18.923** .7450	**1.5** .06	**.23 kg** .51 lb	**26283**	**72.000** 2.8346	**15.875** .6250	**1.5** .06	**.16 kg** .35 lb	**19.000** .7480	26283-B: FLANGE ON OD FRONTFACE, BEARING WIDTH IS T1 DIMENSION
26118	**29.987** 1.1806	**18.923** .7450	**1.5** .06	**.22 kg** .49 lb	***26283-B**	**72.000** 2.8346	**15.875** .6250	**1.5** .06	**.17 kg** .38 lb	**7.087** .2790	26284D: GROOVE IN OD CENTER HOLES IN OD CENTER
26118-S	**30.000** 1.1811	**18.923** .7450	**1.5** .06	**.22 kg** .49 lb	**26283-S**	**72.000** 2.8346	**15.875** .6250	**2.0** .08	**.16 kg** .35 lb	**19.000** .7480	
26126	**32.004** 1.2600	**18.923** .7450	**1.5** .06	**.21 kg** .46 lb	***26284D**	**71.973** 2.8336	**36.512** 1.4375	**.8** .03	**.38 kg** .83 lb	**42.761** 1.6835	
26126X	**32.000** 1.2598	**18.923** .7450	**2.0** .08	**.21 kg** .46 lb	**26300**	**76.200** 3.0000	**15.875** .6250	**1.5** .06	**.22 kg** .49 lb	**19.000** .7480	
26131	**33.338** 1.3125	**18.923** .7450	**3.5** .14	**.19 kg** .43 lb	**26334**	**85.000** 3.3465	**15.875** .6250	**1.6** .06	**.36 kg** .79 lb	**19.000** .7480	
26131H	**33.338** 1.3125	**18.923** .7450	**3.5** .14	**.20 kg** .44 lb							
26132	**33.338** 1.3125	**18.923** .7450	**1.5** .06	**.20 kg** .44 lb							
NA26118	**29.987** 1.1806	**21.382** .8418	**1.5** .06	**.47 kg** 1.04 lb	***26282D**	**71.438** 2.8125	**36.512** 1.4375	**.4** .02	**.36 kg** .79 lb	**42.763** 1.6836	
***NA26118-SW**	**29.987** 1.1806	**21.382** .8418	**1.5** .06	**.46 kg** 1.02 lb	***26284D**	**71.973** 2.8336	**36.512** 1.4375	**.8** .03	**.38 kg** .83 lb	**42.763** 1.6836	
L26700 Series											JL26749F: SPECIAL BACKFACE RADIUS
***†JL26749F**	**32.000** 1.2598	**15.000** .5906	**spcl.** spcl.	**.08 kg** .17 lb	**†JL26710**	**53.000** 2.0866	**11.500** .4528	**1.3** .05	**.04 kg** .09 lb	**14.500** .5709	
26800 Series											26882T: TAPERED BORE
26877	**36.512** 1.4375	**25.400** 1.0000	**.8** .03	**.41 kg** .90 lb	**26820**	**80.167** 3.1562	**20.638** .8125	**3.3** .13	**.21 kg** .47 lb	**25.400** 1.0000	26822-B: FLANGE ON OD FRONTFACE, BEARING WIDTH IS T1 DIMENSION
26878	**38.100** 1.5000	**25.400** 1.0000	**.8** .03	**.39 kg** .86 lb	**26821**	**80.167** 3.1562	**24.608** .9688	**3.3** .13	**.27 kg** .60 lb	**29.370** 1.1563	
26880	**39.688** 1.5625	**25.400** 1.0000	**1.5** .06	**.37 kg** .81 lb	**26822**	**79.375** 3.1250	**19.050** .7500	**.8** .03	**.18 kg** .41 lb	**23.813** .9375	
26881	**39.688** 1.5625	**25.400** 1.0000	**3.5** .14	**.36 kg** .80 lb	**26822A**	**79.375** 3.1250	**19.050** .7500	**2.3** .09	**.18 kg** .40 lb	**23.813** .9375	
26882	**41.275** 1.6250	**25.400** 1.0000	**3.5** .14	**.34 kg** .76 lb	***26822-B**	**79.375** 3.1250	**19.050** .7500	**.8** .03	**.21 kg** .46 lb	**8.733** .3438	
***26882T**	**41.275** 1.6250	**25.400** 1.0000	**1.5** .06	**.35 kg** .78 lb	**26823**	**76.200** 3.0000	**20.638** .8125	**1.5** .06	**.14 kg** .31 lb	**25.400** 1.0000	
26883	**35.000** 1.3780	**25.400** 1.0000	**.8** .03	**.42 kg** .93 lb	**26824**	**80.000** 3.1496	**19.050** .7500	**1.3** .05	**.20 kg** .43 lb	**23.813** .9375	
26884	**42.875** 1.6880	**25.400** 1.0000	**3.5** .14	**.32 kg** .71 lb	**26830**	**80.167** 3.1562	**20.638** .8125	**.8** .03	**.22 kg** .49 lb	**25.400** 1.0000	
26885	**41.275** 1.6250	**25.400** 1.0000	**.8** .03	**.35 kg** .77 lb	**26831**	**88.500** 3.4843	**20.638** .8125	**.8** .03	**.40 kg** .88 lb	**25.400** 1.0000	

26800 SERIES CONTINUED ON NEXT PAGE

¨These Maximum Fillet Radii will be cleared by the Cone or Cup Radii.
†Bore or O.D. shown are maximum dimensions. *See Remarks Column.

CONE Number	CONE BORE d	CONE WIDTH B	Max Shaft Fillet Radii R ¨	Weight	CUP Number	CUP OUTSIDE DIA D	CUP WIDTH C	Max Hs'ng Fillet Radii r ¨	Weight	BEARING WIDTH T	Remarks
26800 Series (cont)											
26886	**42.875** 1.6880	**25.400** 1.0000	**1.5** .06	**.33 kg** .72 lb							
27600 Series											NA27686T: REVERSE TAPERED BORE
27680	**73.025** 2.8750	**25.400** 1.0000	**3.5** .14	**.93 kg** 2.05 lb	**27620**	**125.412** 4.9375	**19.845** .7813	**1.5** .06	**.34 kg** .76 lb	**25.400** 1.0000	27688H: MADE FROM SPECIAL STEEL
27684	**76.200** 3.0000	**25.400** 1.0000	**3.5** .14	**.86 kg** 1.89 lb	***27620-B**	**125.412** 4.9375	**19.845** .7813	**1.5** .06	**.38 kg** .85 lb	**10.317** .4062	NA27691T: TAPERED BORE
27684A	**76.200** 3.0000	**25.400** 1.0000	**.8** .03	**.87 kg** 1.91 lb	***27620DA**	**125.412** 4.9375	**44.450** 1.7500	**.8** .03	**.89 kg** 1.96 lb	**55.560** 2.1874	27620-B: FLANGE ON OD FRONTFACE, BEARING WIDTH IS T1 DIMENSION
27687	**82.550** 3.2500	**25.400** 1.0000	**3.5** .14	**.70 kg** 1.54 lb	***27620RB**	**125.412** 4.9375	**19.845** .7813	**1.5** .06	**.33 kg** .72 lb	**25.400** 1.0000	27620DA: HOLES IN OD CENTER
***27688H**	**83.345** 3.2813	**25.400** 1.0000	**.8** .03	**-** -	**27621**	**125.412** 4.9375	**25.400** 1.0000	**3.3** .13	**.43 kg** .95 lb	**28.575** 1.1250	27620RB: GROOVE IN OD FRONTFACE
27689	**83.345** 3.2813	**25.400** 1.0000	**.8** .03	**.69 kg** 1.52 lb	***27626DA**	**136.525** 5.3750	**44.450** 1.7500	**.8** .03	**1.60 kg** 3.52 lb	**55.560** 2.1874	27626DA: HOLES IN OD CENTER SPHERICAL OD
27689H	**83.345** 3.2813	**25.400** 1.0000	**.8** .03	**-** -							
27690	**83.345** 3.2813	**25.400** 1.0000	**3.5** .14	**.68 kg** 1.49 lb							
27691	**83.345** 3.2813	**25.400** 1.0000	**6.4** .25	**.65 kg** 1.42 lb							
27695	**84.976** 3.3455	**25.400** 1.0000	**5.0** .20	**.62 kg** 1.37 lb							
***NA27686T**	**82.408** 3.2444	**27.780** 1.0937	**3.7** .14	**1.53 kg** 3.37 lb	***27620DA**	**125.412** 4.9375	**44.450** 1.7500	**.8** .03	**.89 kg** 1.96 lb	**55.560** 2.1874	
***NA27691T**	**83.858** 3.3015	**27.780** 1.0937	**3.5** .14	**1.46 kg** 3.21 lb	***27626DA**	**136.525** 5.3750	**44.450** 1.7500	**.8** .03	**1.60 kg** 3.52 lb	**55.560** 2.1874	
27800 Series											27875: SPECIAL BACKFACE RADIUS
***27875**	**34.925** 1.3750	**23.698** .9330	**.8** .03	**.39 kg** .86 lb	**27820**	**80.035** 3.1510	**18.512** .7288	**1.5** .06	**.21 kg** .46 lb	**24.608** .9688	27879: SPECIAL BACKFACE RADIUS
***27880**	**38.100** 1.5000	**23.698** .9330	**.8** .03	**.36 kg** .78 lb	***27820D**	**80.035** 3.1510	**44.958** 1.7700	**.8** .03	**.49 kg** 1.07 lb	**57.150** 2.2500	27880: SPECIAL BACKFACE RADIUS
***27881**	**38.100** 1.5000	**23.698** .9330	**3.5** .14	**.35 kg** .77 lb	**27821**	**80.035** 3.1510	**17.462** .6875	**1.5** .06	**.19 kg** .43 lb	**23.812** .9375	27881: SPECIAL BACKFACE RADIUS 27820D : GROOVE IN OD CENTER HOLES IN OD CENTER
***27879**	**38.100** 1.5000	**22.111** .8705	**.8** .03	**.33 kg** .74 lb	27879 may be paired with all single cups corresponding to 27875 and will require -1.588 mm (-.0625 in) to be added to the T-width values. 27879 may be paired with all double cups corresponding to 27875 and will require -3.175 mm (-.1250 in) to be added to the T-width values.						
28000 Series											28315-B: FLANGE ON OD FRONTFACE, BEARING WIDTH IS T1 DIMENSION
28118	**30.162** 1.1875	**20.940** .8244	**1.5** .06	**.34 kg** .74 lb	**28300**	**76.200** 3.0000	**15.507** .6105	**1.3** .05	**.14 kg** .30 lb	**20.637** .8125	
28137	**34.925** 1.3750	**20.940** .8244	**1.5** .06	**.30 kg** .65 lb	**28300X**	**76.200** 3.0000	**15.494** .6100	**1.5** .06	**.14 kg** .31 lb	**20.625** .8120	28318D: GROOVE IN OD CENTER HOLES IN OD CENTER
28138	**34.976** 1.3770	**20.940** .8244	**1.5** .06	**.30 kg** .65 lb	**28314XD**	**80.035** 3.1510	**34.925** 1.3750	**.8** .03	**.46 kg** 1.00 lb	**46.040** 1.8126	
28138X	**35.000** 1.3780	**20.940** .8244	**2.0** .08	**.29 kg** .65 lb	**28315**	**80.000** 3.1496	**15.875** .6250	**1.5** .06	**.20 kg** .44 lb	**21.006** .8270	
28150	**38.100** 1.5000	**20.940** .8244	**1.5** .06	**.27 kg** .59 lb	**28315A**	**80.000** 3.1496	**15.875** .6250	**2.0** .08	**.20 kg** .43 lb	**21.006** .8270	
28151	**38.100** 1.5000	**20.940** .8244	**3.5** .14	**.26 kg** .57 lb	***28315-B**	**80.000** 3.1496	**15.875** .6250	**1.5** .06	**.21 kg** .47 lb	**9.100** .3583	
28158	**40.000** 1.5748	**20.940** .8244	**1.5** .06	**.25 kg** .54 lb	**28316**	**80.167** 3.1562	**15.875** .6250	**1.5** .06	**.20 kg** .44 lb	**21.006** .8270	
28159	**39.980** 1.5740	**20.940** .8244	**3.5** .14	**.24 kg** .53 lb	**28317**	**80.035** 3.1510	**15.875** .6250	**1.5** .06	**.20 kg** .44 lb	**21.433** .8438	
					***28318D**	**80.035** 3.1510	**34.925** 1.3750	**.8** .03	**.44 kg** .96 lb	**46.040** 1.8126	

¨These Maximum Fillet Radii will be cleared by the Cone or Cup Radii.
†Bore or O.D. shown are maximum dimensions. *See Remarks Column.

28000 SERIES CONTINUED ON NEXT PAGE

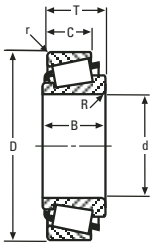

SINGLE ROW

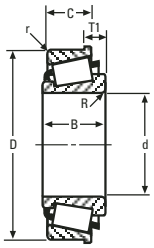

SINGLE ROW WITH FLANGE

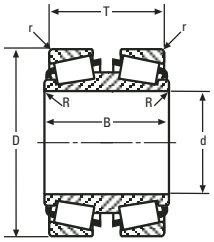

DOUBLE CONE

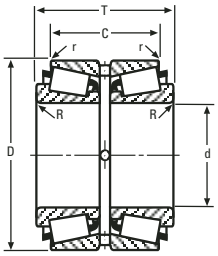

DOUBLE CUP

CONE Number	CONE BORE d	CONE WIDTH B	Max Shaft Fillet Radii R ¨	Weight	CUP Number	CUP OUTSIDE DIA D	CUP WIDTH C	Max Hs'ng Fillet Radii r ¨	Weight	BEARING WIDTH T	Remarks
28000 Series (cont)											
NA28138	**34.976** 1.3770	**23.020** .9063	**1.5** .06	**.62 kg** 1.37 lb	**28314XD**	**80.035** 3.1510	**34.925** 1.3750	**.8** .03	**.46 kg** 1.00 lb	**46.040** 1.8126	
					***28318D**	**80.035** 3.1510	**34.925** 1.3750	**.8** .03	**.44 kg** .96 lb	**46.040** 1.8126	
28155	**39.980** 1.5740	**19.649** .7736	**3.5** .14	**.23 kg** .51 lb	28155 and grouped cones may be paired with all single cups corresponding to 28118 and will require -1.290 mm (-.0508 in) to be added to the T-width values.						
28156	**39.980** 1.5740	**19.649** .7736	**2.3** .09	**.23 kg** .51 lb	28155 and grouped cones may be paired with all double cups corresponding to 28118 and will require -2.581 mm (-.1016 in) to be added to the T-width values.						
28500 Series											28580T: TAPERED BORE
†J28573	**42.000** 1.6535	**25.400** 1.0000	**.8** .03	**.58 kg** 1.28 lb	**28520**	**89.980** 3.5425	**19.987** .7869	**2.3** .09	**.20 kg** .43 lb	**24.750** .9744	28521-B: FLANGE ON OD FRONTFACE, BEARING WIDTH IS T1 DIMENSION
28576	**44.869** 1.7665	**25.400** 1.0000	**3.5** .14	**.54 kg** 1.19 lb	**28521**	**92.075** 3.6250	**19.845** .7813	**.8** .03	**.24 kg** .54 lb	**24.607** .9688	28527RB: GROOVE IN OD BACKFACE
†J28577	**45.000** 1.7717	**25.400** 1.0000	**.8** .03	**.55 kg** 1.22 lb	***28521-B**	**92.075** 3.6250	**19.845** .7813	**.8** .03	**.27 kg** .59 lb	**8.730** .3437	
28579	**49.987** 1.9680	**25.400** 1.0000	**2.3** .09	**.47 kg** 1.04 lb	**28523**	**92.075** 3.6250	**23.017** .9062	**2.3** .09	**.30 kg** .65 lb	**27.780** 1.0937	
28580	**50.800** 2.0000	**25.400** 1.0000	**3.5** .14	**.46 kg** 1.02 lb	**28526**	**99.985** 3.9364	**19.845** .7813	**3.3** .13	**.42 kg** .92 lb	**24.607** .9688	
28580A	**50.800** 2.0000	**25.400** 1.0000	**.8** .03	**.46 kg** 1.02 lb	***28527RB**	**99.995** 3.9368	**19.845** .7813	**.5** .02	**.43 kg** .95 lb	**24.607** .9688	
***28580T**	**50.800** 2.0000	**25.400** 1.0000	**1.5** .06	**.48 kg** 1.05 lb							
28584	**52.388** 2.0625	**25.400** 1.0000	**3.5** .14	**.43 kg** .94 lb							
28600 Series											28622-B: FLANGE ON OD FRONTFACE, BEARING WIDTH IS T1 DIMENSION
28678	**50.800** 2.0000	**24.608** .9688	**3.5** .14	**.57 kg** 1.25 lb	**28621**	**96.838** 3.8125	**19.446** .7656	**.8** .03	**.25 kg** .55 lb	**24.608** .9688	
28680	**55.562** 2.1875	**24.608** .9688	**3.5** .14	**.49 kg** 1.08 lb	**28622**	**97.630** 3.8437	**19.446** .7656	**.8** .03	**.27 kg** .59 lb	**24.608** .9688	
28682	**57.150** 2.2500	**24.608** .9688	**3.5** .14	**.46 kg** 1.02 lb	**28622A**	**97.630** 3.8437	**19.446** .7656	**3.3** .13	**.26 kg** .58 lb	**24.608** .9688	
28682P	**57.150** 2.2500	**24.608** .9688	**3.5** .14	**.47 kg** 1.03 lb	***28622-B**	**97.630** 3.8437	**19.446** .7656	**.8** .03	**.29 kg** .64 lb	**9.124** .3592	
					28622P	**97.630** 3.8437	**19.446** .7656	**.8** .03	**.27 kg** .59 lb	**24.608** .9688	
					28623	**98.425** 3.8750	**19.446** .7656	**.8** .03	**.29 kg** .63 lb	**24.608** .9688	
28800 Series											28880: BROKEN FRONTFACE ID
***28880**	**247.650** 9.7500	**22.225** .8750	**1.5** .06	**2.12 kg** 4.68 lb	**28820**	**304.800** 12.0000	**15.875** .6250	**1.5** .06	**1.10 kg** 2.43 lb	**22.225** .8750	
28900 Series											28921-B: FLANGE ON OD FRONTFACE, BEARING WIDTH IS T1 DIMENSION
28970	**54.996** 2.1652	**25.400** 1.0000	**2.0** .08	**.63 kg** 1.39 lb	**28919**	**99.979** 3.9362	**19.050** .7500	**1.5** .06	**.22 kg** .48 lb	**24.605** .9687	
28980	**59.977** 2.3613	**25.400** 1.0000	**3.5** .14	**.54 kg** 1.18 lb	**28920**	**101.600** 4.0000	**19.845** .7813	**3.3** .13	**.26 kg** .58 lb	**25.400** 1.0000	28921D: GROOVE IN OD CENTER HOLES IN OD CENTER
28985	**60.325** 2.3750	**25.400** 1.0000	**3.5** .14	**.53 kg** 1.17 lb	**28921**	**100.000** 3.9370	**19.845** .7813	**3.3** .13	**.22 kg** .49 lb	**25.400** 1.0000	28921DC: HOLES IN OD CENTER
28985W	**60.325** 2.3750	**25.400** 1.0000	**3.5** .14	**.54 kg** 1.20 lb	**28921A**	**100.000** 3.9370	**19.845** .7813	**.8** .03	**.24 kg** .52 lb	**25.400** 1.0000	
28995	**62.738** 2.4700	**25.400** 1.0000	**3.5** .14	**.48 kg** 1.06 lb	***28921-B**	**100.000** 3.9370	**19.845** .7813	**3.3** .13	**.26 kg** .57 lb	**9.525** .3750	
					***28921D**	**100.000** 3.9370	**44.450** 1.7500	**.8** .03	**.57 kg** 1.25 lb	**55.560** 2.1874	
					***28921DC**	**100.000** 3.9370	**44.450** 1.7500	**.8** .03	**.57 kg** 1.25 lb	**55.560** 2.1874	
28990	**61.976** 2.4400	**24.608** .9688	**2.0** .08	**.49 kg** 1.08 lb	28990 may be paired with all single cups corresponding to 28970 and will require -.792 mm (-.0312 in) to be added to the T-width values. 28990 may be paired with all double cups corresponding to 28970 and will require -1.585 mm (-.0624 in) to be added to the T-width values.						

29000 SERIES CONTINUED ON NEXT PAGE

¨These Maximum Fillet Radii will be cleared by the Cone or Cup Radii.
†Bore or O.D. shown are maximum dimensions. *See Remarks Column.

CONE Number	CONE BORE d	CONE WIDTH B	Max Shaft Fillet Radii R ¨	Weight	CUP Number	CUP OUTSIDE DIA D	CUP WIDTH C	Max Hs'ng Fillet Radii r ¨	Weight	BEARING WIDTH T	Remarks
29000 Series											
29168	**42.862** 1.6875	**19.164** .7545	**1.5** .06	**.29 kg** .65 lb	**29334**	**84.988** 3.3460	**15.875** .6250	**1.5** .06	**.19 kg** .41 lb	**19.000** .7480	
29177	**44.983** 1.7710	**19.164** .7545	**2.0** .08	**.27 kg** .60 lb							
29500 Series											29520-B : FLANGE ON OD FRONTFACE, BEARING WIDTH IS T1 DIMENSION
29580	**60.000** 2.3622	**25.400** 1.0000	**3.5** .14	**.72 kg** 1.58 lb	***29520-B**	**107.950** 4.2500	**19.050** .7500	**3.3** .13	**.31 kg** .69 lb	**10.320** .4063	
29582	**60.000** 2.3622	**25.400** 1.0000	**.8** .03	**.72 kg** 1.60 lb	**29520**	**107.950** 4.2500	**19.050** .7500	**3.3** .13	**.27 kg** .60 lb	**25.400** 1.0000	29521-B : FLANGE ON OD FRONTFACE, BEARING WIDTH IS T1 DIMENSION
29585	**63.500** 2.5000	**25.400** 1.0000	**3.5** .14	**.65 kg** 1.43 lb	***29521-B**	**110.000** 4.3307	**19.050** .7500	**1.3** .05	**.37 kg** .80 lb	**10.320** .4063	
29585W	**63.500** 2.5000	**25.400** 1.0000	**3.5** .14	**.64 kg** 1.41 lb	**29521**	**110.000** 4.3307	**19.050** .7500	**1.3** .05	**.33 kg** .74 lb	**25.400** 1.0000	29526D : GROOVE IN OD CENTER HOLES IN OD CENTER
29586	**63.500** 2.5000	**25.400** 1.0000	**1.5** .06	**.66 kg** 1.45 lb	**29522**	**107.950** 4.2500	**19.050** .7500	**.8** .03	**.28 kg** .62 lb	**25.400** 1.0000	29526DRB : HOLES IN OD CENTER
29588	**64.988** 2.5586	**25.400** 1.0000	**3.5** .14	**.62 kg** 1.36 lb	***29526DRB**	**112.712** 4.4375	**42.862** 1.6875	**.8** .03	**.93 kg** 2.05 lb	**55.562** 2.1875	
29590	**66.675** 2.6250	**25.400** 1.0000	**3.5** .14	**.58 kg** 1.28 lb	***29526D**	**112.712** 4.4375	**42.862** 1.6875	**.8** .03	**.89 kg** 1.96 lb	**55.562** 2.1875	
29600 Series											29675V: MADE FROM VACUUM MELT STEEL
29665	**57.150** 2.2500	**25.400** 1.0000	**3.5** .14	**.94 kg** 2.07 lb	***29620-B**	**112.712** 4.4375	**19.050** .7500	**3.3** .13	**.30 kg** .67 lb	**10.320** .4063	29685V: MADE FROM VACUUMMELT STEEL
29670	**63.500** 2.5000	**25.400** 1.0000	**3.5** .14	**.82 kg** 1.80 lb	***29620V**	**112.712** 4.4375	**19.050** .7500	**3.3** .13	**.26 kg** .58 lb	**25.400** 1.0000	29620-B : FLANGE ON OD FRONTFACE, BEARING WIDTH IS T1 DIMENSION
29675	**69.850** 2.7500	**25.400** 1.0000	**1.5** .06	**.69 kg** 1.52 lb	**29620**	**112.712** 4.4375	**19.050** .7500	**3.3** .13	**.27 kg** .60 lb	**25.400** 1.0000	29620V : MADE FROM VACUUM MELT STEEL
***29675V**	**69.850** 2.7500	**25.400** 1.0000	**1.5** .06	**.69 kg** 1.52 lb	***29621-B**	**112.712** 4.4375	**19.050** .7500	**.8** .03	**.30 kg** .66 lb	**10.320** .4063	29621-B : FLANGE ON OD FRONTFACE, BEARING WIDTH IS T1 DIMENSION
29676	**69.850** 2.7500	**25.400** 1.0000	**1.5** .06	**.69 kg** 1.52 lb	***29622-BW**	**114.287** 4.4995	**19.050** .7500	**3.3** .13	**.35 kg** .76 lb	**10.320** .4063	
29677	**70.000** 2.7559	**25.400** 1.0000	**1.5** .06	**.69 kg** 1.52 lb	***29622W**	**114.287** 4.4995	**19.050** .7500	**3.3** .13	**.32 kg** .71 lb	**25.400** 1.0000	29622-BW : FLANGE ON OD FRONTFACE, BEARING WIDTH IS T1 DIMENSION OD SURFACE
29680	**70.637** 2.7810	**25.400** 1.0000	**1.3** .05	**.67 kg** 1.48 lb	***29622DV**	**114.287** 4.4995	**46.038** 1.8125	**.8** .03	**.79 kg** 1.74 lb	**58.737** 2.3125	
29681	**70.637** 2.7810	**25.400** 1.0000	**3.5** .14	**.67 kg** 1.48 lb	***29622DC**	**114.287** 4.4995	**46.038** 1.8125	**.8** .03	**.79 kg** 1.74 lb	**58.737** 2.3125	29622D : GROOVE IN OD CENTER HOLES IN OD CENTER
29685	**73.025** 2.8750	**25.400** 1.0000	**3.5** .14	**.62 kg** 1.37 lb	***29622D**	**114.287** 4.4995	**46.038** 1.8125	**.8** .03	**.79 kg** 1.74 lb	**58.737** 2.3125	29622DC : HOLES IN OD CENTER
***29685V**	**73.025** 2.8750	**25.400** 1.0000	**3.5** .14	**.61 kg** 1.35 lb	**29624**	**114.300** 4.5000	**22.225** .8750	**3.3** .13	**.36 kg** .80 lb	**27.780** 1.0937	29622DV : GROOVE IN OD CENTER HOLES IN OD CENTER MADE FROM VACUUM MELT STEEL
29688	**73.817** 2.9062	**25.400** 1.0000	**1.5** .06	**.60 kg** 1.33 lb	***29625WE**	**116.586** 4.5900	**23.597** .9290	**.8** .03	**.48 kg** 1.05 lb	**29.146** 1.1475	29622W : SLOTS OD SURFACE
					29630	**120.650** 4.7500	**19.050** .7500	**3.3** .13	**.48 kg** 1.05 lb	**25.400** 1.0000	29625WE : SLOTS IN BACKFACE
LM29700 Series											LM29748: SPECIAL BACKFACE RADIUS
***LM29748**	**38.100** 1.5000	**18.288** .7200	**spcl.** spcl.	**.14 kg** .32 lb	**LM29710**	**65.088** 2.5625	**13.970** .5500	**1.3** .05	**.08 kg** .17 lb	**18.034** .7100	LM29749C: FRONTFACE CHAMFER
LM29749	**38.100** 1.5000	**18.288** .7200	**2.3** .09	**.15 kg** .34 lb	**LM29710X**	**65.088** 2.5625	**13.970** .5500	**1.3** .05	**.08 kg** .18 lb	**18.034** .7100	
***LM29749C**	**38.100** 1.5000	**18.288** .7200	**2.3** .09	**.15 kg** .34 lb	**LM29711**	**65.088** 2.5625	**15.748** .6200	**1.3** .05	**.09 kg** .21 lb	**19.812** .7800	
LM29749X	**38.100** 1.5000	**18.288** .7200	**2.3** .09	**.15 kg** .34 lb	**LM29711C**	**65.088** 2.5625	**15.748** .6200	**1.3** .05	**.09 kg** .21 lb	**19.812** .7800	

¨These Maximum Fillet Radii will be cleared by the Cone or Cup Radii.
†Bore or O.D. shown are maximum dimensions. *See Remarks Column.

29800 SERIES CONTINUED ON NEXT PAGE

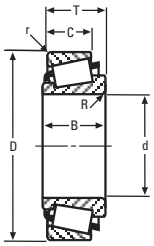

SINGLE ROW

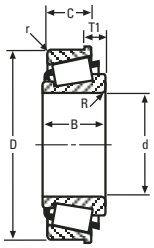

SINGLE ROW WITH FLANGE

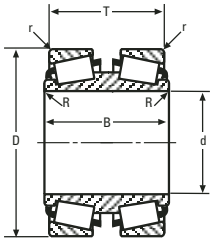

DOUBLE CONE

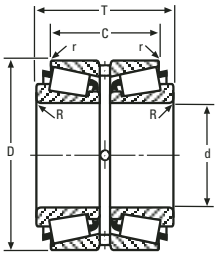

DOUBLE CUP

CONE Number	CONE BORE d	CONE WIDTH B	Max Shaft Fillet Radii R ¨	Weight	CUP Number	CUP OUTSIDE DIA D	CUP WIDTH C	Max Hs'ng Fillet Radii r ¨	Weight	BEARING WIDTH T	Remarks
29800 Series											29819 : CHAMFER ON BACKFACE OD CHAMFER ON FRONTFACE OD
29875	**254.000**	**22.225**	**1.5**	**3.09 kg**	***29819**	**317.500**	**15.875**	**1.6**	**.83 kg**	**22.224**	
	10.0000	.8750	.06	6.81 lb		12.5000	.6250	.06	1.84 lb	.8750	
29880	**266.700**	**22.225**	**1.5**	**2.19 kg**	**29820**	**323.850**	**15.875**	**1.5**	**1.23 kg**	**22.224**	29820D : GROOVE IN OD CENTER HOLES IN OD CENTER
	10.5000	.8750	.06	4.82 lb		12.7500	.6250	.06	2.71 lb	.8750	
29888	**273.050**	**22.225**	**1.5**	**1.72 kg**	***29820DC**	**323.850**	**50.800**	**.8**	**3.99 kg**	**63.500**	29820DC : HOLES IN OD CENTER
	10.7500	.8750	.06	3.79 lb		12.7500	2.0000	.03	8.81 lb	2.5000	
					***29820D**	**323.850**	**50.800**	**.8**	**3.99 kg**	**63.500**	
						12.7500	2.0000	.03	8.79 lb	2.5000	
30000 Series											
30200											
30300											
31300											
32000X											
32200	SEE ISOCLASS SECTION				SEE ISOCLASS SECTION						
32300											
33000											
33100											
33200											
LM31300 Series											
LM31331	SEE MULTI-ROW STEERING GEAR BEARING SECTION										
LM31333											
31500 Series											31593: FRONTFACE CHAMFER
31590	**33.338**	**28.575**	**.8**	**.41 kg**	**31520**	**76.200**	**23.812**	**3.3**	**.23 kg**	**29.370**	31520-B : FLANGE ON OD FRONTFACE, BEARING WIDTH IS T1 DIMENSION SPECIAL RADIUS ON BACKFACE OD
	1.3125	1.1250	.03	.91 lb		3.0000	.9375	.13	.50 lb	1.1563	
***31593**	**34.925**	**28.575**	**3.5**	**.39 kg**	***31520-B**	**76.200**	**23.812**	**spcl.**	**.26 kg**	**10.320**	
	1.3750	1.1250	.14	.86 lb		3.0000	.9375	spcl.	.57 lb	.4063	
31594	**34.925**	**28.575**	**1.5**	**.40 kg**	**31521**	**76.200**	**23.812**	**1.3**	**.24 kg**	**29.370**	31523RB : GROOVE IN OD FRONTFACE
	1.3750	1.1250	.06	.87 lb		3.0000	.9375	.05	.52 lb	1.1563	
31597	**36.512**	**28.575**	**3.5**	**.37 kg**	***31523RB**	**79.375**	**23.812**	**3.3**	**.30 kg**	**29.370**	
	1.4375	1.1250	.14	.82 lb		3.1250	.9375	.13	.67 lb	1.1563	
33000 Series											33225A : FRONTFACE CHAMFER
33225	**57.150**	**30.162**	**3.5**	**1.12 kg**	**33461**	**117.475**	**23.812**	**.8**	**.44 kg**	**30.162**	33462-B : FLANGE ON OD FRONTFACE, BEARING WIDTH IS T1 DIMENSION
	2.2500	1.1875	.14	2.47 lb		4.6250	.9375	.03	.98 lb	1.1875	
***33225A**	**57.150**	**30.162**	**.8**	**1.12 kg**	**33461X**	**117.475**	**23.812**	**.8**	**.44 kg**	**30.162**	33462D : GROOVE IN OD CENTER HOLES IN OD CENTER
	2.2500	1.1875	.03	2.47 lb		4.6250	.9375	.03	.98 lb	1.1875	
33251	**63.500**	**30.162**	**.8**	**.99 kg**	**33462**	**117.475**	**23.812**	**3.3**	**.43 kg**	**30.162**	
	2.5000	1.1875	.03	2.18 lb		4.6250	.9375	.13	.95 lb	1.1875	
33261	**66.675**	**30.162**	**5.5**	**.89 kg**	***33462-B**	**117.475**	**23.812**	**3.3**	**.51 kg**	**11.112**	33462DC : HOLES IN OD CENTER
	2.6250	1.1875	.22	1.95 lb		4.6250	.9375	.13	1.13 lb	.4375	
33262	**66.675**	**30.162**	**3.5**	**.90 kg**	***33462D**	**117.475**	**53.975**	**.8**	**1.11 kg**	**66.675**	33472DC : HOLES IN OD CENTER
	2.6250	1.1875	.14	1.99 lb		4.6250	2.1250	.03	2.45 lb	2.6250	
33262A	**66.675**	**30.162**	**.8**	**.91 kg**	***33462DC**	**117.475**	**53.975**	**.8**	**1.11 kg**	**66.675**	
	2.6250	1.1875	.03	2.01 lb		4.6250	2.1250	.03	2.45 lb	2.6250	
33269	**68.262**	**30.162**	**3.5**	**.86 kg**	**33472**	**120.000**	**23.444**	**.8**	**.52 kg**	**29.794**	
	2.6875	1.1875	.14	1.90 lb		4.7244	.9230	.03	1.15 lb	1.1730	
33275	**69.850**	**30.162**	**3.5**	**.82 kg**	***33472DC**	**120.000**	**67.285**	**.8**	**1.72 kg**	**79.908**	
	2.7500	1.1875	.14	1.81 lb		4.7244	2.6490	.03	3.80 lb	3.1460	
33275W	**69.850**	**30.162**	**3.5**	**.78 kg**	**33475**	**120.650**	**23.444**	**.8**	**.55 kg**	**29.794**	
	2.7500	1.1875	.14	1.72 lb		4.7500	.9230	.03	1.20 lb	1.1730	
33281	**71.438**	**30.162**	**3.5**	**.78 kg**							
	2.8125	1.1875	.14	1.72 lb							
33287	**73.025**	**30.162**	**3.5**	**.74 kg**							
	2.8750	1.1875	.14	1.62 lb							
33287A	**73.025**	**30.162**	**.3**	**.75 kg**							
	2.8750	1.1875	.01	1.65 lb							
HM33400 Series											
†JHM33449	**24.000**	**25.000**	**2.0**	**.19 kg**	**†JHM33410**	**55.000**	**21.000**	**2.0**	**.11 kg**	**25.000**	
	.9449	.9843	.08	.42 lb		2.1654	.8268	.08	.24 lb	.9843	
33800 Series											NA33889-SW: FRONTFACE CHAMFER SLOTS IN FRONTFACE
33880	**38.100**	**28.575**	**3.5**	**.79 kg**	***33820-B**	**93.264**	**22.225**	**spcl.**	**.25 kg**	**10.320**	
	1.5000	1.1250	.14	1.73 lb		3.6718	.8750	spcl.	.55 lb	.4063	
33885	**44.450**	**28.575**	**.8**	**.70 kg**	**33821**	**95.250**	**22.225**	**2.3**	**.26 kg**	**27.783**	NA33895-SW: FRONTFACE CHAMFER SLOTS IN FRONTFACE
	1.7500	1.1250	.03	1.54 lb		3.7500	.8750	.09	.58 lb	1.0938	

33800 SERIES CONTINUED ON NEXT PAGE

¨These Maximum Fillet Radii will be cleared by the Cone or Cup Radii.
†Bore or O.D. shown are maximum dimensions. *See Remarks Column.

CONE Number	CONE BORE d	CONE WIDTH B	Max Shaft Fillet Radii R ¨	Weight	CUP Number	CUP OUTSIDE DIA D	CUP WIDTH C	Max Hs'ng Fillet Radii r ¨	Weight	BEARING WIDTH T	Remarks
33800 Series (cont)											33820-B : FLANGE ON OD FRONTFACE, BEARING WIDTH IS T1 DIMENSION SPECIAL RADIUS ON BACKFACE OD
33887X	**50.000** 1.9685	**28.575** 1.1250	**6.0** .24	**.58 kg** 1.29 lb	***33821D**	**95.250** 3.7500	**52.385** 2.0624	**.8** .03	**.66 kg** 1.45 lb	**63.500** 2.5000	
33889	**50.800** 2.0000	**28.575** 1.1250	**3.5** .14	**.59 kg** 1.29 lb	***33821DC**	**95.250** 3.7500	**52.385** 2.0624	**.8** .03	**.66 kg** 1.45 lb	**63.500** 2.5000	
33890	**52.388** 2.0625	**28.575** 1.1250	**1.5** .06	**.56 kg** 1.24 lb	**33822**	**95.250** 3.7500	**22.225** .8750	**.8** .03	**.27 kg** .59 lb	**27.783** 1.0938	33821D : GROOVE IN OD CENTER HOLES IN OD CENTER
33891	**52.388** 2.0625	**28.575** 1.1250	**3.5** .14	**.56 kg** 1.23 lb							33821DC : GROOVE IN OD CENTER HOLES IN OD CENTER
33895	**53.975** 2.1250	**28.575** 1.1250	**1.5** .06	**.53 kg** 1.18 lb							K312493 : FLANGE ON OD LEFTFACE SPECIAL RADIUS ON LEFTFACE OD
***NA33889-SW**	**50.800** 2.0000	**34.925** 1.3750	**3.5** .14	**1.31 kg** 2.89 lb	***33821D**	**95.250** 3.7500	**52.385** 2.0624	**.8** .03	**.66 kg** 1.45 lb	**69.850** 2.7500	K426866 : FLANGE ON OD LEFTFACE
***NA33895-SW**	**53.975** 2.1250	**34.925** 1.3750	**3.5** .14	**1.19 kg** 2.62 lb	***33821DC**	**95.250** 3.7500	**52.385** 2.0624	**.8** .03	**.66 kg** 1.45 lb	**69.850** 2.7500	
					K100825	**133.825** 5.2687	**68.265** 2.6876	**-** -	**3.50 kg** 7.71 lb	**69.850** 2.7500	
					K103272	**120.650** 4.7500	**68.265** 2.6876	**1.5** .06	**2.91 kg** 6.42 lb	**69.850** 2.7500	
					K106797	**127.000** 5.0000	**68.265** 2.6876	**3.3** .13	**3.60 kg** 7.93 lb	**69.850** 2.7500	
					K302667	**127.000** 5.0000	**68.265** 2.6876	**6.4** .25	**3.60 kg** 7.93 lb	**69.850** 2.7500	
					***K312493**	**127.000** 5.0000	**68.265** 2.6876	**1.5** .06	**4.05 kg** 8.94 lb	**69.850** 2.7500	
					***K426866**	**127.000** 5.0000	**68.265** 2.6876	**1.5** .06	**4.05 kg** 8.94 lb	**69.850** 2.7500	
					K444665	**152.400** 6.0000	**68.265** 2.6876	**1.5** .06	**6.58 kg** 14.51 lb	**69.850** 2.7500	
34000 Series											34268DA: ASYMMETRICAL BEARING HOLES IN OD RIGHTFACE
***34268DA**	**68.262** 2.6875	**93.662** 3.6875	**.8** .03	**2.72 kg** 6.00 lb	**34472X**	**120.000** 4.7244	**16.000** .6299	**2.3** .09	**.24 kg** .52 lb	**45.986** 1.8105	
***34268DAA**	**68.262** 2.6875	**93.662** 3.6875	**.8** .03	**2.72 kg** 6.00 lb	***34478V**	**121.442** 4.7812	**17.462** .6875	**2.0** .08	**.31 kg** .69 lb	**49.202** 1.9371	34268DAA: ASYMMETRICAL BEARING HOLES IN OD LEFTFACE
***34268DE**	**68.262** 2.6875	**114.300** 4.5000	**.8** .03	**3.26 kg** 7.18 lb	***34478RB**	**121.442** 4.7812	**17.462** .6875	**2.0** .08	**.32 kg** .71 lb	**49.202** 1.9371	34268DE: EXTENDED SMALL RIB
***34268DEE**	**68.262** 2.6875	**114.300** 4.5000	**.8** .03	**3.26 kg** 7.18 lb	**34478**	**121.442** 4.7812	**17.462** .6875	**2.0** .08	**.31 kg** .68 lb	**49.202** 1.9371	34268DEE: EXTENDED SMALL RIB
***34275DA**	**69.850** 2.7500	**93.662** 3.6875	**.8** .03	**2.60 kg** 5.73 lb	**34479**	**121.442** 4.7812	**21.844** .8600	**2.0** .08	**.35 kg** .78 lb	**49.202** 1.9371	34274: FRONTFACE CHAMFER
***34275DAA**	**69.850** 2.7500	**93.662** 3.6875	**.8** .03	**2.60 kg** 5.73 lb	**34492A**	**125.052** 4.9233	**16.400** .6457	**2.0** .08	**.38 kg** .83 lb	**47.450** 1.8681	34274W: FRONTFACE CHAMFER
***34275DE**	**69.850** 2.7500	**114.300** 4.5000	**.8** .03	**3.10 kg** 6.84 lb	**34492**	**125.095** 4.9250	**16.670** .6563	**2.0** .08	**.39 kg** .85 lb	**47.989** 1.8893	34275: FRONTFACE CHAMFER
***34275DEE**	**69.850** 2.7500	**114.300** 4.5000	**.8** .03	**3.10 kg** 6.84 lb	**34500**	**127.000** 5.0000	**19.842** .7812	**3.3** .13	**.53 kg** 1.16 lb	**53.962** 2.1245	34275DA: ASYMMETRICAL BEARING HOLES IN OD RIGHTFACE
***34276DE**	**70.000** 2.7559	**114.300** 4.5000	**.8** .03	**2.95 kg** 6.51 lb							
***34276DEE**	**70.000** 2.7559	**114.300** 4.5000	**.8** .03	**2.95 kg** 6.51 lb							34275DAA: ASYMMETRICAL BEARING HOLES IN OD LEFTFACE
***34293DA**	**74.612** 2.9375	**93.662** 3.6875	**.8** .03	**2.21 kg** 4.88 lb							34275DE: EXTENDED SMALL RIB
***34293DAA**	**74.612** 2.9375	**93.662** 3.6875	**.8** .03	**2.21 kg** 4.88 lb							34275DEE: EXTENDED SMALL RIB
***34293DE**	**74.612** 2.9375	**114.300** 4.5000	**.8** .03	**2.62 kg** 5.77 lb							34275HV: HOLES IN BACKFACE TO UNDERCUT MADE FROM VACUUM MELT STEEL SHOULDER ON OD BACKFACE
***34293DEE**	**74.612** 2.9375	**114.300** 4.5000	**.8** .03	**2.62 kg** 5.77 lb							
***34295DE**	**75.000** 2.9528	**114.300** 4.5000	**.8** .03	**2.45 kg** 5.41 lb							
***34295DEE**	**75.000** 2.9528	**114.300** 4.5000	**.8** .03	**2.45 kg** 5.41 lb							34276DE: EXTENDED SMALL RIB
***34300DA**	**76.200** 3.0000	**93.662** 3.6875	**.8** .03	**2.08 kg** 4.59 lb							34276DEE: EXTENDED SMALL RIB
***34300DAA**	**76.200** 3.0000	**93.662** 3.6875	**.8** .03	**2.08 kg** 4.59 lb							34293DA: ASYMMETRICAL BEARING HOLES IN OD RIGHTFACE

¨These Maximum Fillet Radii will be cleared by the Cone or Cup Radii.
†Bore or O.D. shown are maximum dimensions. *See Remarks Column.

34000 SERIES CONTINUED ON NEXT PAGE

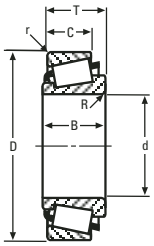

SINGLE ROW

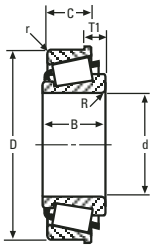

SINGLE ROW WITH FLANGE

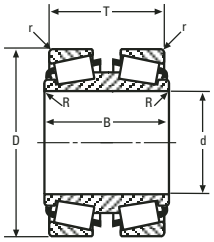

DOUBLE CONE

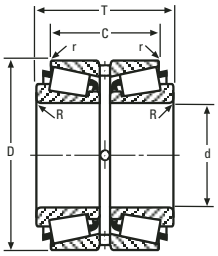

DOUBLE CUP

CONE Number	CONE BORE d	CONE WIDTH B	Max Shaft Fillet Radii R ¨	Weight	CUP Number	CUP OUTSIDE DIA D	CUP WIDTH C	Max Hs'ng Fillet Radii r ¨	Weight	BEARING WIDTH T	Remarks
34000 Series (cont)											
***34300DE**	**76.200**	**114.300**	**.8**	**2.36 kg**							34293DAA: ASYMMETRICAL BEARING HOLES IN OD LEFTFACE
	3.0000	4.5000	.03	5.21 lb							
***34300DEE**	**76.200**	**114.300**	**.8**	**2.36 kg**							34293DE: EXTENDED SMALL RIB
	3.0000	4.5000	.03	5.21 lb							
***34274**	**69.952**	**23.012**	**2.0**	**.77 kg**	**34472X**	**120.000**	**16.000**	**2.3**	**.24 kg**	**23.000**	34293DEE: EXTENDED SMALL RIB
	2.7540	.9060	.08	1.71 lb		4.7244	.6299	.09	.52 lb	.9055	
***34274W**	**69.952**	**23.012**	**2.0**	**.76 kg**	***34478-B**	**121.442**	**17.462**	**1.5**	**.35 kg**	**11.907**	34294: FRONTFACE CHAMFER
	2.7540	.9060	.08	1.68 lb		4.7812	.6875	.06	.78 lb	.4688	
***34275**	**70.000**	**23.012**	**2.0**	**.77 kg**	***34478V**	**121.442**	**17.462**	**2.0**	**.31 kg**	**24.607**	34294DA: ASYMMETRICAL BEARING HOLES IN OD RIGHTFACE
	2.7559	.9060	.08	1.70 lb		4.7812	.6875	.08	.69 lb	.9688	
***34275HV**	**70.000**	**23.012**	**2.0**	**.79 kg**	***34478RB**	**121.442**	**17.462**	**2.0**	**.32 kg**	**24.607**	
	2.7559	.9060	.08	1.74 lb		4.7812	.6875	.08	.71 lb	.9688	34295DE: EXTENDED SMALL RIB
***34294**	**74.976**	**23.012**	**2.0**	**.67 kg**	**34478**	**121.442**	**17.462**	**2.0**	**.31 kg**	**24.607**	
	2.9518	.9060	.08	1.48 lb		4.7812	.6875	.08	.68 lb	.9688	34295DEE: EXTENDED SMALL RIB
***34299X**	**76.000**	**23.012**	**2.3**	**.65 kg**	***34478DC**	**121.442**	**38.100**	**.8**	**.63 kg**	**52.390**	
	2.9921	.9060	.09	1.43 lb		4.7812	1.5000	.03	1.39 lb	2.0626	34299X: FRONTFACE CHAMFER
***34300**	**76.200**	**23.012**	**2.0**	**.65 kg**	***34478D**	**121.442**	**38.100**	**.8**	**.63 kg**	**52.390**	
	3.0000	.9060	.08	1.43 lb		4.7812	1.5000	.03	1.39 lb	2.0626	34300: FRONTFACE CHAMFER
***34300A**	**76.200**	**23.012**	**2.0**	**.64 kg**	**34479**	**121.442**	**21.844**	**2.0**	**.35 kg**	**24.608**	34300A: SPECIAL FRONTFACE RADIUS
	3.0000	.9060	.08	1.42 lb		4.7812	.8600	.08	.78 lb	.9688	
***34301**	**76.200**	**23.012**	**3.5**	**.64 kg**	***34481-B**	**122.238**	**21.430**	**2.0**	**.41 kg**	**7.940**	
	3.0000	.9060	.14	1.40 lb		4.8125	.8437	.08	.90 lb	.3126	34300DA: ASYMMETRICAL BEARING HOLES IN OD RIGHTFACE
***34304**	**77.356**	**23.012**	**3.5**	**.61 kg**	**34492A**	**125.052**	**16.400**	**2.0**	**.38 kg**	**23.731**	
	3.0455	.9060	.14	1.35 lb		4.9233	.6457	.08	.83 lb	.9343	
***34306**	**77.788**	**23.012**	**3.5**	**.60 kg**	**34492**	**125.095**	**16.670**	**2.0**	**.39 kg**	**24.000**	34300DAA: ASYMMETRICAL BEARING HOLES IN OD LEFTFACE
	3.0625	.9060	.14	1.33 lb		4.9250	.6563	.08	.85 lb	.9449	
***34306W**	**77.788**	**23.012**	**1.5**	**.58 kg**	**34500**	**127.000**	**19.842**	**3.3**	**.53 kg**	**26.987**	
	3.0625	.9060	.06	1.28 lb		5.0000	.7812	.13	1.16 lb	1.0625	34300DE: EXTENDED SMALL RIB
***34307**	**77.788**	**23.012**	**6.4**	**.57 kg**							
	3.0625	.9060	.25	1.26 lb							34300DEE: EXTENDED SMALL RIB
											34301: FRONTFACE CHAMFER
											34304: FRONTFACE CHAMFER
											34306: FRONTFACE CHAMFER
											34306W: FRONTFACE CHAMFER
											34307: FRONTFACE CHAMFER
											34478-B : FLANGE ON OD FRONTFACE, BEARING WIDTH IS T1 DIMENSION
											34478D : GROOVE IN OD CENTER HOLES IN OD CENTER
											34478DC : HOLES IN OD CENTER
											34478RB : GROOVE IN OD FRONTFACE
											34478V : MADE FROM VACUUM MELT STEEL
											34481-B : FLANGE ON OD FRONTFACE, BEARING WIDTH IS T1 DIMENSION
***34294DA**	**74.612**	**94.082**	**.8**	**2.20 kg**	34294DA may be paired with all single cups corresponding to 34268DA and will require -3.178 mm (-.1251 in) to be added to the T-width values.						
	2.9375	3.7040	.03	4.84 lb							
35000 Series											35326-B : FLANGE ON OD FRONTFACE, BEARING WIDTH IS T1 DIMENSION
35175	**44.450**	**23.012**	**3.5**	**.33 kg**	***35326-B**	**82.931**	**17.462**	**.8**	**-**	**9.525**	
	1.7500	.9060	.14	.73 lb		3.2650	.6875	.03	-	.3750	
35176	**44.450**	**23.012**	**.8**	**.34 kg**	**35326**	**82.931**	**17.462**	**.8**	**.15 kg**	**22.225**	
	1.7500	.9060	.03	.75 lb		3.2650	.6875	.03	.34 lb	.8750	

36000 SERIES CONTINUED ON NEXT PAGE

¨These Maximum Fillet Radii will be cleared by the Cone or Cup Radii.
†Bore or O.D. shown are maximum dimensions. *See Remarks Column.

CONE Number	CONE BORE d	CONE WIDTH B	Max Shaft Fillet Radii R ¨	Weight	CUP Number	CUP OUTSIDE DIA D	CUP WIDTH C	Max Hs'ng Fillet Radii r ¨	Weight	BEARING WIDTH T	Remarks
36000 Series											
36137	**34.925** 1.3750	**29.845** 1.1750	**1.5** .06	**.39 kg** .86 lb	**36300**	**76.200** 3.0000	**23.812** .9375	**3.3** .13	**.23 kg** .51 lb	**29.370** 1.1563	
36600 Series											36620-B : FLANGE ON OD FRONTFACE, BEARING WIDTH IS T1 DIMENSION
36686	**142.875** 5.6250	**28.575** 1.1250	**1.5** .06	**1.71 kg** 3.77 lb	**36620**	**193.675** 7.6250	**23.020** .9063	**1.5** .06	**.72 kg** 1.59 lb	**28.575** 1.1250	
36690	**146.050** 5.7500	**28.575** 1.1250	**1.5** .06	**1.55 kg** 3.41 lb	***36620-B**	**193.675** 7.6250	**23.020** .9063	**1.5** .06	**.77 kg** 1.69 lb	**9.525** .3750	36620D : GROOVE IN OD CENTER HOLES IN OD CENTER
36690P	**146.050** 5.7500	**28.575** 1.1250	**1.5** .06	**1.58 kg** 3.48 lb	***36620D**	**193.675** 7.6250	**53.975** 2.1250	**.8** .03	**1.70 kg** 3.76 lb	**65.084** 2.5624	36620DC : HOLES IN OD CENTER
36691	**146.050** 5.7500	**28.575** 1.1250	**4.8** .19	**1.51 kg** 3.33 lb	***36620DC**	**193.675** 7.6250	**53.975** 2.1250	**.8** .03	**1.71 kg** 3.77 lb	**65.084** 2.5624	
					36620P	**193.675** 7.6250	**23.020** .9063	**1.5** .06	**.72 kg** 1.59 lb	**28.575** 1.1250	
					36626	**203.200** 8.0000	**23.020** .9063	**1.5** .06	**1.25 kg** 2.76 lb	**28.575** 1.1250	
36900 Series											36920CD : GROOVE IN OD CENTER HOLES IN OD CENTER
36990	**177.800** 7.0000	**30.162** 1.1875	**1.5** .06	**2.00 kg** 4.41 lb	**36920**	**227.012** 8.9375	**23.020** .9063	**1.5** .06	**.90 kg** 1.98 lb	**30.163** 1.1875	
					***36920CD**	**227.012** 8.9375	**52.388** 2.0625	**.8** .03	**2.06 kg** 4.54 lb	**66.673** 2.6249	
37000 Series											37425: FRONTFACE CHAMFER
***37425**	**107.950** 4.2500	**21.438** .8440	**3.5** .14	**.88 kg** 1.94 lb	**37624**	**158.750** 6.2500	**15.875** .6250	**1.0** .04	**.50 kg** 1.09 lb	**23.020** .9063	37431: FRONTFACE CHAMFER
***37431**	**109.538** 4.3125	**21.438** .8440	**3.5** .14	**.84 kg** 1.84 lb	***37625-B**	**158.750** 6.2500	**15.875** .6250	**3.3** .13	**.55 kg** 1.21 lb	**11.908** .4688	37431A: FRONTFACE CHAMFER
***37431A**	**109.538** 4.3125	**21.438** .8440	**5.0** .20	**.83 kg** 1.83 lb	***37625RB**	**158.750** 6.2500	**15.875** .6250	**3.3** .13	**.51 kg** 1.12 lb	**23.020** .9063	37431AX: FRONTFACE CHAMFER
***37431AX**	**109.538** 4.3125	**21.438** .8440	**5.0** .20	**.83 kg** 1.83 lb	**37625**	**158.750** 6.2500	**15.875** .6250	**3.3** .13	**.47 kg** 1.04 lb	**23.020** .9063	37431W: FRONTFACE CHAMFER
***37431W**	**109.538** 4.3125	**21.438** .8440	**3.5** .14	**.83 kg** 1.82 lb	***37626DC**	**158.750** 6.2500	**39.688** 1.5625	**.8** .03	**1.29 kg** 2.85 lb	**53.978** 2.1251	37625-B : FLANGE ON OD FRONTFACE, BEARING WIDTH IS T1 DIMENSION
					***37626D**	**158.750** 6.2500	**39.688** 1.5625	**.8** .03	**1.29 kg** 2.85 lb	**53.978** 2.1251	37625RB : GROOVE IN OD FRONTFACE
											37626D : GROOVE IN OD CENTER HOLES IN OD CENTER
											37626DC : HOLES IN OD CENTER
M38500 Series											M38545T: TAPERED BORE
M38545	**33.338** 1.3125	**20.638** .8125	**3.5** .14	**.23 kg** .51 lb	**M38510**	**66.675** 2.6250	**16.670** .6563	**2.3** .09	**.11 kg** .24 lb	**20.638** .8125	
***M38545T**	**33.338** 1.3125	**20.638** .8125	**.8** .03	**.23 kg** .51 lb	**M38511**	**65.987** 2.5979	**16.670** .6563	**2.3** .09	**.10 kg** .22 lb	**20.638** .8125	
M38547	**34.988** 1.3775	**20.638** .8125	**3.5** .14	**.22 kg** .48 lb	**M38512**	**66.421** 2.6150	**16.670** .6563	**2.3** .09	**.11 kg** .23 lb	**20.638** .8125	
M38549	**34.925** 1.3750	**20.638** .8125	**3.5** .14	**.22 kg** .48 lb	**M38514**	**68.262** 2.6875	**16.670** .6563	**2.3** .09	**.13 kg** .29 lb	**20.638** .8125	
M38549H	**34.925** 1.3750	**20.638** .8125	**3.5** .14	**.22 kg** .49 lb							
38800 Series											38884: EXTENDED SMALL RIB SPECIAL FRONTFACE RADIUS
38880	**263.525** 10.3750	**28.575** 1.1250	**1.5** .06	**3.33 kg** 7.35 lb	**38820**	**325.438** 12.8125	**25.400** 1.0000	**1.5** .06	**1.88 kg** 4.14 lb	**28.575** 1.1250	
38885	**266.700** 10.5000	**28.575** 1.1250	**1.5** .06	**3.04 kg** 6.70 lb							38886: EXTENDED SMALL RIB SPECIAL FRONTFACE RADIUS
***38884**	**266.560** 10.4945	**33.470** 1.3177	**1.5** .06	**3.47 kg** 7.65 lb	38884 and grouped cones may be paired with all single cups corresponding to 38880 and will require .925 mm (.0364 in) to be added to the T-width values.						
***38886**	**266.700** 10.5000	**33.470** 1.3177	**1.5** .06	**3.45 kg** 7.61 lb							
39000 Series											39224DA: ASYMMETRICAL BEARING HOLES IN OD LEFTFACE
***39225DA**	**57.150** 2.2500	**84.125** 3.3120	**.8** .03	**1.97 kg** 4.35 lb	**39412**	**104.775** 4.1250	**15.875** .6250	**2.0** .08	**.18 kg** .40 lb	**42.853** 1.6871	

¨These Maximum Fillet Radii will be cleared by the Cone or Cup Radii.
†Bore or O.D. shown are maximum dimensions. *See Remarks Column.

39000 SERIES CONTINUED ON NEXT PAGE

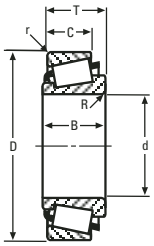

SINGLE ROW

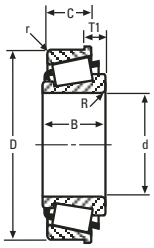

SINGLE ROW WITH FLANGE

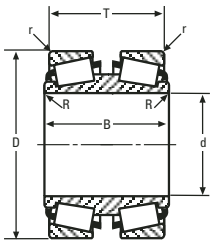

DOUBLE CONE

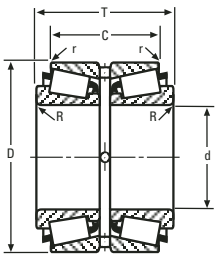

DOUBLE CUP

CONE Number	CONE BORE d	CONE WIDTH B	Max Shaft Fillet Radii R ¨	Weight	CUP Number	CUP OUTSIDE DIA D	CUP WIDTH C	Max Hs'ng Fillet Radii r ¨	Weight	BEARING WIDTH T	Remarks
39000 Series (cont)											
***39225DAA**	**57.150** 2.2500	**84.125** 3.3120	**.8** .03	**1.97 kg** 4.35 lb	**39414X**	**105.000** 4.1339	**16.000** .6299	**2.0** .08	**.19 kg** .42 lb	**43.985** 1.7317	39225DA: ASYMMETRICAL BEARING HOLES IN OD LEFTFACE
***39225DE**	**57.150** 2.2500	**101.600** 4.0000	**.8** .03	**2.20 kg** 4.84 lb	**39415X**	**105.500** 4.1535	**21.000** .8268	**2.0** .08	**.28 kg** .62 lb	**50.991** 2.0075	39225DAA: ASYMMETRICAL BEARING HOLES IN OD LEFTFACE
***39225DEE**	**57.150** 2.2500	**101.600** 4.0000	**.8** .03	**2.20 kg** 4.84 lb	**39422**	**107.158** 4.2188	**21.204** .8348	**2.3** .09	**.28 kg** .62 lb	**43.985** 1.7317	
***39236DE**	**60.000** 2.3622	**101.600** 4.0000	**.8** .03	**1.97 kg** 4.35 lb	**39433**	**110.058** 4.3330	**17.236** .6786	**2.3** .09	**.31 kg** .69 lb	**43.985** 1.7317	39225DE: EXTENDED SMALL RIB
***39236DEE**	**60.000** 2.3622	**101.600** 4.0000	**.8** .03	**1.97 kg** 4.34 lb							39225DEE: EXTENDED SMALL RIB
***39243DA**	**61.912** 2.4375	**84.125** 3.3120	**.8** .03	**1.67 kg** 3.69 lb							39236: FRONTFACE CHAMFER
***39243DAA**	**61.912** 2.4375	**84.125** 3.3120	**.8** .03	**1.67 kg** 3.69 lb							39236DE: EXTENDED SMALL RIB
***39243DE**	**61.912** 2.4375	**101.600** 4.0000	**.8** .03	**1.84 kg** 4.07 lb							39236DEE: EXTENDED SMALL RIB
***39243DEE**	**61.912** 2.4375	**101.600** 4.0000	**.8** .03	**1.84 kg** 4.07 lb							39243DA: ASYMMETRICAL BEARING HOLES IN OD LEFTFACE
***39250DA**	**63.500** 2.5000	**84.125** 3.3120	**.8** .03	**1.57 kg** 3.46 lb							39243DAA: ASYMMETRICAL BEARING HOLES IN OD LEFTFACE
***39250DAA**	**63.500** 2.5000	**84.125** 3.3120	**.8** .03	**1.57 kg** 3.46 lb							
***39250DE**	**63.500** 2.5000	**101.600** 4.0000	**.8** .03	**1.72 kg** 3.80 lb							39243DE: EXTENDED SMALL RIB
***39250DEE**	**63.500** 2.5000	**101.600** 4.0000	**.8** .03	**1.72 kg** 3.80 lb							39243DEE: EXTENDED SMALL RIB
***39255DA**	**65.000** 2.5591	**84.125** 3.3120	**.8** .03	**1.45 kg** 3.20 lb							39250: FRONTFACE CHAMFER
***39255DE**	**65.000** 2.5591	**101.600** 4.0000	**.8** .03	**1.59 kg** 3.50 lb							39250DA: ASYMMETRICAL BEARING HOLES IN OD LEFTFACE
***39255DEE**	**65.000** 2.5591	**101.600** 4.0000	**.8** .03	**1.59 kg** 3.50 lb							39250DAA: ASYMMETRICAL BEARING HOLES IN OD LEFTFACE
***39236**	**59.987** 2.3617	**22.000** .8661	**2.3** .09	**.55 kg** 1.22 lb	***39412-B**	**104.775** 4.1250	**15.875** .6250	**2.0** .08	**.22 kg** .48 lb	**10.320** .4063	39250DE: EXTENDED SMALL RIB
***39250**	**63.500** 2.5000	**22.000** .8661	**2.0** .08	**.50 kg** 1.10 lb	**39412**	**104.775** 4.1250	**15.875** .6250	**2.0** .08	**.18 kg** .40 lb	**21.433** .8438	39250DEE: EXTENDED SMALL RIB
***39252X**	**64.000** 2.5197	**22.000** .8661	**2.3** .09	**.48 kg** 1.07 lb	**39414X**	**105.000** 4.1339	**16.000** .6299	**2.0** .08	**.19 kg** .42 lb	**22.000** .8661	39251DE: EXTENDED SMALL RIB
					39415X	**105.500** 4.1535	**21.000** .8268	**2.0** .08	**.28 kg** .62 lb	**25.502** 1.0040	39252X: FRONTFACE CHAMFER
					39422	**107.158** 4.2188	**21.204** .8348	**2.3** .09	**.28 kg** .62 lb	**22.000** .8661	39255DA: ASYMMETRICAL BEARING HOLES IN OD LEFTFACE
					39433	**110.058** 4.3330	**17.236** .6786	**2.3** .09	**.31 kg** .69 lb	**22.000** .8661	
											39255DE: EXTENDED SMALL RIB
											39255DEE: EXTENDED SMALL RIB
											39412-B : FLANGE ON OD FRONTFACE, BEARING WIDTH IS T1 DIMENSION
***39224DA**	**55.562** 2.1875	**86.144** 3.3915	**.8** .03	**2.12 kg** 4.68 lb	39224DA may be paired with all single cups corresponding to 39225DA and will require .010 mm (.0004 in) to be added to the T-width values.						
***39251DE**	**63.602** 2.5040	**93.500** 3.6811	**1.0** .04	**1.70 kg** 3.75 lb	39251DE may be paired with all single cups corresponding to 39225DA and will require 6.147 mm (.2420 in) to be added to the T-width values.						
39500 Series											39585XX: MADE FROM VACUUM MELT STEEL
39573	**50.800** 2.0000	**30.162** 1.1875	**.8** .03	**1.16 kg** 2.56 lb	**39520**	**112.712** 4.4375	**23.812** .9375	**3.3** .13	**.36 kg** .79 lb	**30.163** 1.1875	39590XX: MADE FROM VACUUM MELT STEEL
39575	**50.800** 2.0000	**30.162** 1.1875	**3.5** .14	**1.16 kg** 2.55 lb	***39520-B**	**112.712** 4.4375	**23.812** .9375	**3.3** .13	**.43 kg** .96 lb	**11.908** .4688	39520-B : FLANGE ON OD FRONTFACE, BEARING WIDTH IS T1 DIMENSION
39578	**53.975** 2.1250	**30.162** 1.1875	**3.5** .14	**1.09 kg** 2.41 lb	***39520-BXX**	**112.712** 4.4375	**23.812** .9375	**3.3** .13	**.43 kg** .96 lb	**11.908** .4688	

39500 SERIES CONTINUED ON NEXT PAGE

¨These Maximum Fillet Radii will be cleared by the Cone or Cup Radii.
†Bore or O.D. shown are maximum dimensions. *See Remarks Column.

CONE Number	CONE BORE d	CONE WIDTH B	Max Shaft Fillet Radii R ¨	Weight	CUP Number	CUP OUTSIDE DIA D	CUP WIDTH C	Max Hs'ng Fillet Radii r ¨	Weight	BEARING WIDTH T	Remarks
39500 Series (cont)											39520-BXX : FLANGE ON OD FRONTFACE, BEARING WIDTH IS T1 DIMENSION MADE FROM VACUUM MELT STEEL
39580	**57.150** 2.2500	**30.162** 1.1875	**3.5** .14	**1.03 kg** 2.26 lb	***39520DC**	**112.712** 4.4375	**55.562** 2.1875	**.8** .03	**.88 kg** 1.94 lb	**68.263** 2.6875	
39581	**57.150** 2.2500	**30.162** 1.1875	**8.0** .31	**.99 kg** 2.18 lb	**39520P**	**112.712** 4.4375	**23.812** .9375	**3.3** .13	**.35 kg** .77 lb	**30.163** 1.1875	
39582A	**60.000** 2.3622	**30.162** 1.1875	**.8** .03	**.98 kg** 2.15 lb	***39520XX**	**112.712** 4.4375	**23.812** .9375	**3.3** .13	**.36 kg** .79 lb	**30.163** 1.1875	39520DC : GROOVE IN OD CENTER HOLES IN OD CENTER
†J39582	**60.000** 2.3622	**31.000** 1.2205	**3.5** .14	**.98 kg** 2.15 lb	**39521**	**112.712** 4.4375	**23.812** .9375	**.8** .03	**.36 kg** .80 lb	**30.163** 1.1875	39520XX : MADE FROM VACUUM MELT STEEL
39585	**63.500** 2.5000	**30.162** 1.1875	**3.5** .14	**.88 kg** 1.95 lb	**39522**	**112.712** 4.4375	**30.162** 1.1875	**3.3** .13	**.46 kg** 1.02 lb	**36.513** 1.4375	
39585A	**63.500** 2.5000	**30.162** 1.1875	**.8** .03	**.89 kg** 1.97 lb	**39528**	**119.985** 4.7238	**26.949** 1.0610	**.8** .03	**.70 kg** 1.55 lb	**32.751** 1.2894	
39585P	**63.500** 2.5000	**30.162** 1.1875	**3.5** .14	**.90 kg** 1.99 lb							
***39585XX**	**63.500** 2.5000	**30.162** 1.1875	**3.5** .14	**.90 kg** 1.98 lb							
39586	**64.988** 2.5586	**30.924** 1.2175	**2.3** .09	**.86 kg** 1.90 lb							
39589	**66.675** 2.6250	**30.162** 1.1875	**1.5** .06	**.82 kg** 1.80 lb							
39590	**66.675** 2.6250	**30.162** 1.1875	**3.5** .14	**.81 kg** 1.80 lb							
39590A	**66.650** 2.6240	**30.162** 1.1875	**3.5** .14	**.80 kg** 1.77 lb							
***39590XX**	**66.675** 2.6250	**30.162** 1.1875	**3.5** .14	**.82 kg** 1.81 lb							
39591	**66.675** 2.6250	**30.162** 1.1875	**5.5** .22	**.79 kg** 1.74 lb							
39585D	**63.500** 2.5000	**60.325** 2.3750	**.8** .03	**2.14 kg** 4.73 lb	**39520**	**112.712** 4.4375	**23.812** .9375	**3.3** .13	**.36 kg** .79 lb	**60.325** 2.3750	
					39520P	**112.712** 4.4375	**23.812** .9375	**3.3** .13	**.35 kg** .77 lb	**60.325** 2.3750	
					***39520XX**	**112.712** 4.4375	**23.812** .9375	**3.3** .13	**.36 kg** .79 lb	**60.325** 2.3750	
					39521	**112.712** 4.4375	**23.812** .9375	**.8** .03	**.36 kg** .80 lb	**60.325** 2.3750	
					39522	**112.712** 4.4375	**30.162** 1.1875	**3.3** .13	**.46 kg** 1.02 lb	**73.025** 2.8750	
					39528	**119.985** 4.7238	**26.949** 1.0610	**.8** .03	**.70 kg** 1.55 lb	**65.502** 2.5788	
41000 Series											41125W: SPECIAL BACKFACE RADIUS
41100	**25.400** 1.0000	**24.257** .9550	**2.3** .09	**.32 kg** .70 lb	***41286-B**	**72.626** 2.8593	**17.462** .6875	**1.5** .06	**.20 kg** .45 lb	**12.700** .5000	NA41125: SPECIAL BACKFACE RADIUS
41106	**26.988** 1.0625	**24.257** .9550	**2.3** .09	**.30 kg** .67 lb	**41286**	**72.626** 2.8593	**17.462** .6875	**1.5** .06	**.18 kg** .39 lb	**24.607** .9688	41286-B : FLANGE ON OD FRONTFACE, BEARING WIDTH IS T1 DIMENSION
41125	**28.575** 1.1250	**24.257** .9550	**4.8** .19	**.28 kg** .63 lb	***41294D**	**74.612** 2.9375	**41.275** 1.6250	**1.5** .06	**.50 kg** 1.09 lb	**55.565** 2.1876	41294D : GROOVE IN OD CENTER HOLES IN OD CENTER
***41125W**	**28.575** 1.1250	**24.257** .9550	**2.3** .09	**.29 kg** .64 lb							
41126	**28.575** 1.1250	**24.257** .9550	**1.5** .06	**.29 kg** .65 lb							
***NA41125**	**28.575** 1.1250	**27.783** 1.0938	**2.3** .09	**-** -	***41294D**	**74.612** 2.9375	**41.275** 1.6250	**1.5** .06	**.50 kg** 1.09 lb	**55.565** 2.1876	
42000 Series											42314DE: EXTENDED SMALL RIB
***42314DE**	**80.000** 3.1496	**127.000** 5.0000	**.8** .03	**6.02 kg** 13.28 lb	**42584**	**148.430** 5.8437	**21.433** .8438	**3.0** .12	**.55 kg** 1.22 lb	**57.150** 2.2500	42314DEE: EXTENDED SMALL RIB
***42314DEE**	**80.000** 3.1496	**127.000** 5.0000	**.8** .03	**6.02 kg** 13.28 lb	***42584XX**	**148.430** 5.8437	**21.433** .8438	**3.0** .12	**.55 kg** 1.22 lb	**57.150** 2.2500	42318DA: ASYMMETRICAL BEARING HOLES IN OD LEFTFACE
***42318DA**	**80.962** 3.1875	**106.362** 4.1875	**.8** .03	**5.24 kg** 11.55 lb	**42585**	**148.430** 5.8437	**25.400** 1.0000	**3.3** .13	**.59 kg** 1.29 lb	**57.150** 2.2500	
***42318DAA**	**80.962** 3.1875	**106.362** 4.1875	**.8** .03	**5.24 kg** 11.55 lb	**42586**	**148.430** 5.8437	**31.750** 1.2500	**3.3** .13	**.85 kg** 1.88 lb	**69.850** 2.7500	42318DAA: ASYMMETRICAL BEARING HOLES IN OD LEFTFACE

¨These Maximum Fillet Radii will be cleared by the Cone or Cup Radii.
†Bore or O.D. shown are maximum dimensions. *See Remarks Column.

42000 SERIES CONTINUED ON NEXT PAGE

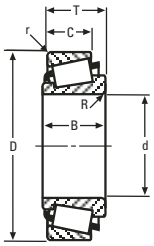

SINGLE ROW

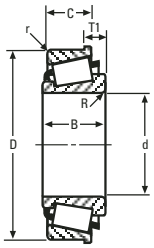

SINGLE ROW WITH FLANGE

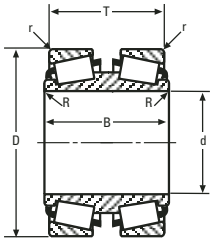

DOUBLE CONE

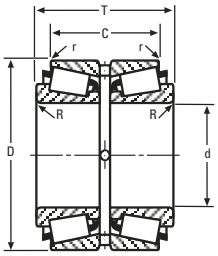

DOUBLE CUP

CONE Number	CONE BORE d	CONE WIDTH B	Max Shaft Fillet Radii R ¨	Weight	CUP Number	CUP OUTSIDE DIA D	CUP WIDTH C	Max Hs'ng Fillet Radii r ¨	Weight	BEARING WIDTH T	Remarks
42000 Series (cont)											
***42318DE**	**80.962**	**127.000**	**.8**	**5.88 kg**	**42587**	**149.225**	**24.608**	**3.3**	**.69 kg**	**63.500**	
	3.1875	5.0000	.03	12.96 lb		5.8750	.9688	.13	1.53 lb	2.5000	42318DE: EXTENDED SMALL RIB
***42318DEE**	**80.962**	**127.000**	**.8**	**5.88 kg**	**42590**	**149.974**	**24.608**	**3.3**	**.73 kg**	**63.500**	
	3.1875	5.0000	.03	12.96 lb		5.9045	.9688	.13	1.60 lb	2.5000	42318DEE: EXTENDED SMALL RIB
***42325DE**	**82.550**	**127.000**	**.8**	**5.71 kg**							
	3.2500	5.0000	.03	12.60 lb							42325DE: EXTENDED SMALL RIB
***42325DEE**	**82.550**	**127.000**	**.8**	**5.71 kg**							
	3.2500	5.0000	.03	12.60 lb							42325DEE: EXTENDED SMALL RIB
***42334DE**	**85.000**	**127.000**	**.8**	**5.39 kg**							
	3.3465	5.0000	.03	11.88 lb							42334DE: EXTENDED SMALL RIB
***42334DEE**	**85.000**	**127.000**	**.8**	**5.39 kg**							
	3.3465	5.0000	.03	11.88 lb							42334DEE: EXTENDED SMALL RIB
***42343DA**	**87.312**	**106.362**	**.8**	**4.55 kg**							
	3.4375	4.1875	.03	10.04 lb							42342DA: ASYMMETRICAL BEARING HOLES IN OD LEFTFACE
***42343DAA**	**87.312**	**106.362**	**.8**	**4.55 kg**							
	3.4375	4.1875	.03	10.04 lb							
***42343DE**	**87.312**	**127.000**	**.8**	**5.08 kg**							42343DA: ASYMMETRICAL BEARING HOLES IN OD LEFTFACE
	3.4375	5.0000	.03	11.21 lb							
***42343DEE**	**87.312**	**127.000**	**.8**	**5.08 kg**							
	3.4375	5.0000	.03	11.21 lb							42343DAA: ASYMMETRICAL BEARING HOLES IN OD LEFTFACE
***42350DA**	**88.900**	**106.362**	**.8**	**4.37 kg**							
	3.5000	4.1875	.03	9.64 lb							
***42350DAA**	**88.900**	**106.362**	**.8**	**4.37 kg**							42343DE: EXTENDED SMALL RIB
	3.5000	4.1875	.03	9.64 lb							
***42350DE**	**88.900**	**127.000**	**.8**	**4.87 kg**							42343DEE: EXTENDED SMALL RIB
	3.5000	5.0000	.03	10.75 lb							
***42350DEE**	**88.900**	**127.000**	**.8**	**4.87 kg**							42349DA: ASYMMETRICAL BEARING HOLES IN OD LEFTFACE
	3.5000	5.0000	.03	10.75 lb							
***42354DE**	**90.000**	**127.000**	**.8**	**4.71 kg**							
	3.5433	5.0000	.03	10.39 lb							42350DA: ASYMMETRICAL BEARING
***42354DEE**	**90.000**	**127.000**	**.8**	**4.71 kg**							HOLES IN OD LEFTFACE
	3.5433	5.0000	.03	10.39 lb							
42362D	**92.075**	**57.942**	**1.5**	**3.18 kg**							42350DAA: ASYMMETRICAL BEARING HOLES IN OD LEFTFACE
	3.6250	2.2812	.06	7.02 lb							
***42363D**	**92.075**	**59.929**	**1.5**	**3.21 kg**							
	3.6250	2.3594	.06	7.07 lb							42350DE: EXTENDED SMALL RIB
42346	**87.960**	**28.971**	**3.0**	**1.42 kg**	**42584**	**148.430**	**21.433**	**3.0**	**.55 kg**	**28.575**	42350DEE: EXTENDED SMALL RIB
	3.4630	1.1406	.12	3.12 lb		5.8437	.8438	.12	1.22 lb	1.1250	
42350	**88.900**	**28.971**	**3.0**	**1.39 kg**	***42584XX**	**148.430**	**21.433**	**3.0**	**.55 kg**	**28.575**	42354DE: EXTENDED SMALL RIB
	3.5000	1.1406	.12	3.06 lb		5.8437	.8438	.12	1.22 lb	1.1250	
42354X	**90.000**	**28.971**	**3.0**	**1.35 kg**	**42585**	**148.430**	**25.400**	**3.3**	**.59 kg**	**28.575**	42354DEE: EXTENDED SMALL RIB
	3.5433	1.1406	.12	2.98 lb		5.8437	1.0000	.13	1.29 lb	1.1250	
42362	**92.075**	**28.971**	**3.5**	**1.28 kg**	**42586**	**148.430**	**31.750**	**3.3**	**.85 kg**	**34.925**	42363D: ASYMMETRICAL BEARING EXTENDED SMALL RIB
	3.6250	1.1406	.14	2.82 lb		5.8437	1.2500	.13	1.88 lb	1.3750	SHOULDER ON OD RIGHTFACE
42368	**93.662**	**28.971**	**3.0**	**1.23 kg**	**42587**	**149.225**	**24.608**	**3.3**	**.69 kg**	**31.750**	
	3.6875	1.1406	.12	2.72 lb		5.8750	.9688	.13	1.53 lb	1.2500	
42373	**94.976**	**28.971**	**3.0**	**1.20 kg**	***42587-B**	**149.225**	**24.608**	**3.3**	**.75 kg**	**12.700**	42584XX : MADE FROM VACUUM MELT STEEL
	3.7392	1.1406	.12	2.64 lb		5.8750	.9688	.13	1.66 lb	.5000	
42375	**95.250**	**28.971**	**3.0**	**1.19 kg**	***42587D**	**149.225**	**52.388**	**.8**	**1.61 kg**	**66.672**	42587-B : FLANGE ON OD FRONTFACE, BEARING WIDTH IS T1 DIMENSION
	3.7500	1.1406	.12	2.62 lb		5.8750	2.0625	.03	3.55 lb	2.6249	
42375A	**95.250**	**28.971**	**.8**	**1.19 kg**	***42587DC**	**149.225**	**52.388**	**.8**	**1.61 kg**	**66.672**	
	3.7500	1.1406	.03	2.62 lb		5.8750	2.0625	.03	3.55 lb	2.6249	42587D : GROOVE IN OD CENTER HOLES IN OD CENTER
42376	**95.250**	**28.971**	**3.5**	**1.17 kg**	**42590**	**149.974**	**24.608**	**3.3**	**.73 kg**	**31.750**	
	3.7500	1.1406	.14	2.59 lb		5.9045	.9688	.13	1.60 lb	1.2500	42587DC : HOLES IN OD CENTER
42381	**96.838**	**28.971**	**3.5**	**1.12 kg**							
	3.8125	1.1406	.14	2.47 lb							
***42342DA**	**87.312**	**108.720**	**.8**	**4.63 kg**	42342DA and grouped cones may be paired with all single cups corresponding to 42314DE and will require -2.380 mm (-.0937 in) to be added to the T-width values.						
	3.4375	4.2803	.03	10.20 lb							
***42349DA**	**88.900**	**108.720**	**.8**	**4.44 kg**							
	3.5000	4.2803	.03	9.79 lb							

42600 SERIES CONTINUED ON NEXT PAGE

¨These Maximum Fillet Radii will be cleared by the Cone or Cup Radii.
†Bore or O.D. shown are maximum dimensions. *See Remarks Column.

CONE Number	CONE BORE d	CONE WIDTH B	Max Shaft Fillet Radii R ¨	Weight	CUP Number	CUP OUTSIDE DIA D	CUP WIDTH C	Max Hs'ng Fillet Radii r ¨	Weight	BEARING WIDTH T	Remarks
42600 Series											42620-B : FLANGE ON OD FRONTFACE, BEARING WIDTH IS T1 DIMENSION
42683	**73.025** 2.8750	**31.000** 1.2205	**3.5** .14	**1.09 kg** 2.40 lb	***42620-B**	**127.000** 5.0000	**22.225** .8750	**3.3** .13	**.49 kg** 1.08 lb	**13.495** .5313	42623-B : FLANGE ON OD FRONTFACE, BEARING WIDTH IS T1 DIMENSION
42686	**74.988** 2.9523	**31.000** 1.2205	**6.4** .25	**1.01 kg** 2.22 lb	**42620**	**127.000** 5.0000	**22.225** .8750	**3.3** .13	**.43 kg** .94 lb	**30.163** 1.1875	
42687	**76.200** 3.0000	**31.000** 1.2205	**3.5** .14	**1.01 kg** 2.22 lb	***42623-B**	**130.000** 5.1181	**22.225** .8750	**3.3** .13	**.62 kg** 1.36 lb	**13.495** .5313	
42687A	**76.200** 3.0000	**31.000** 1.2205	**1.3** .05	**1.01 kg** 2.23 lb	**42624**	**129.974** 5.1171	**27.000** 1.0630	**2.3** .09	**.67 kg** 1.48 lb	**33.248** 1.3090	
42688	**76.200** 3.0000	**31.000** 1.2205	**6.4** .25	**.97 kg** 2.14 lb							
42690	**77.788** 3.0625	**31.000** 1.2205	**3.5** .14	**.95 kg** 2.10 lb							
42690H	**77.788** 3.0625	**31.000** 1.2205	**3.5** .14	**.96 kg** 2.11 lb							
43000 Series											43112: SPECIAL BACKFACE RADIUS
43096	**24.384** .9600	**24.074** .9478	**.8** .03	**.43 kg** .94 lb	**43300**	**76.200** 3.0000	**16.670** .6563	**3.3** .13	**.15 kg** .32 lb	**24.608** .9688	43117: BROKEN FRONTFACE ID SPECIAL BACKFACE RADIUS
***43112**	**28.575** 1.1250	**24.074** .9478	**.8** .03	**.39 kg** .87 lb	***43312-B**	**79.375** 3.1250	**17.462** .6875	**1.5** .06	**.25 kg** .55 lb	**13.495** .5313	
***43117**	**29.987** 1.1806	**24.074** .9478	**1.5** .06	**.38 kg** .84 lb	**43312**	**79.375** 3.1250	**17.462** .6875	**1.5** .06	**.22 kg** .48 lb	**25.400** 1.0000	43118: BROKEN FRONTFACE ID SPECIAL BACKFACE RADIUS
***43118**	**30.162** 1.1875	**24.074** .9478	**1.5** .06	**.38 kg** .84 lb	**43315**	**80.167** 3.1562	**23.812** .9375	**2.3** .09	**.28 kg** .61 lb	**26.988** 1.0625	
***43125**	**31.750** 1.2500	**24.074** .9478	**1.5** .06	**.36 kg** .80 lb	***43319DC**	**80.962** 3.1875	**39.688** 1.5625	**1.5** .06	**.55 kg** 1.21 lb	**55.563** 2.1875	43125: BROKEN FRONTFACE ID SPECIAL BACKFACE RADIUS
***43131**	**33.338** 1.3125	**24.074** .9478	**3.5** .14	**.34 kg** .76 lb	***43319D**	**80.962** 3.1875	**39.688** 1.5625	**1.5** .06	**.55 kg** 1.21 lb	**55.563** 2.1875	43131: BROKEN FRONTFACE ID SPECIAL BACKFACE RADIUS
***43131W**	**33.338** 1.3125	**24.074** .9478	**3.5** .14	**.34 kg** .76 lb	**43326**	**82.550** 3.2500	**17.462** .6875	**1.5** .06	**.27 kg** .60 lb	**25.400** 1.0000	43131W: BROKEN FRONTFACE ID SPECIAL BACKFACE RADIUS
***43132**	**33.338** 1.3125	**24.074** .9478	**2.0** .08	**.35 kg** .77 lb							
***43137X**	**34.925** 1.3750	**24.074** .9478	**3.5** .14	**.33 kg** .72 lb							NA43131: BROKEN FRONTFACE ID SPECIAL BACKFACE RADIUS
***NA43131**	**33.338** 1.3125	**27.783** 1.0938	**2.3** .09	**-** -	***43319DC**	**80.962** 3.1875	**39.688** 1.5625	**1.5** .06	**.55 kg** 1.21 lb	**55.565** 2.1876	43132: BROKEN FRONTFACE ID SPECIAL BACKFACE RADIUS
					***43319D**	**80.962** 3.1875	**39.688** 1.5625	**1.5** .06	**.55 kg** 1.21 lb	**55.565** 2.1876	43137X: BROKEN FRONTFACE ID SPECIAL BACKFACE RADIUS
											43138X: BROKEN FRONTFACE ID SPECIAL BACKFACE RADIUS
											43312-B : FLANGE ON OD FRONTFACE, BEARING WIDTH IS T1 DIMENSION
											43319D : GROOVE IN OD CENTER HOLES IN OD CENTER
											43319DC : HOLES IN OD CENTER
***43138X**	**35.000** 1.3780	**23.282** .9166	**3.5** .14	**.32 kg** .70 lb	43138X may be paired with all single cups corresponding to 43096 and will require -.792 mm (-.0312 in) to be added to the T-width values. 43138X may be paired with all double cups corresponding to 43096 and will require -1.585 mm (-.0624 in) to be added to the T-width values.						
44000 Series											44348-B : FLANGE ON OD FRONTFACE, BEARING WIDTH IS T1 DIMENSION
44126	**31.750** 1.2500	**23.698** .9330	**1.5** .06	**.54 kg** 1.19 lb	***44348-B**	**88.500** 3.4843	**17.462** .6875	**1.5** .06	**.28 kg** .61 lb	**13.493** .5312	
44131	**33.338** 1.3125	**23.698** .9330	**2.0** .08	**.52 kg** 1.15 lb	**44348**	**88.500** 3.4843	**17.462** .6875	**1.5** .06	**.24 kg** .53 lb	**25.400** 1.0000	44348D : GROOVE IN OD CENTER HOLES IN OD CENTER
44143	**36.512** 1.4375	**23.698** .9330	**2.3** .09	**.49 kg** 1.08 lb	***44348D**	**88.500** 3.4843	**39.688** 1.5625	**.6** .02	**.53 kg** 1.16 lb	**55.563** 2.1875	44363D : GROOVE IN OD CENTER HOLES IN OD CENTER
44143W	**36.512** 1.4375	**23.698** .9330	**2.3** .09	**.48 kg** 1.06 lb	**44354**	**89.992** 3.5430	**17.462** .6875	**1.5** .06	**.27 kg** .60 lb	**25.400** 1.0000	

¨These Maximum Fillet Radii will be cleared by the Cone or Cup Radii.
†Bore or O.D. shown are maximum dimensions. *See Remarks Column.

44000 SERIES CONTINUED ON NEXT PAGE

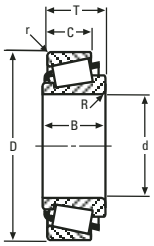

SINGLE ROW

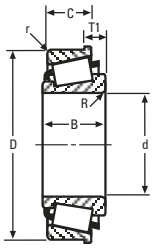

SINGLE ROW WITH FLANGE

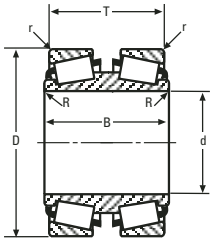

DOUBLE CONE

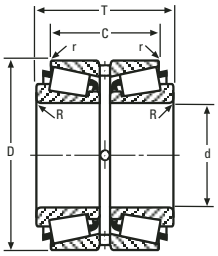

DOUBLE CUP

CONE Number	CONE BORE d	CONE WIDTH B	Max Shaft Fillet Radii R ¨	Weight	CUP Number	CUP OUTSIDE DIA D	CUP WIDTH C	Max Hs'ng Fillet Radii r ¨	Weight	BEARING WIDTH T	Remarks
44000 Series (cont)											
44150	**38.100** 1.5000	**23.698** .9330	**2.3** .09	**.47 kg** 1.04 lb	***44363D**	**92.075** 3.6250	**39.688** 1.5625	**1.5** .06	**.70 kg** 1.55 lb	**55.563** 2.1875	
44156	**39.688** 1.5625	**23.698** .9330	**2.3** .09	**.45 kg** 1.00 lb							
44157	**40.000** 1.5748	**23.698** .9330	**2.3** .09	**.45 kg** .99 lb							
44158	**39.688** 1.5625	**23.698** .9330	**3.5** .14	**.45 kg** .99 lb							
44162	**41.275** 1.6250	**23.698** .9330	**2.3** .09	**.44 kg** .96 lb							
NA44143	**36.512** 1.4375	**27.783** 1.0938	**.8** .03	**-** -	***44348D**	**88.500** 3.4843	**39.688** 1.5625	**.6** .02	**.53 kg** 1.16 lb	**55.565** 2.1876	
NA44156	**39.688** 1.5625	**27.783** 1.0938	**2.3** .09	**-** -	***44363D**	**92.075** 3.6250	**39.688** 1.5625	**1.5** .06	**.70 kg** 1.55 lb	**55.565** 2.1876	
NA44163	**41.275** 1.6250	**27.783** 1.0938	**.8** .03	**-** -							
44157X	**40.000** 1.5748	**23.063** .9080	**2.3** .09	**.44 kg** .98 lb	44157X may be paired with all single cups corresponding to 44126 and will require -.635 mm (-.0250 in) to be added to the T-width values. 44157X may be paired with all double cups corresponding to 44126 and will require -1.270 mm (-.0500 in) to be added to the T-width values.						
L44600 Series											L44643X: GROOVE IN ID BACKFACE
L44640	**23.812** .9375	**14.732** .5800	**1.5** .06	**.09 kg** .21 lb	**L44610-Z**	**50.292** 1.9800	**10.668** .4200	**1.3** .05	**.04 kg** .08 lb	**14.224** .5600	
†JL44642A	**25.000** .9843	**14.732** .5800	**1.3** .05	**.09 kg** .20 lb	**L44610**	**50.292** 1.9800	**10.668** .4200	**1.3** .05	**.04 kg** .08 lb	**14.224** .5600	
L44642	**25.400** 1.0000	**14.732** .5800	**3.5** .14	**.08 kg** .18 lb	**L44613**	**51.986** 2.0467	**12.700** .5000	**2.0** .08	**.06 kg** .12 lb	**15.011** .5910	
L44643	**25.400** 1.0000	**14.732** .5800	**1.3** .05	**.09 kg** .19 lb	**†JL44615**	**52.000** 2.0472	**10.668** .4200	**1.3** .05	**.05 kg** .11 lb	**14.224** .5600	
L44643H	**25.400** 1.0000	**14.732** .5800	**1.3** .05	**-** -							
***L44643X**	**25.400** 1.0000	**14.732** .5800	**1.3** .05	**.09 kg** .19 lb							
L44645	**25.987** 1.0231	**14.732** .5800	**3.5** .14	**.08 kg** .18 lb							
L44649	**26.988** 1.0625	**14.732** .5800	**3.5** .14	**.08 kg** .17 lb							
L44649-Z	**26.988** 1.0625	**14.732** .5800	**3.5** .14	**.08 kg** .17 lb							
L44649F	**26.988** 1.0625	**14.732** .5800	**3.5** .14	**-** -							
L44649H	**26.988** 1.0625	**14.732** .5800	**3.5** .14	**.08 kg** .17 lb							
45200 Series											45220-B : FLANGE ON OD FRONTFACE, BEARING WIDTH IS T1 DIMENSION
45280	**44.450** 1.7500	**30.958** 1.2188	**.8** .03	**1.00 kg** 2.20 lb	***45220-B**	**104.775** 4.1250	**23.812** .9375	**3.3** .13	**.39 kg** .85 lb	**11.907** .4688	
45282	**47.625** 1.8750	**30.958** 1.2188	**3.5** .14	**.94 kg** 2.07 lb	**45220**	**104.775** 4.1250	**23.812** .9375	**3.3** .13	**.35 kg** .76 lb	**30.162** 1.1875	
45284	**50.800** 2.0000	**30.958** 1.2188	**6.4** .25	**.86 kg** 1.89 lb	**45221**	**104.775** 4.1250	**23.812** .9375	**.8** .03	**.35 kg** .77 lb	**30.162** 1.1875	
45285	**50.800** 2.0000	**30.958** 1.2188	**2.3** .09	**.89 kg** 1.95 lb	**45222**	**106.362** 4.1875	**23.812** .9375	**3.3** .13	**.39 kg** .85 lb	**30.162** 1.1875	
45285A	**50.800** 2.0000	**30.958** 1.2188	**.8** .03	**.88 kg** 1.95 lb							
45287	**53.975** 2.1250	**30.958** 1.2188	**.8** .03	**.82 kg** 1.81 lb							
45289	**57.150** 2.2500	**30.958** 1.2188	**.8** .03	**.75 kg** 1.66 lb							
45290	**57.150** 2.2500	**30.958** 1.2188	**2.3** .09	**.75 kg** 1.66 lb							
45290CA	**57.150** 2.2500	**30.958** 1.2188	**2.3** .09	**.75 kg** 1.66 lb							
45291	**57.150** 2.2500	**30.958** 1.2188	**6.4** .25	**.72 kg** 1.60 lb							

L45400 SERIES CONTINUED ON NEXT PAGE

¨These Maximum Fillet Radii will be cleared by the Cone or Cup Radii.
†Bore or O.D. shown are maximum dimensions. *See Remarks Column.

CONE Number	CONE BORE d	CONE WIDTH B	Max Shaft Fillet Radii R ¨	Weight	CUP Number	CUP OUTSIDE DIA D	CUP WIDTH C	Max Hs'ng Fillet Radii r ¨	Weight	BEARING WIDTH T	Remarks
L45400 Series											L45410 : CHAMFER ON FRONTFACE OD
L45449	**29.000** 1.1417	**14.732** .5800	**3.5** .14	**.08 kg** .17 lb	***L45410-Z**	**50.292** 1.9800	**10.668** .4200	**1.3** .05	**.03 kg** .08 lb	**14.224** .5600	L45410-Z : CHAMFER ON FRONTFACE OD
L45449F	**29.000** 1.1417	**14.732** .5800	**3.5** .14	**-** -	***L45410**	**50.292** 1.9800	**10.668** .4200	**1.3** .05	**.03 kg** .08 lb	**14.224** .5600	
46000 Series											
46143	**36.512** 1.4375	**31.750** 1.2500	**1.5** .06	**.75 kg** 1.65 lb	**46368**	**93.662** 3.6875	**26.195** 1.0313	**3.3** .13	**.40 kg** .88 lb	**31.750** 1.2500	
46150	**38.100** 1.5000	**31.750** 1.2500	**.8** .03	**.73 kg** 1.60 lb	**46369**	**93.662** 3.6875	**26.195** 1.0313	**1.3** .05	**.41 kg** .90 lb	**31.750** 1.2500	
46151	**38.100** 1.5000	**31.750** 1.2500	**3.5** .14	**.72 kg** 1.59 lb							
46162	**41.275** 1.6250	**31.750** 1.2500	**.8** .03	**.68 kg** 1.49 lb							
46175	**44.450** 1.7500	**31.750** 1.2500	**.8** .03	**.62 kg** 1.38 lb							
46176	**44.450** 1.7500	**31.750** 1.2500	**3.5** .14	**.62 kg** 1.36 lb							
46700 Series											46777T: REVERSE TAPERED BORE
***46780**	**158.750** 6.2500	**39.688** 1.5625	**3.5** .14	**-** -	**46720**	**225.425** 8.8750	**33.338** 1.3125	**3.3** .13	**1.63 kg** 3.59 lb	**41.275** 1.6250	46780: FRONTFACE CHAMFER
***46790**	**165.100** 6.5000	**39.688** 1.5625	**3.5** .14	**-** -	***46720-B**	**225.425** 8.8750	**33.338** 1.3125	**3.3** .13	**1.66 kg** 3.67 lb	**13.495** .5313	46780TD: TAPERED BORE
***46790A**	**165.100** 6.5000	**39.688** 1.5625	**spcl.** spcl.	**-** -	***46720CD**	**225.425** 8.8750	**69.850** 2.7500	**.8** .03	**3.49 kg** 7.70 lb	**85.725** 3.3750	46790: FRONTFACE CHAMFER
***46791A**	**166.000** 6.5354	**39.688** 1.5625	**3.5** .14	**-** -	***46720DV**	**225.425** 8.8750	**69.850** 2.7500	**.8** .03	**3.49 kg** 7.70 lb	**85.725** 3.3750	46790A: BROKEN FRONTFACE ID
***46792**	**166.688** 6.5625	**39.688** 1.5625	**spcl.** spcl.	**-** -	***46720DW**	**225.425** 8.8750	**69.850** 2.7500	**.8** .03	**-** -	**85.725** 3.3750	SPECIAL BACKFACE RADIUS
					***46721D**	**225.425** 8.8750	**76.200** 3.0000	**.8** .03	**4.15 kg** 9.14 lb	**92.075** 3.6250	NA46790: BROKEN FRONTFACE ID SPECIAL BACKFACE RADIUS
					46721XD	**225.425** 8.8750	**76.200** 3.0000	**.8** .03	**-** -	**92.075** 3.6250	NA46790-SW: FRONTFACE CHAMFER SLOTS IN FRONTFACE
***46780TD**	**158.750** 6.2500	**76.200** 3.0000	**spcl.** spcl.	**8.96 kg** 19.76 lb	**46720**	**225.425** 8.8750	**33.338** 1.3125	**3.3** .13	**1.63 kg** 3.59 lb	**79.375** 3.1250	NA46790-SWV: EXTENDED LARGE RIB FRONTFACE CHAMFER MADE FROM VACUUM MELT STEEL SLOTS IN FRONTFACE SPECIAL BACKFACE RADIUS
46790D	**165.100** 6.5000	**76.200** 3.0000	**spcl.** spcl.	**7.53 kg** 16.60 lb							
***46791D**	**165.100** 6.5000	**79.375** 3.1250	**spcl.** spcl.	**7.58 kg** 16.72 lb							
***46791DW**	**165.100** 6.5000	**79.375** 3.1250	**spcl.** spcl.	**7.58 kg** 16.72 lb							46791A: BROKEN FRONTFACE ID
											46791D: ASYMMETRICAL BEARING SHOULDER ON OD RIGHTFACE
											46791DW: ASYMMETRICAL BEARING SHOULDER ON OD RIGHTFACE SLOTS IN LEFTFACE
											NA46791: BROKEN FRONTFACE ID EXTENDED LARGE RIB SPECIAL BACKFACE RADIUS
											46792: BROKEN FRONTFACE ID SPECIAL BACKFACE RADIUS
											46792TD: REVERSE TAPERED BORE
											46799T: TAPERED BORE
											46799TE: EXTENDED LARGE RIB SPECIAL BACKFACE RADIUS SPECIAL FRONTFACE RADIUS TAPERED BORE
											46720-B : FLANGE ON OD FRONTFACE, BEARING WIDTH IS T1 DIMENSION
											46720CD : GROOVE IN OD CENTER HOLES IN OD CENTER

¨These Maximum Fillet Radii will be cleared by the Cone or Cup Radii.
†Bore or O.D. shown are maximum dimensions. *See Remarks Column.

46700 SERIES CONTINUED ON NEXT PAGE

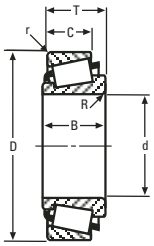

SINGLE ROW

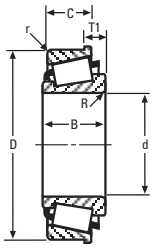

SINGLE ROW WITH FLANGE

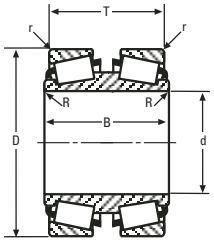

DOUBLE CONE

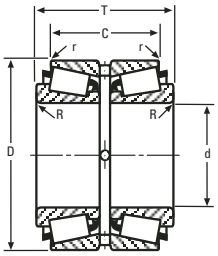

DOUBLE CUP

CONE Number	CONE BORE d	CONE WIDTH B	Max Shaft Fillet Radii R ¨	Weight	CUP Number	CUP OUTSIDE DIA D	CUP WIDTH C	Max Hs'ng Fillet Radii r ¨	Weight	BEARING WIDTH T	Remarks
46700 Series (cont)											46720DV : GROOVE IN OD CENTER HOLES IN OD CENTER MADE FROM VACUUM MELT STEEL
***46777T**	**160.205**	**42.862**	**3.3**	**-**	**46720**	**225.425**	**33.338**	**3.3**	**1.63 kg**	**40.970**	
	6.3073	1.6875	.13	-		8.8750	1.3125	.13	3.59 lb	1.6130	
***46799T**	**170.655**	**42.862**	**3.0**	**-**	***46720-B**	**225.425**	**33.338**	**3.3**	**1.66 kg**	**13.190**	46720DW : GROOVE IN OD CENTER HOLES IN OD CENTER KEYWAY IN OD CENTER
	6.7187	1.6875	.12	-		8.8750	1.3125	.13	3.67 lb	.5193	
					***46721D**	**225.425**	**76.200**	**.8**	**4.15 kg**	**91.465**	
						8.8750	3.0000	.03	9.14 lb	3.6010	
					46721XD	**225.425**	**76.200**	**.8**	**-**	**91.465**	46721D : GROOVE IN OD CENTER HOLES IN OD CENTER
						8.8750	3.0000	.03	-	3.6010	
***NA46790**	**165.100**	**47.625**	**spcl.**	**-**	***46720CD**	**225.425**	**69.850**	**.8**	**3.49 kg**	**95.250**	
	6.5000	1.8750	spcl.	-		8.8750	2.7500	.03	7.70 lb	3.7500	
***NA46790-SW**	**165.100**	**47.625**	**3.5**	**-**	***46720DV**	**225.425**	**69.850**	**.8**	**3.49 kg**	**95.250**	
	6.5000	1.8750	.14	-		8.8750	2.7500	.03	7.70 lb	3.7500	
***NA46790-SWV**	**165.100**	**47.625**	**spcl.**	**-**	***46720DW**	**225.425**	**69.850**	**.8**	**-**	**95.250**	
	6.5000	1.8750	spcl.	-		8.8750	2.7500	.03	-	3.7500	
***NA46791**	**165.496**	**47.625**	**spcl.**	**-**	***46721D**	**225.425**	**76.200**	**.8**	**4.15 kg**	**95.250**	
	6.5156	1.8750	spcl.	-		8.8750	3.0000	.03	9.14 lb	3.7500	
					46721XD	**225.425**	**76.200**	**.8**	**-**	**95.250**	
						8.8750	3.0000	.03	-	3.7500	
***46792TD**	**167.084**	**82.550**	**spcl.**	**8.20 kg**	46792TD may be paired with all single cups corresponding to 46780TD and will require -.610 mm (-.0240 in) to be added to the T-width values.						
	6.5781	3.2500	spcl.	18.09 lb							
***46799TE**	**173.698**	**79.375**	**spcl.**	**-**	46799TE may be paired with all single cups corresponding to 46777T and will require 36.512 mm (1.4375 in) to be added to the T-width values.						
	6.8385	3.1250	spcl.	-							
					46799TE may be paired with all double cups corresponding to 46777T and will require 73.025 mm (2.8750 in) to be added to the T-width values.						
47400 Series											47420D : GROOVE IN OD CENTER HOLES IN OD CENTER
47487	**69.850**	**32.545**	**3.5**	**.99 kg**	**47420**	**120.000**	**26.195**	**3.3**	**.47 kg**	**32.545**	
	2.7500	1.2813	.14	2.17 lb		4.7244	1.0313	.13	1.04 lb	1.2813	
47490	**71.438**	**32.545**	**3.5**	**.94 kg**	**47420A**	**120.000**	**26.195**	**.5**	**.49 kg**	**32.545**	47420DC : HOLES IN OD CENTER
	2.8125	1.2813	.14	2.07 lb		4.7244	1.0313	.02	1.07 lb	1.2813	
					***47420D**	**120.000**	**58.738**	**.8**	**1.09 kg**	**71.437**	
						4.7244	2.3125	.03	2.41 lb	2.8125	
					***47420DC**	**120.000**	**58.738**	**.8**	**1.09 kg**	**71.437**	
						4.7244	2.3125	.03	2.41 lb	2.8125	
					†J47420X	**120.000**	**26.195**	**.8**	**.47 kg**	**32.545**	
						4.7244	1.0313	.03	1.04 lb	1.2813	
					47423	**120.650**	**26.195**	**.8**	**.51 kg**	**32.545**	
						4.7500	1.0313	.03	1.12 lb	1.2813	
47600 Series											47620-B : FLANGE ON OD FRONTFACE, BEARING WIDTH IS T1 DIMENSION
47675	**71.438**	**33.338**	**3.5**	**1.48 kg**	**47620**	**133.350**	**26.195**	**3.3**	**.56 kg**	**33.337**	
	2.8125	1.3125	.14	3.27 lb		5.2500	1.0313	.13	1.24 lb	1.3125	
47678	**76.200**	**33.338**	**6.4**	**1.31 kg**	**47620A**	**133.350**	**26.195**	**.8**	**.58 kg**	**33.337**	47622-BW : FLANGE ON OD FRONTFACE, BEARING WIDTH IS T1 DIMENSION KEYWAY IN OD SURFACE
	3.0000	1.3125	.25	2.89 lb		5.2500	1.0313	.03	1.28 lb	1.3125	
47679	**76.200**	**33.338**	**3.5**	**1.34 kg**	***47620-B**	**133.350**	**26.195**	**3.3**	**.72 kg**	**12.700**	
	3.0000	1.3125	.14	2.95 lb		5.2500	1.0313	.13	1.58 lb	.5000	
47679W	**76.200**	**33.338**	**3.5**	**1.37 kg**	**47621**	**139.992**	**29.370**	**3.3**	**.99 kg**	**36.512**	47622W : KEYWAY IN OD SURFACE THREADED OD FRONTFACE
	3.0000	1.3125	.14	3.03 lb		5.5115	1.1563	.13	2.19 lb	1.4375	
47680	**76.200**	**33.338**	**.8**	**1.35 kg**	***47622-BW**	**136.525**	**51.595**	**3.3**	**1.84 kg**	**12.304**	47623A : CHAMFER ON BACKFACE OD THREADED OD FRONTFACE
	3.0000	1.3125	.03	2.98 lb		5.3750	2.0313	.13	4.05 lb	.4844	
47681	**80.962**	**33.338**	**3.5**	**1.19 kg**	***47622W**	**136.525**	**55.562**	**3.3**	**1.81 kg**	**55.562**	47623AB : CHAMFER ON BACKFACE OD CHAMFER ON FRONTFACE OD FLANGE ON OD FRONTFACE, BEARING WIDTH IS T1 DIMENSION
	3.1875	1.3125	.14	2.61 lb		5.3750	2.1875	.13	4.00 lb	2.1875	
47685	**82.550**	**33.338**	**.8**	**1.14 kg**	***47623A**	**136.525**	**44.450**	**-**	**1.24 kg**	**44.450**	
	3.2500	1.3125	.03	2.52 lb		5.3750	1.7500	-	2.74 lb	1.7500	
47686	**82.550**	**33.338**	**3.5**	**1.13 kg**	***47623AB**	**136.525**	**38.100**	**-**	**1.32 kg**	**12.319**	
	3.2500	1.3125	.14	2.50 lb		5.3750	1.5000	-	2.91 lb	.4850	
47687	**82.550**	**33.338**	**6.8**	**1.10 kg**							
	3.2500	1.3125	.27	2.42 lb							
47688	**83.345**	**33.338**	**3.5**	**1.11 kg**							
	3.2813	1.3125	.14	2.44 lb							

47800 SERIES CONTINUED ON NEXT PAGE

¨These Maximum Fillet Radii will be cleared by the Cone or Cup Radii.
†Bore or O.D. shown are maximum dimensions. *See Remarks Column.

CONE Number	CONE BORE d	CONE WIDTH B	Max Shaft Fillet Radii R ¨	Weight	CUP Number	CUP OUTSIDE DIA D	CUP WIDTH C	Max Hs'ng Fillet Radii r ¨	Weight	BEARING WIDTH T	Remarks
47800 Series											47890XX: MADE FROM VACUUM MELT STEEL
47880	**77.788** 3.0625	**34.925** 1.3750	**3.5** .14	**1.92 kg** 4.23 lb	**47820**	**146.050** 5.7500	**26.195** 1.0313	**3.3** .13	**.65 kg** 1.43 lb	**33.337** 1.3125	7896WVC: MADE FROM VACUUM MELT STEEL
47890	**92.075** 3.6250	**34.925** 1.3750	**3.5** .14	**1.41 kg** 3.10 lb	***47820XX**	**146.050** 5.7500	**26.195** 1.0313	**3.3** .13	**.65 kg** 1.43 lb	**33.337** 1.3125	47820XX : MADE FROM VACUUM MELT STEEL
***47890XX**	**92.075** 3.6250	**34.925** 1.3750	**3.5** .14	**1.41 kg** 3.10 lb	***47822-B**	**146.050** 5.7500	**26.195** 1.0313	**1.5** .06	**.77 kg** 1.69 lb	**15.080** .5937	47822-B : FLANGE ON OD FRONTFACE, BEARING WIDTH IS T1 DIMENSION
47896	**95.250** 3.7500	**34.925** 1.3750	**3.5** .14	**1.28 kg** 2.82 lb	**47823**	**151.130** 5.9500	**26.195** 1.0313	**3.3** .13	**.89 kg** 1.97 lb	**33.337** 1.3125	47825-B : FLANGE ON OD FRONTFACE, BEARING WIDTH IS T1 DIMENSION
47896W	**95.250** 3.7500	**34.925** 1.3750	**3.5** .14	**1.27 kg** 2.81 lb	***47825-B**	**142.875** 5.6250	**26.195** 1.0313	**1.5** .06	**.60 kg** 1.32 lb	**15.080** .5937	
***47896WVC**	**95.250** 3.7500	**34.925** 1.3750	**3.5** .14	**1.29 kg** 2.84 lb							
47898	**95.250** 3.7500	**34.925** 1.3750	**7.0** .28	**1.22 kg** 2.69 lb							
48000 Series											48750-B : FLANGE ON OD FRONTFACE, BEARING WIDTH IS T1 DIMENSION
48506	**128.587** 5.0625	**31.750** 1.2500	**3.5** .14	**1.89 kg** 4.16 lb	***48750-B**	**190.500** 7.5000	**25.400** 1.0000	**3.3** .13	**1.31 kg** 2.89 lb	**15.875** .6250	
					48750	**190.500** 7.5000	**25.400** 1.0000	**3.3** .13	**1.21 kg** 2.67 lb	**34.925** 1.3750	
48100 Series											
48190	**107.950** 4.2500	**34.925** 1.3750	**3.5** .14	**1.53 kg** 3.37 lb	**48120**	**161.925** 6.3750	**26.988** 1.0625	**3.3** .13	**.81 kg** 1.79 lb	**34.925** 1.3750	
48200 Series											48290D: ASYMMETRICAL BEARING SHOULDER ON OD RIGHTFACE
48282	**120.650** 4.7500	**38.100** 1.5000	**3.5** .14	**2.55 kg** 5.62 lb	**48220**	**182.562** 7.1875	**33.338** 1.3125	**3.3** .13	**1.12 kg** 2.47 lb	**39.689** 1.5626	48290DW: ASYMMETRICAL BEARING SHOULDER ON OD LEFTFACE SLOTS IN RIGHTFACE
48286	**123.825** 4.8750	**38.100** 1.5000	**3.5** .14	**2.37 kg** 5.22 lb	***48220-B**	**182.562** 7.1875	**33.338** 1.3125	**3.3** .13	**1.29 kg** 2.84 lb	**12.700** .5000	
48290	**127.000** 5.0000	**38.100** 1.5000	**3.5** .14	**2.18 kg** 4.81 lb	***48220D**	**182.562** 7.1875	**73.025** 2.8750	**.8** .03	**2.63 kg** 5.80 lb	**85.728** 3.3751	
48290W	**127.000** 5.0000	**38.100** 1.5000	**3.5** .14	**2.15 kg** 4.75 lb	***48220DC**	**182.562** 7.1875	**73.025** 2.8750	**.8** .03	**2.63 kg** 5.80 lb	**85.728** 3.3751	48290TD: ASYMMETRICAL BEARING REVERSE TAPERED BORE SHOULDER ON OD LEFTFACE
***48290D**	**127.000** 5.0000	**76.200** 3.0000	**1.5** .06	**5.37 kg** 11.84 lb	**48220**	**182.562** 7.1875	**33.338** 1.3125	**3.3** .13	**1.12 kg** 2.47 lb	**76.200** 3.0000	NA48290-SW: EXTENDED LARGE RIB FRONTFACE CHAMFER SLOTS IN FRONTFACE
***48290DW**	**127.000** 5.0000	**76.200** 3.0000	**1.5** .06	**5.35 kg** 11.81 lb							48220-B : FLANGE ON OD FRONTFACE, BEARING WIDTH IS T1 DIMENSION
***48290TD**	**127.000** 5.0000	**76.200** 3.0000	**1.6** .06	**5.74 kg** 12.66 lb							48220D : GROOVE IN OD CENTER HOLES IN OD CENTER
NA48291	**127.000** 5.0000	**42.862** 1.6875	**3.5** .14	**4.58 kg** 10.11 lb	***48220D**	**182.562** 7.1875	**73.025** 2.8750	**.8** .03	**2.63 kg** 5.80 lb	**85.725** 3.3750	48220DC : GROOVE IN OD CENTER HOLES IN OD CENTER
					***48220DC**	**182.562** 7.1875	**73.025** 2.8750	**.8** .03	**2.63 kg** 5.80 lb	**85.725** 3.3750	
					***K103649**	**355.600** 14.0000	**157.162** 6.1875	**6.4** .25	**93.49 kg** 206.14 lb	**85.725** 3.3750	K103649 : ASYMMETRICAL BEARING FLANGE ON OD LEFTFACE
					***K109413**	**304.800** 12.0000	**157.162** 6.1875	**6.4** .25	**64.77 kg** 142.82 lb	**85.725** 3.3750	K109413 : ASYMMETRICAL BEARING FLANGE ON OD LEFTFACE
					***K302670**	**304.800** 12.0000	**157.162** 6.1875	**6.4** .25	**65.66 kg** 144.79 lb	**85.725** 3.3750	
					K326053	**330.200** 13.0000	**127.000** 5.0000	**6.4** .25	**60.11 kg** 132.55 lb	**85.725** 3.3750	K302670 : ASYMMETRICAL BEARING FLANGE ON OD LEFTFACE
***NA48290-SW**	**127.000** 5.0000	**46.830** 1.8437	**3.5** .14	**5.10 kg** 11.24 lb	NA48290-SW may be paired with all double cups corresponding to NA48291 and will require 7.935 mm (.3124 in) to be added to the T-width values.						

¨These Maximum Fillet Radii will be cleared by the Cone or Cup Radii.
†Bore or O.D. shown are maximum dimensions. *See Remarks Column.

48300 SERIES CONTINUED ON NEXT PAGE

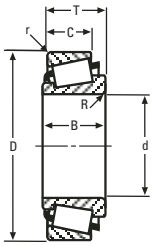

SINGLE ROW

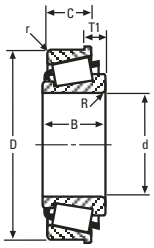

SINGLE ROW WITH FLANGE

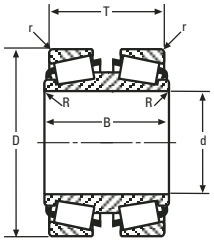

DOUBLE CONE

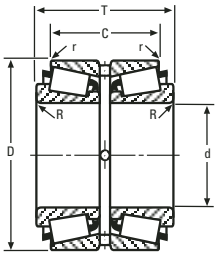

DOUBLE CUP

CONE Number	CONE BORE d	CONE WIDTH B	Max Shaft Fillet Radii R ¨	Weight	CUP Number	CUP OUTSIDE DIA D	CUP WIDTH C	Max Hs'ng Fillet Radii r ¨	Weight	BEARING WIDTH T	Remarks
48300 Series											48381DE: EXTENDED SMALL RIB
***48381DE**	**127.000**	**166.688**	**.8**	**10.15 kg**	**48320**	**190.500**	**33.338**	**3.3**	**1.14 kg**	**76.995**	48320-B : FLANGE ON OD FRONTFACE, BEARING WIDTH IS T1 DIMENSION
	5.0000	6.5625	.03	22.39 lb		7.5000	1.3125	.13	2.51 lb	3.0313	
					48328	**203.200**	**33.338**	**3.3**	**2.16 kg**	**76.995**	48320D : GROOVE IN OD CENTER HOLES IN OD CENTER
						8.0000	1.3125	.13	4.76 lb	3.0313	
48385	**133.350**	**39.688**	**3.5**	**2.42 kg**	**48320**	**190.500**	**33.338**	**3.3**	**1.14 kg**	**39.687**	48320DC : HOLES IN OD CENTER
	5.2500	1.5625	.14	5.34 lb		7.5000	1.3125	.13	2.51 lb	1.5625	
48393	**136.525**	**39.688**	**3.5**	**2.21 kg**	***48320-B**	**190.500**	**33.338**	**3.3**	**1.18 kg**	**11.908**	
	5.3750	1.5625	.14	4.88 lb		7.5000	1.3125	.13	2.60 lb	.4688	
48393A	**136.525**	**39.688**	**5.5**	**2.24 kg**	***48320D**	**190.500**	**73.025**	**.8**	**2.48 kg**	**85.725**	
	5.3750	1.5625	.22	4.93 lb		7.5000	2.8750	.03	5.46 lb	3.3750	
					***48320DC**	**190.500**	**73.025**	**.8**	**2.48 kg**	**85.725**	
						7.5000	2.8750	.03	5.46 lb	3.3750	
					48328	**203.200**	**33.338**	**3.3**	**2.16 kg**	**39.687**	
						8.0000	1.3125	.13	4.76 lb	1.5625	
NA48385	**133.350**	**42.862**	**3.5**	**5.02 kg**	***48320D**	**190.500**	**73.025**	**.8**	**2.48 kg**	**85.725**	
	5.2500	1.6875	.14	11.07 lb		7.5000	2.8750	.03	5.46 lb	3.3750	
NA48390	**136.525**	**42.862**	**3.5**	**4.57 kg**	***48320DC**	**190.500**	**73.025**	**.8**	**2.48 kg**	**85.725**	
	5.3750	1.6875	.14	10.07 lb		7.5000	2.8750	.03	5.46 lb	3.3750	
48393D	**136.525**	**77.788**	**1.5**	**5.53 kg**	48393D may be paired with all single cups corresponding to 48381DE and will require .792 mm (.0312 in) to be added to the T-width values.						
	5.3750	3.0625	.06	12.20 lb							
LM48500 Series											LM48534-SD: EXTENDED SMALL RIB SQUARE BORE
***LM48534-SD**	**35.052**	**66.675**	**spcl.**	**.69 kg**	**LM48510**	**65.088**	**13.970**	**1.3**	**.09 kg**	**38.100**	
	1.3800	2.6250	spcl.	1.53 lb		2.5625	.5500	.05	.19 lb	1.5000	
					LM48510P	**65.088**	**13.970**	**1.3**	**.09 kg**	**38.100**	LM48548: SPECIAL BACKFACE RADIUS
						2.5625	.5500	.05	.19 lb	1.5000	
					LM48511	**65.088**	**16.256**	**1.3**	**.11 kg**	**42.672**	LM48548C: SPECIAL BACKFACE RADIUS
						2.5625	.6400	.05	.23 lb	1.6800	
					LM48511A	**65.088**	**17.018**	**1.5**	**.11 kg**	**44.196**	LM48548P: SPECIAL BACKFACE RADIUS
						2.5625	.6700	.06	.25 lb	1.7400	LM48510-B : FLANGE ON OD FRONTFACE, BEARING WIDTH IS T1 DIMENSION
					LM48514	**68.262**	**13.970**	**1.3**	**.12 kg**	**38.100**	
						2.6875	.5500	.05	.27 lb	1.5000	
					***LM48514XP**	**68.262**	**13.970**	**1.3**	**.12 kg**	**38.100**	LM48514XP : GROOVE IN OD CENTER
						2.6875	.5500	.05	.27 lb	1.5000	
LM48545	**35.128**	**18.288**	**.8**	**.17 kg**	**LM48510**	**65.088**	**13.970**	**1.3**	**.09 kg**	**18.034**	
	1.3830	.7200	.03	.36 lb		2.5625	.5500	.05	.19 lb	.7100	
***LM48548**	**34.925**	**18.288**	**spcl.**	**.16 kg**	***LM48510-B**	**65.088**	**13.970**	**1.3**	**.09 kg**	**7.239**	
	1.3750	.7200	spcl.	.35 lb		2.5625	.5500	.05	.20 lb	.2850	
LM48548A	**34.925**	**18.288**	**.8**	**.16 kg**	**LM48510P**	**65.088**	**13.970**	**1.3**	**.09 kg**	**18.034**	
	1.3750	.7200	.03	.36 lb		2.5625	.5500	.05	.19 lb	.7100	
***LM48548C**	**34.925**	**18.288**	**spcl.**	**.16 kg**	**LM48511**	**65.088**	**16.256**	**1.3**	**.11 kg**	**20.320**	
	1.3750	.7200	spcl.	.35 lb		2.5625	.6400	.05	.23 lb	.8000	
***LM48548P**	**34.925**	**18.288**	**spcl.**	**.16 kg**	**LM48511A**	**65.088**	**17.018**	**1.5**	**.11 kg**	**21.082**	
	1.3750	.7200	spcl.	.35 lb		2.5625	.6700	.06	.25 lb	.8300	
LM48549	**34.925**	**18.288**	**1.5**	**.17 kg**	**LM48514**	**68.262**	**13.970**	**1.3**	**.12 kg**	**18.034**	
	1.3750	.7200	.06	.37 lb		2.6875	.5500	.05	.27 lb	.7100	
LM48549X	**34.925**	**18.288**	**2.3**	**.16 kg**	***LM48514XP**	**68.262**	**13.970**	**1.3**	**.12 kg**	**18.034**	
	1.3750	.7200	.09	.36 lb		2.6875	.5500	.05	.27 lb	.7100	
48600 Series											48680D: ASYMMETRICAL BEARING SHOULDER ON OD LEFTFACE
***48680D**	**139.700**	**75.408**	**.8**	**6.54 kg**	**48620**	**200.025**	**34.130**	**3.3**	**1.37 kg**	**77.788**	
	5.5000	2.9688	.03	14.42 lb		7.8750	1.3437	.13	3.01 lb	3.0625	
***48680DGW**	**139.700**	**75.408**	**.8**	**6.52 kg**	***48620XX**	**200.025**	**34.130**	**3.3**	**1.37 kg**	**77.788**	48680DGW: GROOVE IN ID SHOULDER ON OD LEFTFACE SLOTS IN RIGHTFACE
	5.5000	2.9688	.03	14.37 lb		7.8750	1.3437	.13	3.01 lb	3.0625	
***48685TD**	**142.875**	**74.612**	**.8**	**6.43 kg**							
	5.6250	2.9375	.03	14.18 lb							48685TD: TAPERED BORE
48684	**142.875**	**39.688**	**7.9**	**2.38 kg**	**AAAG291**	**200.000**	**73.025**	**.8**	**2.87 kg**	**87.315**	48685XX: MADE FROM VACUUM MELT STEEL
	5.6250	1.5625	.31	5.24 lb		7.8740	2.8750	.03	6.33 lb	3.4376	
48685	**142.875**	**39.688**	**3.5**	**2.47 kg**	**48620**	**200.025**	**34.130**	**3.3**	**1.37 kg**	**41.275**	
	5.6250	1.5625	.14	5.45 lb		7.8750	1.3437	.13	3.01 lb	1.6250	NA48685-SW: FRONTFACE CHAMFER SLOTS IN FRONTFACE
48685W	**142.875**	**39.688**	**3.5**	**2.53 kg**	***48620-B**	**200.025**	**34.130**	**3.3**	**1.38 kg**	**12.700**	
	5.6250	1.5625	.14	5.58 lb		7.8750	1.3437	.13	3.05 lb	.5000	

48600 SERIES CONTINUED ON NEXT PAGE

¨These Maximum Fillet Radii will be cleared by the Cone or Cup Radii.
†Bore or O.D. shown are maximum dimensions. *See Remarks Column.

CONE Number	CONE BORE d	CONE WIDTH B	Max Shaft Fillet Radii R ¨	Weight	CUP Number	CUP OUTSIDE DIA D	CUP WIDTH C	Max Hs'ng Fillet Radii r ¨	Weight	BEARING WIDTH T	Remarks
48600 Series (cont)											48620-B : FLANGE ON OD FRONTFACE, BEARING WIDTH IS T1 DIMENSION
***48685XX**	**142.875** 5.6250	**39.688** 1.5625	**3.5** .14	**2.48 kg** 5.46 lb	***48620D**	**200.025** 7.8750	**73.025** 2.8750	**.8** .03	**2.85 kg** 6.29 lb	**87.315** 3.4376	48620D : GROOVE IN OD CENTER? HOLES IN OD CENTER
48686	**142.875** 5.6250	**42.862** 1.6875	**3.5** .14	**2.61 kg** 5.75 lb	***48620DC**	**200.025** 7.8750	**73.025** 2.8750	**.8** .03	**2.85 kg** 6.29 lb	**87.315** 3.4376	
					***48620XX**	**200.025** 7.8750	**34.130** 1.3437	**3.3** .13	**1.37 kg** 3.01 lb	**41.275** 1.6250	48620DC : HOLES IN OD CENTER 48620XX : MADE FROM VACUUM MELT STEEL
AAAG289	**140.000** 5.5118	**46.833** 1.8438	**3.5** .14	**2.98 kg** 6.56 lb	**48620**	**200.025** 7.8750	**34.130** 1.3437	**3.3** .13	**1.37 kg** 3.01 lb	**44.400** 1.7480	
					***48620-B**	**200.025** 7.8750	**34.130** 1.3437	**3.3** .13	**1.38 kg** 3.05 lb	**15.824** .6230	
					***48620XX**	**200.025** 7.8750	**34.130** 1.3437	**3.3** .13	**1.37 kg** 3.01 lb	**44.400** 1.7480	
***NA48685-SW**	**142.875** 5.6250	**46.833** 1.8438	**3.5** .14	**5.53 kg** 12.20 lb	**AAAG291**	**200.000** 7.8740	**73.025** 2.8750	**.8** .03	**2.87 kg** 6.33 lb	**93.665** 3.6876	
NA48686	**142.875** 5.6250	**46.833** 1.8438	**3.5** .14	**5.52 kg** 12.18 lb	***48620D**	**200.025** 7.8750	**73.025** 2.8750	**.8** .03	**2.85 kg** 6.29 lb	**93.665** 3.6876	
					***48620DC**	**200.025** 7.8750	**73.025** 2.8750	**.8** .03	**2.85 kg** 6.29 lb	**93.665** 3.6876	
48900 Series											NA48990-SW: EXTENDED LARGE RIB FRONTFACE CHAMFER SLOTS IN FRONTFACE
***NA48990-SW**	**152.400** 6.0000	**46.038** 1.8125	**3.5** .14	**-** -	***48920D**	**211.138** 8.3125	**69.850** 2.7500	**.8** .03	**3.07 kg** 6.78 lb	**92.075** 3.6250	48920D : GROOVE IN OD CENTER HOLES IN OD CENTER
49000 Series											49368-B : FLANGE ON OD FRONTFACE, BEARING WIDTH IS T1 DIMENSION
49150	**38.100** 1.5000	**31.750** 1.2500	**3.5** .14	**.74 kg** 1.64 lb	***49368-B**	**93.662** 3.6875	**25.400** 1.0000	**3.3** .13	**.42 kg** .92 lb	**11.907** .4688	
49151	**38.100** 1.5000	**31.750** 1.2500	**.8** .03	**.75 kg** 1.66 lb	**49368**	**93.662** 3.6875	**25.400** 1.0000	**3.3** .13	**.36 kg** .79 lb	**31.750** 1.2500	
49162	**41.275** 1.6250	**31.750** 1.2500	**3.5** .14	**.69 kg** 1.53 lb							
49175	**44.450** 1.7500	**31.750** 1.2500	**3.5** .14	**.64 kg** 1.41 lb							
49176	**44.450** 1.7500	**31.750** 1.2500	**.8** .03	**.65 kg** 1.43 lb							
49500 Series											49520-B : FLANGE ON OD FRONTFACE, BEARING WIDTH IS T1 DIMENSION SPECIAL RADIUS ON BACKFACE OD
49576	**44.450** 1.7500	**31.750** 1.2500	**.8** .03	**.86 kg** 1.90 lb	**49520**	**101.600** 4.0000	**25.400** 1.0000	**3.3** .13	**.38 kg** .84 lb	**31.750** 1.2500	
49577	**44.450** 1.7500	**31.750** 1.2500	**3.5** .14	**.86 kg** 1.89 lb	***49520-B**	**101.600** 4.0000	**25.400** 1.0000	**spcl.** spcl.	**.44 kg** .98 lb	**11.908** .4688	
49580	**47.625** 1.8750	**31.750** 1.2500	**3.5** .14	**.80 kg** 1.76 lb	***49520W**	**101.600** 4.0000	**25.400** 1.0000	**3.3** .13	**.41 kg** .90 lb	**31.750** 1.2500	49520W : KEYWAY BACKFACE
49581	**47.625** 1.8750	**31.750** 1.2500	**6.4** .25	**.78 kg** 1.72 lb	**49521**	**101.600** 4.0000	**28.575** 1.1250	**3.3** .13	**.45 kg** 1.00 lb	**34.925** 1.3750	
49585	**50.800** 2.0000	**31.750** 1.2500	**3.5** .14	**.74 kg** 1.63 lb	**49522**	**101.600** 4.0000	**25.400** 1.0000	**.8** .03	**.39 kg** .86 lb	**31.750** 1.2500	
52000 Series											52374DE: EXTENDED SMALL RIB
***52374DE**	**95.000** 3.7402	**158.750** 6.2500	**.8** .03	**6.81 kg** 15.02 lb	**52618**	**157.162** 6.1875	**26.195** 1.0313	**3.3** .13	**.69 kg** 1.52 lb	**73.022** 2.8749	NA52375T: REVERSE TAPERED BORE
***52392DE**	**100.000** 3.9370	**158.750** 6.2500	**.8** .03	**5.87 kg** 12.95 lb	**52630X**	**160.000** 6.2992	**26.195** 1.0313	**3.0** .12	**.83 kg** 1.84 lb	**73.022** 2.8749	NA52391T: TAPERED BORE
***52392DEE**	**100.000** 3.9370	**158.750** 6.2500	**.8** .03	**5.90 kg** 13.01 lb	**52637**	**161.925** 6.3750	**26.195** 1.0313	**3.3** .13	**.93 kg** 2.05 lb	**73.022** 2.8749	52392DE: EXTENDED SMALL RIB
***52393DA**	**100.012** 3.9375	**133.350** 5.2500	**.8** .03	**5.45 kg** 12.01 lb	**52638**	**161.925** 6.3750	**29.370** 1.1563	**3.3** .13	**1.10 kg** 2.42 lb	**79.372** 3.1249	52392DEE: EXTENDED SMALL RIB
***52393DAA**	**100.012** 3.9375	**133.350** 5.2500	**.8** .03	**5.45 kg** 12.01 lb	**52639**	**161.925** 6.3750	**39.688** 1.5625	**3.3** .13	**1.32 kg** 2.92 lb	**82.547** 3.2499	52393DA: ASYMMETRICAL BEARING HOLES IN OD LEFTFACE
***52393DE**	**100.012** 3.9375	**158.750** 6.2500	**.8** .03	**5.62 kg** 12.39 lb							
***52393DEE**	**100.012** 3.9375	**158.750** 6.2500	**.8** .03	**5.62 kg** 12.39 lb							52393DAA: ASYMMETRICAL BEARING HOLES IN OD LEFTFACE

¨These Maximum Fillet Radii will be cleared by the Cone or Cup Radii.
†Bore or O.D. shown are maximum dimensions. *See Remarks Column.

52000 SERIES CONTINUED ON NEXT PAGE

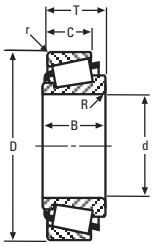

SINGLE ROW

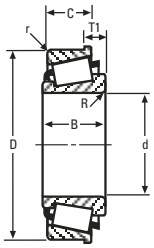

SINGLE ROW WITH FLANGE

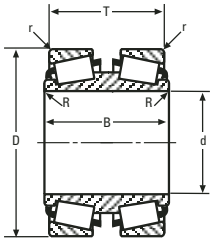

DOUBLE CONE

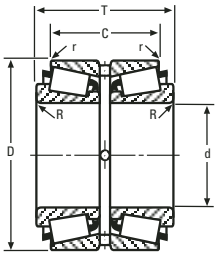

DOUBLE CUP

CONE Number	CONE BORE d	CONE WIDTH B	Max Shaft Fillet Radii R ¨	Weight	CUP Number	CUP OUTSIDE DIA D	CUP WIDTH C	Max Hs'ng Fillet Radii r ¨	Weight	BEARING WIDTH T	Remarks
52000 Series (cont)											
***52400DA**	**101.600**	**133.350**	**.8**	**5.15 kg**							
	4.0000	5.2500	.03	11.37 lb							52393DE: EXTENDED SMALL RIB
***52400DE**	**101.600**	**158.750**	**.8**	**5.32 kg**							
	4.0000	6.2500	.03	11.74 lb							52393DEE: EXTENDED SMALL RIB
***52400DEE**	**101.600**	**158.750**	**.8**	**5.32 kg**							
	4.0000	6.2500	.03	11.74 lb							52394TD: TAPERED BORE
52375	**95.250**	**36.116**	**3.5**	**1.99 kg**	**52618**	**157.162**	**26.195**	**3.3**	**.69 kg**	**36.512**	52400A: SPECIAL FRONTFACE RADIUS
	3.7500	1.4219	.14	4.38 lb		6.1875	1.0313	.13	1.52 lb	1.4375	
52387	**98.425**	**36.116**	**3.5**	**1.85 kg**	***52618-B**	**157.162**	**26.195**	**3.3**	**.77 kg**	**16.667**	52400DA: HOLES IN OD LEFTFACE
	3.8750	1.4219	.14	4.07 lb		6.1875	1.0313	.13	1.70 lb	.6562	
52387W	**98.425**	**36.116**	**3.5**	**1.84 kg**	***52625DA**	**158.750**	**61.912**	**.8**	**1.96 kg**	**82.547**	52400DE: EXTENDED SMALL RIB
	3.8750	1.4219	.14	4.06 lb		6.2500	2.4375	.03	4.33 lb	3.2499	
52393	**100.012**	**36.116**	**3.5**	**1.78 kg**	**52630X**	**160.000**	**26.195**	**3.0**	**.83 kg**	**36.512**	52400DEE: EXTENDED SMALL RIB
	3.9375	1.4219	.14	3.92 lb		6.2992	1.0313	.12	1.84 lb	1.4375	
52394X	**100.000**	**36.116**	**3.5**	**1.78 kg**	***52630XB**	**160.000**	**26.195**	**3.3**	**.94 kg**	**16.667**	52402: HOLES IN BACKFACE TO UNDERCUT
	3.9370	1.4219	.14	3.92 lb		6.2992	1.0313	.13	2.07 lb	.6562	
52400	**101.600**	**36.116**	**3.5**	**1.72 kg**	**52637**	**161.925**	**26.195**	**3.3**	**.93 kg**	**36.512**	52618-B : FLANGE ON OD FRONTFACE, BEARING WIDTH IS T1 DIMENSION
	4.0000	1.4219	.14	3.80 lb		6.3750	1.0313	.13	2.05 lb	1.4375	
***52400A**	**101.600**	**36.116**	**3.5**	**1.72 kg**	***52637-B**	**161.925**	**26.195**	**3.3**	**1.02 kg**	**16.667**	
	4.0000	1.4219	.14	3.80 lb		6.3750	1.0313	.13	2.25 lb	.6562	52625DA : HOLES IN OD CENTER
52401	**101.600**	**36.116**	**8.0**	**1.72 kg**	***52637D**	**161.925**	**61.912**	**.8**	**2.35 kg**	**82.547**	52630XB : FLANGE ON OD FRONTFACE, BEARING WIDTH IS T1 DIMENSION
	4.0000	1.4219	.31	3.80 lb		6.3750	2.4375	.03	5.19 lb	3.2499	
***52402**	**101.600**	**36.116**	**3.5**	**-**	***52637DC**	**161.925**	**61.912**	**.8**	**2.35 kg**	**82.547**	
	4.0000	1.4219	.14	-		6.3750	2.4375	.03	5.19 lb	3.2499	52637-B : FLANGE ON OD FRONTFACE, BEARING WIDTH IS T1 DIMENSION
					52638	**161.925**	**29.370**	**3.3**	**1.10 kg**	**39.687**	
						6.3750	1.1563	.13	2.42 lb	1.5625	
					52639	**161.925**	**39.688**	**3.3**	**1.32 kg**	**41.275**	52637D : GROOVE IN OD CENTER HOLES IN OD CENTER
						6.3750	1.5625	.13	2.92 lb	1.6250	
					***52687DA**	**174.625**	**61.912**	**spcl.**	**3.68 kg**	**82.547**	
						6.8750	2.4375	spcl.	8.11 lb	3.2499	52637DC : HOLES IN OD CENTER
											52687DA : HOLES IN OD CENTER SPECIAL RADIUS ON LEFTFACE OD SPECIAL RADIUS ON RIGHTFACE OD SPHERICAL OD
NA52375	**95.250**	**41.275**	**3.5**	**4.22 kg**	***52625DA**	**158.750**	**61.912**	**.8**	**1.96 kg**	**82.550**	
	3.7500	1.6250	.14	9.30 lb		6.2500	2.4375	.03	4.33 lb	3.2500	
***NA52375T**	**97.394**	**41.275**	**3.5**	**4.51 kg**	***52637D**	**161.925**	**61.912**	**.8**	**2.35 kg**	**82.550**	
	3.8344	1.6250	.14	9.94 lb		6.3750	2.4375	.03	5.19 lb	3.2500	
***NA52391T**	**99.548**	**41.275**	**3.5**	**4.30 kg**	***52637DC**	**161.925**	**61.912**	**.8**	**2.35 kg**	**82.550**	
	3.9192	1.6250	.14	9.47 lb		6.3750	2.4375	.03	5.19 lb	3.2500	
					***52687DA**	**174.625**	**61.912**	**spcl.**	**3.68 kg**	**82.550**	
						6.8750	2.4375	spcl.	8.11 lb	3.2500	
52387D	**98.425**	**79.375**	**.8**	**4.68 kg**	52387D and grouped cones may be paired with all single cups corresponding to 52374DE and will require 7.145 mm (.2813 in) to be added to the T-width values.						
	3.8750	3.1250	.03	10.33 lb							
52388D	**98.425**	**79.375**	**1.5**	**4.69 kg**							
	3.8750	3.1250	.06	10.33 lb							
52400D	**101.600**	**79.375**	**1.5**	**4.38 kg**							
	4.0000	3.1250	.06	9.67 lb							
***52394TD**	**100.211**	**95.250**	**.8**	**5.57 kg**	52394TD may be paired with all single cups corresponding to 52374DE and will require 23.020 mm (.9063 in) to be added to the T-width values.						
	3.9453	3.7500	.03	12.29 lb							
LL52500 Series											
LL52549	**22.225**	**11.176**	**1.3**	**.04 kg**	**LL52510**	**42.070**	**8.636**	**1.3**	**.02 kg**	**11.176**	
	.8750	.4400	.05	.10 lb		1.6563	.3400	.05	.05 lb	.4400	
53000 Series											53175T: TAPERED BORE
53150	**38.100**	**28.300**	**1.5**	**.68 kg**	**53375**	**95.250**	**20.638**	**.8**	**.36 kg**	**30.956**	
	1.5000	1.1142	.06	1.49 lb		3.7500	.8125	.03	.80 lb	1.2188	53376D : GROOVE IN OD CENTER HOLES IN OD CENTER
53162	**41.275**	**28.300**	**1.5**	**.63 kg**	***53376D**	**95.250**	**44.450**	**.8**	**.73 kg**	**65.088**	
	1.6250	1.1142	.06	1.39 lb		3.7500	1.7500	.03	1.61 lb	2.5625	53387-B : FLANGE ON OD FRONTFACE, BEARING WIDTH IS T1 DIMENSION
53162W	**41.275**	**28.300**	**1.5**	**.63 kg**	**53377**	**95.250**	**20.638**	**2.3**	**.36 kg**	**30.956**	
	1.6250	1.1142	.06	1.38 lb		3.7500	.8125	.09	.79 lb	1.2188	

53000 SERIES CONTINUED ON NEXT PAGE

¨These Maximum Fillet Radii will be cleared by the Cone or Cup Radii.
†Bore or O.D. shown are maximum dimensions. *See Remarks Column.

CONE Number	CONE BORE d	CONE WIDTH B	Max Shaft Fillet Radii R ¨	Weight	CUP Number	CUP OUTSIDE DIA D	CUP WIDTH C	Max Hs'ng Fillet Radii r ¨	Weight	BEARING WIDTH T	Remarks
53000 Series (cont)											
***53175T**	**44.450** 1.7500	**28.300** 1.1142	**2.3** .09	**.60 kg** 1.32 lb	**53387**	**98.425** 3.8750	**20.638** .8125	**.8** .03	**.44 kg** .97 lb	**30.956** 1.2188	53390D : GROOVE IN OD CENTER HOLES IN OD CENTER
53176	**44.450** 1.7500	**28.300** 1.1142	**1.3** .05	**.59 kg** 1.29 lb	***53387-B**	**98.425** 3.8750	**20.638** .8125	**.8** .03	**.49 kg** 1.08 lb	**16.670** .6563	
53177	**44.450** 1.7500	**28.300** 1.1142	**3.5** .14	**.58 kg** 1.28 lb	**53387X**	**98.425** 3.8750	**20.638** .8125	**1.5** .06	**.44 kg** .97 lb	**30.956** 1.2188	
53178	**44.450** 1.7500	**28.300** 1.1142	**2.0** .08	**.58 kg** 1.29 lb	***53390D**	**98.425** 3.8750	**44.450** 1.7500	**1.5** .06	**.91 kg** 2.02 lb	**65.088** 2.5625	
					53394	**99.985** 3.9364	**20.638** .8125	**2.3** .09	**.47 kg** 1.05 lb	**30.956** 1.2188	
					53398	**101.600** 4.0000	**20.638** .8125	**.8** .03	**.52 kg** 1.15 lb	**30.956** 1.2188	
NA53176	**44.450** 1.7500	**32.545** 1.2813	**2.3** .09	**1.22 kg** 2.68 lb	***53376D**	**95.250** 3.7500	**44.450** 1.7500	**.8** .03	**.73 kg** 1.61 lb	**65.090** 2.5626	
					***53390D**	**98.425** 3.8750	**44.450** 1.7500	**1.5** .06	**.91 kg** 2.02 lb	**65.090** 2.5626	
M53600 Series											
M53648	**22.225** .8750	**18.258** .7188	**1.3** .05	**-** -	***M53611**	**57.150** 2.2500	**16.670** .6563	**1.5** .06	**.11 kg** .23 lb	**19.050** .7500	M53611: SHOULDER ON ID INTERFACE
55000 Series											NA55200-SW: FRONTFACE CHAMFER SLOTS IN FRONTFACE
55175	**44.450** 1.7500	**26.909** 1.0594	**3.5** .14	**.87 kg** 1.92 lb	***55433DC**	**109.982** 4.3300	**42.865** 1.6876	**.5** .02	**1.05 kg** 2.31 lb	**63.500** 2.5000	
55176	**44.450** 1.7500	**26.909** 1.0594	**.8** .03	**.87 kg** 1.93 lb	***55433D**	**109.982** 4.3300	**42.865** 1.6876	**.5** .02	**1.07 kg** 2.36 lb	**63.500** 2.5000	55433D : GROOVE IN OD CENTER HOLES IN OD CENTER
55187	**47.625** 1.8750	**26.909** 1.0594	**3.5** .14	**.82 kg** 1.81 lb	**55434**	**109.985** 4.3301	**19.726** .7766	**3.0** .12	**.44 kg** .97 lb	**29.251** 1.1516	55433DC : HOLES IN OD CENTER
55194	**49.987** 1.9680	**26.909** 1.0594	**2.3** .09	**.79 kg** 1.73 lb	***55437-B**	**111.125** 4.3750	**20.638** .8125	**3.3** .13	**.53 kg** 1.16 lb	**15.083** .5938	55437-B : FLANGE ON OD FRONTFACE, BEARING WIDTH IS T1 DIMENSION
55195	**49.987** 1.9680	**26.909** 1.0594	**3.0** .12	**.78 kg** 1.73 lb	**55437**	**111.125** 4.3750	**20.638** .8125	**3.3** .13	**.50 kg** 1.10 lb	**30.163** 1.1875	55444D : GROOVE IN OD CENTER HOLES IN OD CENTER
55196	**49.974** 1.9675	**26.909** 1.0594	**3.5** .14	**.78 kg** 1.72 lb	**55443**	**112.712** 4.4375	**20.638** .8125	**3.3** .13	**.54 kg** 1.20 lb	**30.163** 1.1875	
55197	**49.974** 1.9675	**26.909** 1.0594	**2.0** .08	**.79 kg** 1.74 lb	***55444D**	**112.712** 4.4375	**46.038** 1.8125	**1.5** .06	**1.20 kg** 2.64 lb	**65.087** 2.5625	55452D : GROOVE IN OD CENTER HOLES IN OD CENTER
55200	**50.800** 2.0000	**26.909** 1.0594	**3.5** .14	**.77 kg** 1.69 lb	***55452D**	**114.981** 4.5268	**44.450** 1.7500	**.8** .03	**1.16 kg** 2.55 lb	**65.085** 2.5624	
55206	**52.388** 2.0625	**26.909** 1.0594	**3.5** .14	**.74 kg** 1.63 lb							
NA55200	**50.800** 2.0000	**32.542** 1.2812	**2.3** .09	**-** -	***55433DC**	**109.982** 4.3300	**42.865** 1.6876	**.5** .02	**1.05 kg** 2.31 lb	**65.085** 2.5624	
***NA55200-SW**	**50.800** 2.0000	**32.542** 1.2812	**2.3** .09	**-** -	***55433D**	**109.982** 4.3300	**42.865** 1.6876	**.5** .02	**1.07 kg** 2.36 lb	**65.085** 2.5624	
					***55444D**	**112.712** 4.4375	**46.038** 1.8125	**1.5** .06	**1.20 kg** 2.64 lb	**65.085** 2.5624	
					***55452D**	**114.981** 4.5268	**44.450** 1.7500	**.8** .03	**1.16 kg** 2.55 lb	**65.085** 2.5624	
55194X	**49.987** 1.9680	**28.486** 1.1215	**4.3** .17	**.82 kg** 1.81 lb	55194X may be paired with all single cups corresponding to 55175 and will require 1.588 mm (.0625 in) to be added to the T-width values. 55194X may be paired with all double cups corresponding to 55175 and will require 3.175 mm (.1250 in) to be added to the T-width values.						
55000C Series											55433D : GROOVE IN OD CENTER HOLES IN OD CENTER
55175C	**44.450** 1.7500	**26.909** 1.0594	**3.5** .14	**.96 kg** 2.11 lb	***55433D**	**109.982** 4.3300	**42.865** 1.6876	**.5** .02	**1.07 kg** 2.36 lb	**63.500** 2.5000	55437-B : FLANGE ON OD FRONTFACE, BEARING WIDTH IS T1 DIMENSION
55176C	**44.450** 1.7500	**26.909** 1.0594	**.8** .03	**.96 kg** 2.11 lb	**55434**	**109.985** 4.3301	**19.726** .7766	**3.0** .12	**.44 kg** .97 lb	**29.251** 1.1516	
55187C	**47.625** 1.8750	**26.909** 1.0594	**3.5** .14	**.91 kg** 2.00 lb	***55437-B**	**111.125** 4.3750	**20.638** .8125	**3.3** .13	**.53 kg** 1.16 lb	**15.083** .5938	55452D : GROOVE IN OD CENTER HOLES IN OD CENTER
55200C	**50.800** 2.0000	**26.909** 1.0594	**3.5** .14	**.86 kg** 1.89 lb	**55437**	**111.125** 4.3750	**20.638** .8125	**3.3** .13	**.50 kg** 1.10 lb	**30.163** 1.1875	
55206C	**52.388** 2.0625	**26.909** 1.0594	**3.5** .14	**.83 kg** 1.83 lb	**55443**	**112.712** 4.4375	**20.638** .8125	**3.3** .13	**.54 kg** 1.20 lb	**30.163** 1.1875	
55212C	**53.975** 2.1250	**26.909** 1.0594	**3.5** .14	**.80 kg** 1.76 lb	***55452D**	**114.981** 4.5268	**44.450** 1.7500	**.8** .03	**1.16 kg** 2.55 lb	**65.085** 2.5624	

¨These Maximum Fillet Radii will be cleared by the Cone or Cup Radii.
†Bore or O.D. shown are maximum dimensions. *See Remarks Column.

56000 SERIES CONTINUED ON NEXT PAGE

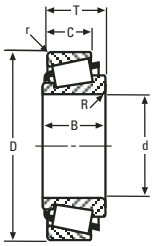

SINGLE ROW

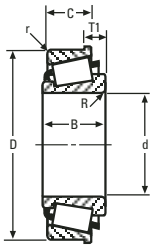

SINGLE ROW WITH FLANGE

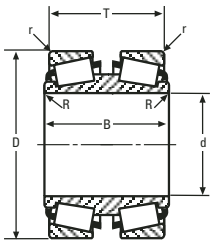

DOUBLE CONE

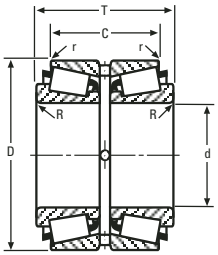

DOUBLE CUP

CONE Number	CONE BORE d	CONE WIDTH B	Max Shaft Fillet Radii R ¨	Weight	CUP Number	CUP OUTSIDE DIA D	CUP WIDTH C	Max Hs'ng Fillet Radii r ¨	Weight	BEARING WIDTH T	Remarks
56000 Series											NA56393-SW: EXTENDED LARGE RIB FRONTFACE CHAMFER SLOTS IN FRONTFACE
***NA56393-SW**	**99.974** 3.9360	**44.450** 1.7500	**3.5** .14	**5.11 kg** 11.27 lb	***56649D**	**164.976** 6.4951	**63.500** 2.5000	**.8** .03	**2.14 kg** 4.72 lb	**88.900** 3.5000	
***NA56425-SW**	**107.950** 4.2500	**44.450** 1.7500	**3.5** .14	**4.20 kg** 9.26 lb	***56650CD**	**165.100** 6.5000	**63.500** 2.5000	**.8** .03	**2.15 kg** 4.75 lb	**88.900** 3.5000	NA56425-SW: EXTENDED LARGE RIB FRONTFACE CHAMFER SLOTS IN FRONTFACE
					***56650D**	**165.100** 6.5000	**63.500** 2.5000	**.8** .03	**2.15 kg** 4.75 lb	**88.900** 3.5000	
					***56650DC**	**165.100** 6.5000	**63.500** 2.5000	**.8** .03	**2.15 kg** 4.75 lb	**88.900** 3.5000	56649D : GROOVE IN OD CENTER HOLES IN OD CENTER
					***K105665**	**256.659** 10.1047	**101.600** 4.0000	**spcl.** spcl.	**26.41 kg** 58.23 lb	**88.900** 3.5000	56650-B : FLANGE ON OD FRONTFACE, BEARING WIDTH IS T1 DIMENSION
					***K105666**	**256.659** 10.1047	**101.600** 4.0000	**spcl.** spcl.	**26.41 kg** 58.23 lb	**88.900** 3.5000	
											56650CD : GROOVE IN OD CENTE HOLES IN OD CENTER
56418	**106.362** 4.1875	**36.512** 1.4375	**3.5** .14	**1.86 kg** 4.09 lb	***56649D**	**164.976** 6.4951	**63.500** 2.5000	**.8** .03	**2.14 kg** 4.72 lb	**82.550** 3.2500	56650D : GROOVE IN OD CENTER HOLES IN OD CENTER
56425	**107.950** 4.2500	**36.512** 1.4375	**3.5** .14	**1.78 kg** 3.92 lb	**56650**	**165.100** 6.5000	**26.988** 1.0625	**3.3** .13	**.84 kg** 1.86 lb	**36.512** 1.4375	
56425W	**107.950** 4.2500	**36.512** 1.4375	**3.5** .14	**1.86 kg** 4.11 lb	***56650-B**	**165.100** 6.5000	**26.988** 1.0625	**3.3** .13	**.97 kg** 2.13 lb	**15.875** .6250	K105665 : FLANGE ON OD LEFTFACE HOLES IN LEFTFACE SPECIAL RADIUS ON LEFTFACE OD SPECIAL RADIUS ON RIGHTFACE OD TAPERED OD
56426	**107.950** 4.2500	**36.512** 1.4375	**8.0** .31	**1.71 kg** 3.77 lb	***56650CD**	**165.100** 6.5000	**63.500** 2.5000	**.8** .03	**2.15 kg** 4.75 lb	**82.550** 3.2500	
					***56650D**	**165.100** 6.5000	**63.500** 2.5000	**.8** .03	**2.15 kg** 4.75 lb	**82.550** 3.2500	
					***56650DC**	**165.100** 6.5000	**63.500** 2.5000	**.8** .03	**2.15 kg** 4.75 lb	**82.550** 3.2500	
					56662	**168.275** 6.6250	**26.988** 1.0625	**3.3** .13	**1.02 kg** 2.24 lb	**36.512** 1.4375	K105666 : FLANGE ON OD LEFTFACE SPECIAL RADIUS ON LEFTFACE OD SPECIAL RADIUS ON RIGHTFACE OD TAPERED OD
NA56424A	**107.942** 4.2497	**41.275** 1.6250	**3.5** .14	**3.73 kg** 8.21 lb	NA56424A may be paired with all double cups corresponding to NA56393-SW and will require -6.350 mm (-.2500 in) to be added to the T-width values.						
59000 Series											59201T: TAPERED BORE
59162	**41.275** 1.6250	**36.512** 1.4375	**1.5** .06	**1.14 kg** 2.52 lb	***59412-B**	**104.775** 4.1250	**28.575** 1.1250	**3.3** .13	**.50 kg** 1.11 lb	**11.907** .4688	59412-B : FLANGE ON OD FRONTFACE, BEARING WIDTH IS T1 DIMENSION
59175	**44.450** 1.7500	**36.512** 1.4375	**3.5** .14	**1.08 kg** 2.37 lb	**59412**	**104.775** 4.1250	**28.575** 1.1250	**3.3** .13	**.47 kg** 1.03 lb	**36.512** 1.4375	59414-B : CHAMFER ON FRONTFACE OD
59176	**44.450** 1.7500	**36.512** 1.4375	**.8** .03	**1.08 kg** 2.39 lb	**59413**	**104.775** 4.1250	**28.575** 1.1250	**.8** .03	**.48 kg** 1.05 lb	**36.512** 1.4375	FLANGE ON OD FRONTFACE, BEARING WIDTH IS T1 DIMENSION
59187	**47.625** 1.8750	**36.512** 1.4375	**3.5** .14	**1.01 kg** 2.23 lb	***59414-B**	**104.775** 4.1250	**28.575** 1.1250	**3.3** .13	**.53 kg** 1.17 lb	**11.907** .4688	
59188	**47.625** 1.8750	**36.512** 1.4375	**1.5** .06	**1.02 kg** 2.24 lb	**59425**	**107.950** 4.2500	**28.575** 1.1250	**3.3** .13	**.58 kg** 1.29 lb	**36.512** 1.4375	59429-B : FLANGE ON OD FRONTFACE, BEARING WIDTH IS T1 DIMENSION
59200	**50.800** 2.0000	**36.512** 1.4375	**3.5** .14	**.94 kg** 2.07 lb	***59429-B**	**108.966** 4.2900	**26.988** 1.0625	**3.3** .13	**.64 kg** 1.42 lb	**14.287** .5625	
59201	**50.800** 2.0000	**36.512** 1.4375	**.8** .03	**.95 kg** 2.09 lb	***59429RB**	**108.966** 4.2900	**26.988** 1.0625	**3.3** .13	**.59 kg** 1.30 lb	**34.925** 1.3750	59429RB : GROOVE IN OD FRONTFACE
***59201T**	**50.800** 2.0000	**36.512** 1.4375	**3.5** .14	**1.01 kg** 2.23 lb	**59429**	**108.966** 4.2900	**26.988** 1.0625	**3.3** .13	**.58 kg** 1.27 lb	**34.925** 1.3750	
64000 Series											64418DE: EXTENDED SMALL RIB
64373	**94.983** 3.7395	**41.275** 1.6250	**1.5** .06	**3.37 kg** 7.44 lb	**64700**	**177.800** 7.0000	**30.162** 1.1875	**3.3** .13	**1.09 kg** 2.41 lb	**41.275** 1.6250	NA64432-SW: EXTENDED LARGE RIB FRONTFACE CHAMFER SLOTS IN FRONTFACE
64432	**109.974** 4.3297	**41.275** 1.6250	**3.5** .14	**2.61 kg** 5.75 lb	***64700-B**	**177.800** 7.0000	**30.162** 1.1875	**3.3** .13	**1.30 kg** 2.88 lb	**18.258** .7188	
64433	**109.992** 4.3304	**41.275** 1.6250	**3.5** .14	**2.61 kg** 5.75 lb	***64700D**	**177.800** 7.0000	**69.850** 2.7500	**.8** .03	**2.93 kg** 6.46 lb	**92.074** 3.6250	64434DE: EXTENDED SMALL RIB
64437	**111.125** 4.3750	**41.275** 1.6250	**3.5** .14	**2.54 kg** 5.61 lb	***64700DC**	**177.800** 7.0000	**69.850** 2.7500	**.8** .03	**2.94 kg** 6.48 lb	**92.074** 3.6250	64434DEE: EXTENDED SMALL RIB
64450	**114.300** 4.5000	**41.275** 1.6250	**3.5** .14	**2.36 kg** 5.21 lb	***64700V**	**177.800** 7.0000	**30.162** 1.1875	**3.3** .13	**1.09 kg** 2.41 lb	**41.275** 1.6250	64443DA: ASYMMETRICAL BEARING EXTENDED SMALL RIB HOLES IN OD LEFTFACE
***64450V**	**114.300** 4.5000	**41.275** 1.6250	**3.5** .14	**2.24 kg** 4.95 lb	**64701X**	**178.000** 7.0079	**30.162** 1.1875	**3.0** .12	**1.11 kg** 2.45 lb	**41.275** 1.6250	

64000 SERIES CONTINUED ON NEXT PAGE

¨These Maximum Fillet Radii will be cleared by the Cone or Cup Radii.
†Bore or O.D. shown are maximum dimensions. *See Remarks Column.

CONE Number	CONE BORE d	CONE WIDTH B	Max Shaft Fillet Radii R ¨	Weight	CUP Number	CUP OUTSIDE DIA D	CUP WIDTH C	Max Hs'ng Fillet Radii r ¨	Weight	BEARING WIDTH T	Remarks
64000 Series (cont)											
64450W	**114.300** 4.5000	**41.275** 1.6250	**3.5** .14	**2.25 kg** 4.95 lb	**64708**	**179.974** 7.0856	**30.162** 1.1875	**3.3** .13	**1.24 kg** 2.73 lb	**41.275** 1.6250	64443DE: EXTENDED SMALL RIB
64452	**114.976** 4.5266	**41.275** 1.6250	**3.5** .14	**2.32 kg** 5.12 lb	***64708D**	**179.974** 7.0856	**69.850** 2.7500	**.8** .03	**3.27 kg** 7.20 lb	**92.074** 3.6250	64443DEE: EXTENDED SMALL RIB
64452A	**114.976** 4.5266	**41.275** 1.6250	**9.0** .35	**2.22 kg** 4.90 lb	**64713**	**180.975** 7.1250	**30.162** 1.1875	**3.3** .13	**1.30 kg** 2.88 lb	**41.275** 1.6250	64450DE: EXTENDED SMALL RIB 64450DEE: EXTENDED SMALL RIB
***64418DE**	**105.000** 4.1339	**171.450** 6.7500	**.8** .03	**9.61 kg** 21.18 lb	**64700**	**177.800** 7.0000	**30.162** 1.1875	**3.3** .13	**1.09 kg** 2.41 lb	**82.550** 3.2500	64450V: MADE FROM VACUUM MELT STEEL
***64434DE**	**110.000** 4.3307	**171.450** 6.7500	**.8** .03	**8.49 kg** 18.72 lb	***64700V**	**177.800** 7.0000	**30.162** 1.1875	**3.3** .13	**1.09 kg** 2.41 lb	**82.550** 3.2500	64453DE: EXTENDED SMALL RIB
***64434DEE**	**110.000** 4.3307	**171.450** 6.7500	**.8** .03	**8.49 kg** 18.72 lb	**64701X**	**178.000** 7.0079	**30.162** 1.1875	**3.0** .12	**1.11 kg** 2.45 lb	**82.550** 3.2500	64453DEE: EXTENDED SMALL RIB
***64443DA**	**112.712** 4.4375	**142.875** 5.6250	**.8** .03	**7.27 kg** 16.03 lb	**64708**	**179.974** 7.0856	**30.162** 1.1875	**3.3** .13	**1.24 kg** 2.73 lb	**82.550** 3.2500	64700-B : FLANGE ON OD FRONTFACE, BEARING WIDTH IS T1 DIMENSION
***64443DE**	**112.712** 4.4375	**171.450** 6.7500	**.8** .03	**8.06 kg** 17.78 lb	**64713**	**180.975** 7.1250	**30.162** 1.1875	**3.3** .13	**1.30 kg** 2.88 lb	**82.550** 3.2500	64700D : GROOVE IN OD CENTER HOLES IN OD CENTER
***64443DEE**	**112.712** 4.4375	**171.450** 6.7500	**.8** .03	**8.06 kg** 17.78 lb							
***64450DE**	**114.300** 4.5000	**171.450** 6.7500	**.8** .03	**7.70 kg** 16.97 lb							64700DC : HOLES IN OD CENTER
***64450DEE**	**114.300** 4.5000	**171.450** 6.7500	**.8** .03	**7.70 kg** 16.97 lb							64700V : MADE FROM VACUUM MELT STEEL
***64453DE**	**115.000** 4.5276	**171.450** 6.7500	**.8** .03	**7.32 kg** 16.13 lb							64708D : GROOVE IN OD CENTER HOLES IN OD CENTER
***64453DEE**	**115.000** 4.5276	**171.450** 6.7500	**.8** .03	**7.32 kg** 16.13 lb							
***NA64432-SW**	**109.974** 4.3297	**50.800** 2.0000	**3.5** .14	**5.96 kg** 13.14 lb	***64700D**	**177.800** 7.0000	**69.850** 2.7500	**.8** .03	**2.93 kg** 6.46 lb	**101.600** 4.0000	
					***64700DC**	**177.800** 7.0000	**69.850** 2.7500	**.8** .03	**2.94 kg** 6.48 lb	**101.600** 4.0000	
					***64708D**	**179.974** 7.0856	**69.850** 2.7500	**.8** .03	**3.27 kg** 7.20 lb	**101.600** 4.0000	
64452X	**115.000** 4.5276	**40.000** 1.5748	**3.5** .14	**2.25 kg** 4.97 lb	64452X may be paired with all single cups corresponding to 64373 and will require -1.275 mm (-.0502 in) to be added to the T-width values. 64452X may be paired with all double cups corresponding to 64373 and will require -2.550 mm (-.1004 in) to be added to the T-width values.						
65000 Series											65500-B : FLANGE ON OD FRONTFACE, BEARING WIDTH IS T1 DIMENSION
65200	**50.800** 2.0000	**44.450** 1.7500	**3.5** .14	**1.86 kg** 4.10 lb	***65500-B**	**127.000** 5.0000	**34.925** 1.3750	**3.3** .13	**1.13 kg** 2.49 lb	**16.670** .6563	
65201	**50.800** 2.0000	**46.038** 1.8125	**.8** .03	**1.89 kg** 4.16 lb	**65500**	**127.000** 5.0000	**34.925** 1.3750	**3.3** .13	**1.02 kg** 2.25 lb	**44.450** 1.7500	65550-B : FLANGE ON OD FRONTFACE, BEARING WIDTH IS T1 DIMENSION
65212	**53.975** 2.1250	**44.450** 1.7500	**3.5** .14	**1.77 kg** 3.90 lb	**65501**	**127.000** 5.0000	**34.925** 1.3750	**1.3** .05	**1.03 kg** 2.28 lb	**44.450** 1.7500	
65225	**57.150** 2.2500	**44.450** 1.7500	**3.5** .14	**1.67 kg** 3.68 lb	**65537**	**136.525** 5.3750	**36.512** 1.4375	**3.0** .12	**1.65 kg** 3.64 lb	**46.037** 1.8125	
65231	**58.738** 2.3125	**44.450** 1.7500	**3.5** .14	**1.62 kg** 3.57 lb	***65550-B**	**139.700** 5.5000	**34.925** 1.3750	**3.3** .13	**1.93 kg** 4.26 lb	**17.462** .6875	
65235	**59.880** 2.3575	**44.450** 1.7500	**3.5** .14	**1.58 kg** 3.49 lb							
65237	**60.325** 2.3750	**44.450** 1.7500	**3.5** .14	**1.57 kg** 3.46 lb							
65237A	**60.325** 2.3750	**44.450** 1.7500	**1.5** .06	**1.58 kg** 3.47 lb							
65300 Series											65320-B : FLANGE ON OD FRONTFACE, BEARING WIDTH IS T1 DIMENSION
65383	**42.862** 1.6875	**44.450** 1.7500	**2.0** .08	**1.49 kg** 3.28 lb	***65320-B**	**114.300** 4.5000	**34.925** 1.3750	**3.3** .13	**.98 kg** 2.17 lb	**16.670** .6563	
65384	**44.450** 1.7500	**44.450** 1.7500	**2.0** .08	**1.45 kg** 3.19 lb	**65320**	**114.300** 4.5000	**34.925** 1.3750	**3.3** .13	**.87 kg** 1.91 lb	**44.450** 1.7500	
65385	**44.450** 1.7500	**44.450** 1.7500	**3.5** .14	**1.44 kg** 3.18 lb	**65321**	**114.300** 4.5000	**34.925** 1.3750	**.8** .03	**.88 kg** 1.94 lb	**44.450** 1.7500	
65390	**49.212** 1.9375	**44.450** 1.7500	**3.5** .14	**1.32 kg** 2.91 lb							

¨These Maximum Fillet Radii will be cleared by the Cone or Cup Radii.
†Bore or O.D. shown are maximum dimensions. *See Remarks Column.

65300 SERIES CONTINUED ON NEXT PAGE

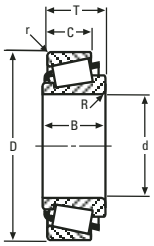

SINGLE ROW

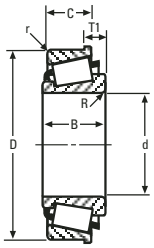

SINGLE ROW WITH FLANGE

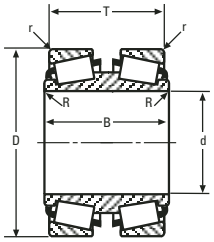

DOUBLE CONE

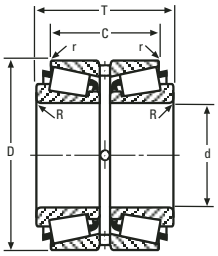

DOUBLE CUP

CONE Number	CONE BORE d	CONE WIDTH B	Max Shaft Fillet Radii R ¨	Weight	CUP Number	CUP OUTSIDE DIA D	CUP WIDTH C	Max Hs'ng Fillet Radii r ¨	Weight	BEARING WIDTH T	Remarks
65300 Series (cont)											
65395	**50.800** 2.0000	**44.450** 1.7500	**3.5** .14	**1.28 kg** 2.82 lb							
66000 Series											66462-B : FLANGE ON OD FRONTFACE, BEARING WIDTH IS T1 DIMENSION 66462D : GROOVE IN OD CENTER HOLES IN OD CENTER
66187	**47.625** 1.8750	**31.750** 1.2500	**3.5** .14	**1.16 kg** 2.57 lb	**66461**	**117.475** 4.6250	**23.812** .9375	**.8** .03	**.55 kg** 1.22 lb	**33.338** 1.3125	
66200	**50.800** 2.0000	**31.750** 1.2500	**3.5** .14	**1.10 kg** 2.43 lb	**66462**	**117.475** 4.6250	**23.812** .9375	**3.3** .13	**.54 kg** 1.19 lb	**33.338** 1.3125	
66212	**53.975** 2.1250	**31.750** 1.2500	**3.5** .14	**1.04 kg** 2.29 lb	***66462-B**	**117.475** 4.6250	**23.812** .9375	**3.3** .13	**.59 kg** 1.31 lb	**15.875** .6250	
66225	**57.150** 2.2500	**31.750** 1.2500	**3.5** .14	**.97 kg** 2.13 lb	***66462D**	**117.475** 4.6250	**53.975** 2.1250	**.8** .03	**1.37 kg** 3.01 lb	**73.025** 2.8750	
NA66212	**53.975** 2.1250	**36.512** 1.4375	**3.5** .14	**2.19 kg** 4.84 lb	***66462D**	**117.475** 4.6250	**53.975** 2.1250	**.8** .03	**1.37 kg** 3.01 lb	**73.025** 2.8750	
66500 Series											66521DB : ASYMMETRICAL BEARING FLANGE ON OD LEFTFACE GROOVE IN OD LEFTFACE HOLES IN OD CENTER SPECIAL RADIUS ON LEFTFACE OD SPECIAL RADIUS ON RIGHTFACE OD 66522D : GROOVE IN OD CENTER HOLES IN OD CENTER
66583	**55.753** 2.1950	**31.750** 1.2500	**1.5** .06	**1.21 kg** 2.66 lb	**66520**	**122.238** 4.8125	**23.812** .9375	**3.3** .13	**.54 kg** 1.20 lb	**33.338** 1.3125	
66584	**53.975** 2.1250	**31.750** 1.2500	**3.5** .14	**1.24 kg** 2.73 lb	***66521DB**	**127.025** 5.0010	**52.324** 2.0600	**4.5** .18	**2.03 kg** 4.48 lb	**71.374** 2.8100	
66585	**60.000** 2.3622	**31.750** 1.2500	**3.5** .14	**1.10 kg** 2.43 lb	***66522D**	**129.982** 5.1174	**47.625** 1.8750	**.8** .03	**1.70 kg** 3.74 lb	**69.850** 2.7500	
66586	**59.977** 2.3613	**31.750** 1.2500	**1.5** .06	**1.11 kg** 2.45 lb							
66587	**57.150** 2.2500	**31.750** 1.2500	**3.5** .14	**1.17 kg** 2.58 lb							
66588	**60.000** 2.3622	**31.750** 1.2500	**.8** .03	**1.11 kg** 2.45 lb							
66589	**59.972** 2.3611	**31.750** 1.2500	**.8** .03	**1.11 kg** 2.45 lb							
67000 Series											
67425	**107.950** 4.2500	**30.162** 1.1875	**3.5** .14	**1.63 kg** 3.60 lb	**67675**	**171.450** 6.7500	**25.268** .9948	**3.3** .13	**.88 kg** 1.93 lb	**34.000** 1.3386	
67425W	**107.950** 4.2500	**30.162** 1.1875	**3.5** .14	**1.72 kg** 3.79 lb							
67434	**110.332** 4.3438	**30.162** 1.1875	**3.5** .14	**1.54 kg** 3.39 lb							
67437	**111.125** 4.3750	**30.162** 1.1875	**3.5** .14	**1.50 kg** 3.32 lb							
LM67000 Series											LM67041DA: ASYMMETRICAL BEARING HOLES IN OD LEFTFACE LM67043: SPECIAL BACKFACE RADIUS LM67045: EXTENDED SMALL RIB LM67048: SPECIAL BACKFACE RADIUS LM67048F: SPECIAL BACKFACE RADIUS LM67010-B : FLANGE ON OD FRONTFACE, BEARING WIDTH IS T1 DIMENSION LM67010-BA : CHAMFER ON FRONTFACE OD FLANGE ON OD FRONTFACE, BEARING WIDTH IS T1 DIMENSION LM67010-BCE : FLANGE ON OD FRONTFACE, BEARING WIDTH IS T1 DIMENSION GROOVE IN OD BACKFACE LM67014X : GROOVE IN OD CENTER
***LM67041DA**	**25.400** 1.0000	**69.088** 2.7200	**.8** .03	**.63 kg** 1.38 lb	**LM67010**	**59.131** 2.3280	**11.811** .4650	**1.3** .05	**.06 kg** .14 lb	**32.537** 1.2810	
					LM67010-Z	**59.131** 2.3280	**11.811** .4650	**1.3** .05	**.06 kg** .14 lb	**32.537** 1.2810	
					LM67014	**61.986** 2.4404	**11.811** .4650	**1.3** .05	**.09 kg** .19 lb	**32.537** 1.2810	
					***LM67014X**	**61.986** 2.4404	**11.811** .4650	**1.3** .05	**.09 kg** .19 lb	**32.537** 1.2810	
					LM67019	**67.277** 2.6487	**16.256** .6400	**1.3** .05	**.20 kg** .44 lb	**41.427** 1.6310	
					†JLM67020P	**58.514** 2.3037	**11.562** .4552	**1.3** .05	**.06 kg** .12 lb	**32.639** 1.2850	
†JLM67042	**27.000** 1.0630	**16.764** .6600	**.5** .02	**.15 kg** .34 lb	**LM67010**	**59.131** 2.3280	**11.811** .4650	**1.3** .05	**.06 kg** .14 lb	**15.875** .6250	
***LM67043**	**28.575** 1.1250	**16.764** .6600	**spcl.** spcl.	**.14 kg** .31 lb	***LM67010-B**	**59.131** 2.3280	**11.811** .4650	**1.3** .05	**.06 kg** .14 lb	**6.833** .2690	
***LM67045**	**31.750** 1.2500	**18.500** .7283	**2.0** .08	**.13 kg** .28 lb	***LM67010-BA**	**58.877** 2.3180	**11.811** .4650	**1.3** .05	**.07 kg** .15 lb	**6.833** .2690	
LM67047	**31.750** 1.2500	**16.764** .6600	**2.3** .09	**.12 kg** .27 lb	***LM67010-BCE**	**59.131** 2.3280	**16.891** .6650	**-** -	**.13 kg** .29 lb	**6.375** .2510	
***LM67048**	**31.750** 1.2500	**16.764** .6600	**spcl.** spcl.	**.12 kg** .25 lb	**LM67010-Z**	**59.131** 2.3280	**11.811** .4650	**1.3** .05	**.06 kg** .14 lb	**15.875** .6250	

LM67000 SERIES CONTINUED ON NEXT PAGE

¨These Maximum Fillet Radii will be cleared by the Cone or Cup Radii.
†Bore or O.D. shown are maximum dimensions. *See Remarks Column.

CONE Number	CONE BORE d	CONE WIDTH B	Max Shaft Fillet Radii R ¨	Weight	CUP Number	CUP OUTSIDE DIA D	CUP WIDTH C	Max Hs'ng Fillet Radii r ¨	Weight	BEARING WIDTH T	Remarks
LM67000 Series (cont)											
***LM67048F**	**31.750** 1.2500	**16.764** .6600	**spcl.** spcl.	**-** -	**LM67014**	**61.986** 2.4404	**11.811** .4650	**1.3** .05	**.09 kg** .19 lb	**15.875** .6250	
LM67049A	**31.750** 1.2500	**16.764** .6600	**.8** .03	**.12 kg** .28 lb	***LM67014X**	**61.986** 2.4404	**11.811** .4650	**1.3** .05	**.09 kg** .19 lb	**15.875** .6250	
					LM67019	**67.277** 2.6487	**16.256** .6400	**1.3** .05	**.20 kg** .44 lb	**20.320** .8000	
					†JLM67020P	**58.514** 2.3037	**11.562** .4552	**1.3** .05	**.06 kg** .12 lb	**15.890** .6256	
†JLM67041P	**25.415** 1.0005	**16.231** .6390	**.8** .03	**.16 kg** .35 lb	JLM67041P may be paired with all single cups corresponding to JLM67042 and will require -.533 mm (-.0210 in) to be added to the T-width values.						
67300 Series											NA67385T: REVERSE TAPERED BORE
67384	**120.650** 4.7500	**46.038** 1.8125	**8.0** .31	**4.03 kg** 8.88 lb	**67320**	**203.200** 8.0000	**38.100** 1.5000	**3.3** .13	**2.04 kg** 4.49 lb	**46.038** 1.8125	NA67389T: TAPERED BORE
67388	**127.000** 5.0000	**46.038** 1.8125	**3.5** .14	**3.65 kg** 8.05 lb	***67320-B**	**203.200** 8.0000	**38.100** 1.5000	**3.3** .13	**2.29 kg** 5.05 lb	**15.083** .5938	67390TD: ASYMMETRICAL BEARING TAPERED BORE
67388W	**127.000** 5.0000	**46.038** 1.8125	**3.5** .14	**3.71 kg** 8.17 lb	**67322**	**196.850** 7.7500	**38.100** 1.5000	**3.3** .13	**1.44 kg** 3.18 lb	**46.038** 1.8125	
67389	**130.175** 5.1250	**46.038** 1.8125	**3.5** .14	**3.42 kg** 7.54 lb	***67322-B**	**196.850** 7.7500	**38.100** 1.5000	**3.3** .13	**1.70 kg** 3.74 lb	**15.083** .5938	67391D: ASYMMETRICAL BEARING SHOULDER ON OD RIGHTFACE
67390	**133.350** 5.2500	**46.038** 1.8125	**3.5** .14	**3.18 kg** 7.02 lb	***67322D**	**196.850** 7.7500	**85.725** 3.3750	**.8** .03	**3.27 kg** 7.21 lb	**101.600** 4.0000	67391DW: ASYMMETRICAL BEARING SHOULDER ON OD RIGHTFACE SLOTS IN LEFTFACE
67390W	**133.350** 5.2500	**46.038** 1.8125	**3.5** .14	**3.24 kg** 7.14 lb	***67322DC**	**196.850** 7.7500	**85.725** 3.3750	**.8** .03	**3.27 kg** 7.21 lb	**101.600** 4.0000	
67391	**133.350** 5.2500	**46.038** 1.8125	**8.0** .31	**3.17 kg** 6.99 lb	***67323D**	**196.850** 7.7500	**92.075** 3.6250	**.8** .03	**3.84 kg** 8.47 lb	**107.950** 4.2500	67392TD: TAPERED BORE
					67324	**203.200** 8.0000	**46.038** 1.8125	**3.3** .13	**2.28 kg** 5.02 lb	**46.037** 1.8125	67320-B : FLANGE ON OD FRONTFACE, BEARING WIDTH IS T1 DIMENSION
					***67324DA**	**198.438** 7.8125	**85.725** 3.3750	**.8** .03	**4.00 kg** 8.83 lb	**101.600** 4.0000	67322-B : FLANGE ON OD FRONTFACE, BEARING WIDTH IS T1 DIMENSION
					***67325D**	**200.025** 7.8750	**85.725** 3.3750	**.8** .03	**4.34 kg** 9.57 lb	**101.600** 4.0000	67322D : GROOVE IN OD CENTER HOLES IN OD CENTER
					***67326D**	**199.949** 7.8720	**85.725** 3.3750	**.8** .03	**3.88 kg** 8.55 lb	**101.600** 4.0000	
					***67329DA**	**222.250** 8.7500	**85.725** 3.3750	**spcl.** spcl.	**8.45 kg** 18.63 lb	**101.600** 4.0000	67322DC : HOLES IN OD CENTER 67323D : GROOVE IN OD CENTER HOLES IN OD CENTER
***NA67385T**	**126.962** 4.9985	**50.800** 2.0000	**3.5** .14	**8.15 kg** 17.98 lb	***67322D**	**196.850** 7.7500	**85.725** 3.3750	**.8** .03	**3.27 kg** 7.21 lb	**101.600** 4.0000	67324DA : HOLES IN OD CENTER
***NA67389T**	**131.200** 5.1654	**50.800** 2.0000	**3.5** .14	**7.45 kg** 16.44 lb	***67322DC**	**196.850** 7.7500	**85.725** 3.3750	**.8** .03	**3.27 kg** 7.21 lb	**101.600** 4.0000	67325D : GROOVE IN OD CENTER HOLES IN OD CENTER
					***67323D**	**196.850** 7.7500	**92.075** 3.6250	**.8** .03	**3.84 kg** 8.47 lb	**101.600** 4.0000	
					***67324DA**	**198.438** 7.8125	**85.725** 3.3750	**.8** .03	**4.00 kg** 8.83 lb	**101.600** 4.0000	67326D : GROOVE IN OD CENTER HOLES IN OD CENTER
					***67325D**	**200.025** 7.8750	**85.725** 3.3750	**.8** .03	**4.34 kg** 9.57 lb	**101.600** 4.0000	67329DA : HOLES IN OD CENTER SPECIAL RADIUS ON LEFTFACE OD SPECIAL RADIUS ON RIGHTFACE OD
					***67326D**	**199.949** 7.8720	**85.725** 3.3750	**.8** .03	**3.88 kg** 8.55 lb	**101.600** 4.0000	
					***67329DA**	**222.250** 8.7500	**85.725** 3.3750	**spcl.** spcl.	**8.45 kg** 18.63 lb	**101.600** 4.0000	
67388D	**127.000** 5.0000	**92.075** 3.6250	**1.5** .06	**9.05 kg** 19.95 lb	**67320**	**203.200** 8.0000	**38.100** 1.5000	**3.3** .13	**2.04 kg** 4.49 lb	**92.075** 3.6250	
67390D	**133.350** 5.2500	**92.075** 3.6250	**1.5** .06	**8.11 kg** 17.88 lb	**67322**	**196.850** 7.7500	**38.100** 1.5000	**3.3** .13	**1.44 kg** 3.18 lb	**92.075** 3.6250	
***67390TD**	**133.350** 5.2500	**92.075** 3.6250	**1.5** .06	**8.17 kg** 18.01 lb	**67324**	**203.200** 8.0000	**46.038** 1.8125	**3.3** .13	**2.28 kg** 5.02 lb	**92.075** 3.6250	
***67391D**	**130.175** 5.1250	**95.250** 3.7500	**1.5** .06	**8.62 kg** 19.00 lb							
***67391DW**	**130.175** 5.1250	**95.250** 3.7500	**1.5** .06	**8.37 kg** 18.46 lb							
***67392TD**	**133.350** 5.2500	**120.650** 4.7500	**1.5** .06	**10.62 kg** 23.42 lb	67392TD may be paired with all single cups corresponding to 67388D and will require 28.575 mm (1.1250 in) to be added to the T-width values.						

¨These Maximum Fillet Radii will be cleared by the Cone or Cup Radii.
†Bore or O.D. shown are maximum dimensions. *See Remarks Column.

67700 SERIES CONTINUED ON NEXT PAGE

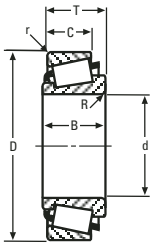

SINGLE ROW

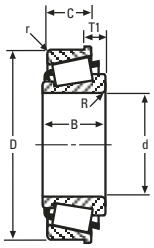

SINGLE ROW WITH FLANGE

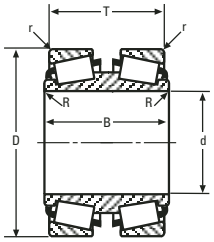

DOUBLE CONE

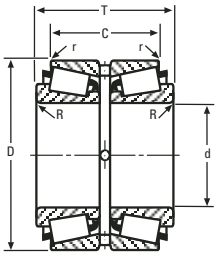

DOUBLE CUP

CONE Number	CONE BORE d	CONE WIDTH B	Max Shaft Fillet Radii R ¨	Weight	CUP Number	CUP OUTSIDE DIA D	CUP WIDTH C	Max Hs'ng Fillet Radii r ¨	Weight	BEARING WIDTH T	Remarks
67700 Series											67780V: MADE FROM VACUUM MELT STEEL
67780	**165.100**	**47.625**	**3.5**	**5.62 kg**	**67720**	**247.650**	**38.100**	**3.3**	**2.29 kg**	**47.625**	67782DW: ASYMMETRICAL BEARING KEYWAY IN ID SHOULDER ON OD RIGHTFACE
	6.5000	1.8750	.14	12.39 lb		9.7500	1.5000	.13	5.05 lb	1.8750	
***67780V**	**165.100**	**47.625**	**3.5**	**5.62 kg**	***67720-B**	**247.650**	**38.100**	**3.3**	**2.82 kg**	**16.670**	67787V: MADE FROM VACUUM MELT STEEL
	6.5000	1.8750	.14	12.39 lb		9.7500	1.5000	.13	6.22 lb	.6563	
67782	**168.275**	**47.625**	**3.5**	**5.31 kg**	***67720CD**	**247.650**	**84.138**	**.8**	**5.41 kg**	**103.187**	NA67787W: KEYWAY IN ID
	6.6250	1.8750	.14	11.71 lb		9.7500	3.3125	.03	11.94 lb	4.0625	
67782W	**168.275**	**47.625**	**3.5**	**5.43 kg**	***67720DW**	**247.650**	**93.662**	**.8**	**5.37 kg**	**103.187**	67790TD: TAPERED BORE
	6.6250	1.8750	.14	11.97 lb		9.7500	3.6875	.03	11.85 lb	4.0625	
67786	**174.625**	**47.625**	**8.0**	**4.56 kg**	***67720V**	**247.650**	**38.100**	**3.3**	**2.29 kg**	**47.625**	67790V: MADE FROM VACUUM MELT STEEL
	6.8750	1.8750	.31	10.06 lb		9.7500	1.5000	.13	5.05 lb	1.8750	
67787	**174.625**	**47.625**	**3.5**	**4.67 kg**	***67721D**	**247.650**	**87.312**	**.8**	**5.73 kg**	**106.362**	67791D: ASYMMETRICAL BEARING SHOULDER ON OD RIGHTFACE
	6.8750	1.8750	.14	10.31 lb		9.7500	3.4375	.03	12.64 lb	4.1875	
***67787V**	**174.625**	**47.625**	**3.5**	**4.72 kg**	**67721XD**	**247.650**	**87.312**	**.8**	**5.71 kg**	**106.362**	67791DGW: ASYMMETRICAL BEARING GROOVE IN ID SHOULDER ON OD RIGHTFACE SLOTS IN LEFTFACE
	6.8750	1.8750	.14	10.40 lb		9.7500	3.4375	.03	12.59 lb	4.1875	
67790	**177.800**	**47.625**	**3.5**	**4.35 kg**	***67725-B**	**247.650**	**41.275**	**3.3**	**3.34 kg**	**14.288**	67791DW: ASYMMETRICAL BEARING SHOULDER ON OD RIGHTFACE SLOTS IN LEFTFACE
	7.0000	1.8750	.14	9.58 lb		9.7500	1.6250	.13	7.37 lb	.5625	
***67790V**	**177.800**	**47.625**	**3.5**	**4.35 kg**							NA67791-SW: FRONTFACE CHAMFER SLOTS IN FRONTFACE
	7.0000	1.8750	.14	9.58 lb							
67791	**177.800**	**47.625**	**10.5**	**4.13 kg**							67720-B : FLANGE ON OD FRONTFACE, BEARING WIDTH IS T1 DIMENSION
	7.0000	1.8750	.41	9.11 lb							
***67782DW**	**168.275**	**92.075**	**1.5**	**12.58 kg**	**67720**	**247.650**	**38.100**	**3.3**	**2.29 kg**	**90.488**	67720CD : GROOVE IN OD CENTER HOLES IN OD CENTER
	6.6250	3.6250	.06	27.75 lb		9.7500	1.5000	.13	5.05 lb	3.5625	
67790D	**177.800**	**90.488**	**1.5**	**10.67 kg**	***67720V**	**247.650**	**38.100**	**3.3**	**2.29 kg**	**90.488**	67720DW : GROOVE IN OD CENTER HOLES IN OD CENTER
	7.0000	3.5625	.06	23.53 lb		9.7500	1.5000	.13	5.05 lb	3.5625	
***67790TD**	**177.800**	**90.488**	**1.5**	**11.41 kg**							67720V : MADE FROM VACUUM MELT STEEL
	7.0000	3.5625	.06	25.17 lb							
***67791D**	**177.800**	**92.075**	**1.5**	**10.73 kg**							67721D : GROOVE IN OD CENTER HOLES IN OD CENTER
	7.0000	3.6250	.06	23.65 lb							
***67791DGW**	**177.800**	**92.075**	**1.5**	**10.71 kg**							67725-B : FLANGE ON OD FRONTFACE, BEARING WIDTH IS T1 DIMENSION
	7.0000	3.6250	.06	23.61 lb							
***67791DW**	**177.800**	**92.075**	**1.5**	**10.71 kg**							
	7.0000	3.6250	.06	23.61 lb							
NA67787	**174.625**	**51.595**	**3.5**	**9.73 kg**	***67720CD**	**247.650**	**84.138**	**.8**	**5.41 kg**	**103.190**	
	6.8750	2.0313	.14	21.46 lb		9.7500	3.3125	.03	11.94 lb	4.0626	
***NA67787W**	**174.625**	**51.595**	**3.5**	**9.65 kg**	***67720DW**	**247.650**	**93.662**	**.8**	**5.37 kg**	**103.190**	
	6.8750	2.0313	.14	21.27 lb		9.7500	3.6875	.03	11.85 lb	4.0626	
NA67790	**177.800**	**51.595**	**3.5**	**9.02 kg**	***67721D**	**247.650**	**87.312**	**.8**	**5.73 kg**	**103.190**	
	7.0000	2.0313	.14	19.88 lb		9.7500	3.4375	.03	12.64 lb	4.0626	
NA67790W	**177.800**	**51.595**	**3.5**	**8.93 kg**	**67721XD**	**247.650**	**87.312**	**.8**	**5.71 kg**	**103.190**	
	7.0000	2.0313	.14	19.69 lb		9.7500	3.4375	.03	12.59 lb	4.0626	
***NA67791-SW**	**177.800**	**51.595**	**3.5**	**8.93 kg**							
	7.0000	2.0313	.14	19.69 lb							
67800 Series											NA67874-SW: EXTENDED LARGE RIB FRONTFACE CHAMFER SLOTS IN FRONTFACE
***NA67874-SW**	**179.974**	**54.767**	**2.5**	**-**	***67820CD**	**266.700**	**84.138**	**.8**	**5.79 kg**	**109.535**	
	7.0856	2.1562	.10	-		10.5000	3.3125	.03	12.76 lb	4.3124	
***NA67885-SW**	**190.500**	**54.767**	**3.5**	**-**							67885D: ASYMMETRICAL BEARING SHOULDER ON OD LEFTFACE
	7.5000	2.1562	.14	-							
67883	**184.150**	**46.833**	**3.5**	**5.95 kg**	***67820-B**	**266.700**	**38.100**	**3.3**	**2.76 kg**	**16.670**	
	7.2500	1.8438	.14	13.11 lb		10.5000	1.5000	.13	6.09 lb	.6563	
67884	**187.325**	**46.833**	**3.5**	**5.61 kg**	**67820**	**266.700**	**38.100**	**3.3**	**2.62 kg**	**47.625**	67885DW: ASYMMETRICAL BEARING SHOULDER ON OD LEFTFACE SLOTS IN RIGHTFACE
	7.3750	1.8438	.14	12.37 lb		10.5000	1.5000	.13	5.78 lb	1.8750	
67885	**190.500**	**46.833**	**3.5**	**5.26 kg**	***67820CD**	**266.700**	**84.138**	**.8**	**5.79 kg**	**103.188**	
	7.5000	1.8438	.14	11.60 lb		10.5000	3.3125	.03	12.76 lb	4.0625	NA67885-SW: EXTENDED LARGE RIB FRONTFACE CHAMFER SLOTS IN FRONTFACE
67887	**192.088**	**46.833**	**10.5**	**4.86 kg**	**67830**	**280.000**	**36.000**	**3.3**	**4.08 kg**	**46.525**	
	7.5625	1.8438	.41	10.71 lb		11.0236	1.4173	.13	8.99 lb	1.8317	

67800 SERIES CONTINUED ON NEXT PAGE

¨These Maximum Fillet Radii will be cleared by the Cone or Cup Radii.
†Bore or O.D. shown are maximum dimensions. *See Remarks Column.

CONE Number	CONE BORE d	CONE WIDTH B	Max Shaft Fillet Radii R ¨	Weight	CUP Number	CUP OUTSIDE DIA D	CUP WIDTH C	Max Hs'ng Fillet Radii r ¨	Weight	BEARING WIDTH T	Remarks
67800 Series (cont)											
67888	**194.976** 7.6762	**46.833** 1.8438	**3.5** .14	**4.77 kg** 10.51 lb	**67835**	**289.992** 11.4170	**36.000** 1.4173	**3.3** .13	**5.33 kg** 11.76 lb	**46.525** 1.8317	67820-B : FLANGE ON OD FRONTFACE, BEARING WIDTH IS T1 DIMENSION
67890H	**190.500** 7.5000	**50.000** 1.9685	**3.5** .14	**5.57 kg** 12.28 lb							67820CD : GROOVE IN OD CENTER HOLES IN OD CENTER
67891H	**192.088** 7.5625	**50.000** 1.9685	**3.5** .14	**5.38 kg** 11.87 lb							
***67885D**	**190.500** 7.5000	**89.695** 3.5313	**1.5** .06	**12.49 kg** 27.55 lb	**67820**	**266.700** 10.5000	**38.100** 1.5000	**3.3** .13	**2.62 kg** 5.78 lb	**90.488** 3.5625	
***67885DW**	**190.500** 7.5000	**89.695** 3.5313	**1.5** .06	**12.46 kg** 27.47 lb	**67830**	**280.000** 11.0236	**36.000** 1.4173	**3.3** .13	**4.08 kg** 8.99 lb	**88.288** 3.4759	
					67835	**289.992** 11.4170	**36.000** 1.4173	**3.3** .13	**5.33 kg** 11.76 lb	**88.288** 3.4759	
67875	**180.000** 7.0866	**46.000** 1.8110	**6.4** .25	**6.23 kg** 13.73 lb	67875 and grouped cones may be paired with all single cups corresponding to 67883 and will require -.526 mm (-.0207 in) to be added to the T-width values.						
67886	**190.078** 7.4834	**46.000** 1.8110	**6.4** .25	**5.19 kg** 11.44 lb	67875 and grouped cones may be paired with all double cups corresponding to 67883 and will require -1.052 mm (-.0414 in) to be added to the T-width values.						
67900 Series											67980TD: TAPERED BORE
***67980TD**	**198.438** 7.8125	**87.312** 3.4375	**.8** .03	**15.60 kg** 34.41 lb	**67919**	**279.400** 11.0000	**36.512** 1.4375	**3.3** .13	**2.39 kg** 5.28 lb	**87.312** 3.4375	NA67983-SW: FRONTFACE CHAMFER SLOTS IN FRONTFACE
67985D	**206.375** 8.1250	**87.312** 3.4375	**.8** .03	**13.16 kg** 29.02 lb	**67920**	**282.575** 11.1250	**36.512** 1.4375	**3.3** .13	**2.79 kg** 6.15 lb	**87.312** 3.4375	
***67986D**	**206.375** 8.1250	**90.488** 3.5625	**.8** .03	**13.24 kg** 29.19 lb	***67920V**	**282.575** 11.1250	**36.512** 1.4375	**3.3** .13	**2.79 kg** 6.15 lb	**87.312** 3.4375	67986D: ASYMMETRICAL BEARING SHOULDER ON OD RIGHTFACE
***67986DVH**	**206.375** 8.1250	**90.488** 3.5625	**.8** .03	**13.24 kg** 29.19 lb							67986DVH: ASYMMETRICAL BEARING MADE FROM VACUUM MELT STEEL SHOULDER ON OD RIGHTFACE
***67986DW**	**206.375** 8.1250	**90.488** 3.5625	**.8** .03	**13.20 kg** 29.11 lb							
67981	**198.298** 7.8070	**49.212** 1.9375	**3.5** .14	**6.71 kg** 14.79 lb	**67919**	**279.400** 11.0000	**36.512** 1.4375	**3.3** .13	**2.39 kg** 5.28 lb	**46.038** 1.8125	67986DW: ASYMMETRICAL BEARING SHOULDER ON OD RIGHTFACE SLOTS IN LEFTFACE
67982	**199.949** 7.8720	**49.212** 1.9375	**3.5** .14	**6.51 kg** 14.35 lb	**67920**	**282.575** 11.1250	**36.512** 1.4375	**3.3** .13	**2.79 kg** 6.15 lb	**46.038** 1.8125	67920-B : FLANGE ON OD FRONTFACE, BEARING WIDTH IS T1 DIMENSION
67983	**203.200** 8.0000	**46.038** 1.8125	**3.5** .14	**5.96 kg** 13.15 lb	***67920-B**	**282.575** 11.1250	**36.512** 1.4375	**3.3** .13	**2.97 kg** 6.55 lb	**16.670** .6563	
67983W	**203.200** 8.0000	**46.038** 1.8125	**3.5** .14	**5.86 kg** 12.93 lb	***67920CD**	**282.575** 11.1250	**82.550** 3.2500	**.8** .03	**6.63 kg** 14.61 lb	**101.600** 4.0000	67920CD : GROOVE IN OD CENTER HOLES IN OD CENTER
67985	**206.375** 8.1250	**46.038** 1.8125	**3.5** .14	**5.60 kg** 12.34 lb	***67920D**	**282.575** 11.1250	**82.550** 3.2500	**.8** .03	**6.63 kg** 14.61 lb	**101.600** 4.0000	67920D : GROOVE IN OD CENTER HOLES IN OD CENTER
67987	**206.375** 8.1250	**49.212** 1.9375	**3.5** .14	**5.84 kg** 12.89 lb	***67920DC**	**282.575** 11.1250	**82.550** 3.2500	**.8** .03	**6.63 kg** 14.61 lb	**101.600** 4.0000	
67989	**209.550** 8.2500	**46.038** 1.8125	**3.5** .14	**5.22 kg** 11.51 lb	***67920V**	**282.575** 11.1250	**36.512** 1.4375	**3.3** .13	**2.79 kg** 6.15 lb	**46.038** 1.8125	67920DC : HOLES IN OD CENTER
67989H	**209.550** 8.2500	**49.212** 1.9375	**3.5** .14	**5.43 kg** 11.96 lb	***67921D**	**282.575** 11.1250	**88.900** 3.5000	**.8** .03	**6.83 kg** 15.05 lb	**107.950** 4.2500	67920V : MADE FROM VACUUM MELT STEEL
					***67921DV**	**282.575** 11.1250	**88.900** 3.5000	**.8** .03	**6.83 kg** 15.05 lb	**107.950** 4.2500	67921D : GROOVE IN OD CENTER HOLES IN OD CENTER
											67921DV : GROOVE IN OD CENTER HOLES IN OD CENTER MADE FROM VACUUM MELT STEEL
NA67983	**203.200** 8.0000	**50.800** 2.0000	**3.5** .14	**12.57 kg** 27.71 lb	***67920CD**	**282.575** 11.1250	**82.550** 3.2500	**.8** .03	**6.63 kg** 14.61 lb	**101.600** 4.0000	
***NA67983-SW**	**203.200** 8.0000	**50.800** 2.0000	**3.5** .14	**12.45 kg** 27.45 lb	***67920D**	**282.575** 11.1250	**82.550** 3.2500	**.8** .03	**6.63 kg** 14.61 lb	**101.600** 4.0000	
					***67920DC**	**282.575** 11.1250	**82.550** 3.2500	**.8** .03	**6.63 kg** 14.61 lb	**101.600** 4.0000	
					***67921D**	**282.575** 11.1250	**88.900** 3.5000	**.8** .03	**6.83 kg** 15.05 lb	**101.600** 4.0000	
					***67921DV**	**282.575** 11.1250	**88.900** 3.5000	**.8** .03	**6.83 kg** 15.05 lb	**101.600** 4.0000	

¨These Maximum Fillet Radii will be cleared by the Cone or Cup Radii.
†Bore or O.D. shown are maximum dimensions. *See Remarks Column.

68000 SERIES CONTINUED ON NEXT PAGE

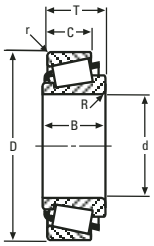

SINGLE ROW

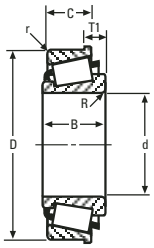

SINGLE ROW WITH FLANGE

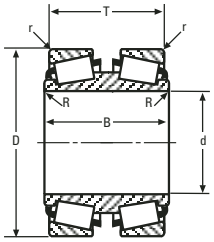

DOUBLE CONE

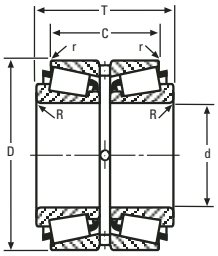

DOUBLE CUP

CONE Number	CONE BORE d	CONE WIDTH B	Max Shaft Fillet Radii R ¨	Weight	CUP Number	CUP OUTSIDE DIA D	CUP WIDTH C	Max Hs'ng Fillet Radii r ¨	Weight	BEARING WIDTH T	Remarks
68000 Series											68450A: SPECIAL FRONTFACE RADIUS
68450	**114.300** 4.5000	**31.750** 1.2500	**3.5** .14	**1.85 kg** 4.08 lb	**68709**	**179.974** 7.0856	**25.400** 1.0000	**.8** .03	**1.00 kg** 2.20 lb	**34.925** 1.3750	68712-B : FLANGE ON OD FRONTFACE, BEARING WIDTH IS T1 DIMENSION
***68450A**	**114.300** 4.5000	**31.750** 1.2500	**3.5** .14	**1.85 kg** 4.07 lb	***68712-B**	**180.975** 7.1250	**25.400** 1.0000	**3.3** .13	**1.16 kg** 2.55 lb	**16.670** .6563	68712RB : GROOVE IN OD FRONTFACE
68462	**117.475** 4.6250	**31.750** 1.2500	**3.5** .14	**1.71 kg** 3.76 lb	***68712RB**	**180.975** 7.1250	**25.400** 1.0000	**3.3** .13	**1.05 kg** 2.32 lb	**34.925** 1.3750	
68463	**117.475** 4.6250	**31.750** 1.2500	**8.0** .31	**1.63 kg** 3.60 lb	**68712**	**180.975** 7.1250	**25.400** 1.0000	**3.3** .13	**1.03 kg** 2.28 lb	**34.925** 1.3750	
					68726	**184.150** 7.2500	**28.971** 1.1406	**3.3** .13	**1.37 kg** 3.03 lb	**37.278** 1.4676	
L68100 Series											JL68145: EXTENDED SMALL RIB
***†JL68145**	**35.000** 1.3780	**18.461** .7268	**2.0** .08	**.12 kg** .27 lb	**L68110**	**59.131** 2.3280	**11.938** .4700	**1.3** .05	**.06 kg** .12 lb	**15.875** .6250	L68149: SPECIAL BACKFACE RADIUS
***L68149**	**34.988** 1.3775	**16.764** .6600	**spcl.** spcl.	**.11 kg** .24 lb	**†JL68111-Z**	**60.000** 2.3622	**11.938** .4700	**1.3** .05	**.06 kg** .14 lb	**15.875** .6250	L68149H: SPECIAL BACKFACE RADIUS
L68149A	**34.988** 1.3775	**16.764** .6600	**.8** .03	**.12 kg** .26 lb	**L68111**	**59.974** 2.3612	**11.938** .4700	**1.3** .05	**.06 kg** .14 lb	**15.875** .6250	L68149P: SPECIAL BACKFACE RADIUS
***L68149H**	**34.988** 1.3775	**16.764** .6600	**spcl.** spcl.	**.11 kg** .24 lb	**L68111P**	**59.974** 2.3612	**11.938** .4700	**1.3** .05	**.06 kg** .14 lb	**15.875** .6250	
***L68149P**	**34.988** 1.3775	**16.764** .6600	**spcl.** spcl.	**.11 kg** .24 lb	**L68116**	**65.088** 2.5625	**11.938** .4700	**1.3** .05	**.11 kg** .25 lb	**15.875** .6250	
69000 Series											
69350X	**88.900** 3.5000	**30.162** 1.1875	**2.3** .09	**1.61 kg** 3.55 lb	**69630**	**160.096** 6.3030	**22.300** .8780	**3.3** .13	**.80 kg** 1.77 lb	**30.124** 1.1860	
69354	**89.992** 3.5430	**30.162** 1.1875	**2.3** .09	**1.57 kg** 3.47 lb							
L69300 Series											JL69345: EXTENDED SMALL RIB SPECIAL BACKFACE RADIUS
***†JL69345**	**38.000** 1.4961	**19.000** .7480	**spcl.** spcl.	**.13 kg** .29 lb	**†JL69310**	**63.000** 2.4803	**13.500** .5315	**1.5** .05	**.07 kg** .16 lb	**17.000** .6693	
†JL69348	**38.000** 1.4961	**17.000** .6693	**3.3** .13	**.13 kg** .30 lb	**†JL69310E**	**63.000** 2.4803	**15.500** .6102	**.5** .02	**.09 kg** .19 lb	**18.912** .7446	JL69349: SPECIAL BACKFACE RADIUS
***†JL69349**	**38.000** 1.4961	**17.000** .6693	**spcl.** spcl.	**.13 kg** .30 lb	**†JL69310P**	**63.000** 2.4803	**13.500** .5315	**1.5** .05	**.07 kg** .16 lb	**17.000** .6693	JL69349P: SPECIAL BACKFACE RADIUS
†JL69349A	**38.000** 1.4961	**17.000** .6693	**1.3** .05	**.14 kg** .30 lb	**†JL69310-Z**	**63.000** 2.4803	**13.500** .5315	**1.3** .05	**.07 kg** .16 lb	**17.000** .6693	
†JL69349AX	**38.000** 1.4961	**17.000** .6693	**.5** .01	**.14 kg** .30 lb							
†JL69349CP	**38.000** 1.4961	**17.000** .6693	**3.3** .13	**.13 kg** .30 lb							
†JL69349H	**38.000** 1.4961	**17.000** .6693	**3.0** .13	**.13 kg** .30 lb							
***†JL69349P**	**38.000** 1.4961	**17.000** .6693	**spcl.** spcl.	**.13 kg** .28 lb							
†JL69349X	**38.000** 1.4961	**17.000** .6693	**2.3** .09	**.14 kg** .30 lb							
71000 Series											71457TD: TAPERED BORE
71373	**94.948** 3.7381	**49.500** 1.9488	**4.0** .16	**4.66 kg** 10.28 lb	**71750**	**190.500** 7.5000	**34.925** 1.3750	**3.3** .13	**1.72 kg** 3.79 lb	**47.625** 1.8750	71750-B : FLANGE ON OD FRONTFACE, BEARING WIDTH IS T1 DIMENSION
71412	**104.775** 4.1250	**49.212** 1.9375	**3.5** .14	**4.06 kg** 8.95 lb	***71750-B**	**190.500** 7.5000	**34.925** 1.3750	**3.3** .13	**1.88 kg** 4.14 lb	**20.638** .8125	71751D : GROOVE IN OD CENTER
71425	**107.950** 4.2500	**49.212** 1.9375	**3.5** .14	**3.85 kg** 8.50 lb	***71751D**	**190.500** 7.5000	**80.962** 3.1875	**1.5** .06	**4.03 kg** 8.89 lb	**106.362** 4.1875	HOLES IN OD CENTER
71425W	**107.950** 4.2500	**49.212** 1.9375	**3.5** .14	**3.77 kg** 8.32 lb	***71751DC**	**190.500** 7.5000	**80.962** 3.1875	**1.5** .06	**4.03 kg** 8.89 lb	**106.362** 4.1875	71751DC : HOLES IN OD CENTER
71432	**109.952** 4.3288	**49.212** 1.9375	**3.5** .14	**3.72 kg** 8.21 lb	**71753**	**191.976** 7.5581	**34.925** 1.3750	**3.3** .13	**1.84 kg** 4.06 lb	**47.625** 1.8750	
71433X	**110.000** 4.3307	**49.212** 1.9375	**3.5** .14	**3.72 kg** 8.20 lb	**71788**	**199.974** 7.8730	**36.800** 1.4488	**4.0** .16	**2.67 kg** 5.89 lb	**49.500** 1.9488	
71437	**111.125** 4.3750	**49.212** 1.9375	**3.5** .14	**3.64 kg** 8.03 lb							
71437W	**111.125** 4.3750	**49.212** 1.9375	**3.5** .14	**3.61 kg** 7.97 lb							

71000 SERIES CONTINUED ON NEXT PAGE

¨These Maximum Fillet Radii will be cleared by the Cone or Cup Radii.
†Bore or O.D. shown are maximum dimensions. *See Remarks Column.

CONE Number	CONE BORE d	CONE WIDTH B	Max Shaft Fillet Radii R ¨	Weight	CUP Number	CUP OUTSIDE DIA D	CUP WIDTH C	Max Hs'ng Fillet Radii r ¨	Weight	BEARING WIDTH T	Remarks
71000 Series (cont)											
71450	**114.300** 4.5000	**49.212** 1.9375	**3.5** .14	**3.43 kg** 7.56 lb							
71450W	**114.300** 4.5000	**49.212** 1.9375	**3.5** .14	**3.44 kg** 7.60 lb							
71451	**114.300** 4.5000	**49.212** 1.9375	**3.5** .14	**3.41 kg** 7.52 lb							
71453	**115.087** 4.5310	**49.212** 1.9375	**3.5** .14	**3.37 kg** 7.43 lb							
71455	**115.087** 4.5310	**49.212** 1.9375	**8.0** .31	**3.30 kg** 7.27 lb							
71426D	**107.950** 4.2500	**101.600** 4.0000	**1.5** .06	**9.76 kg** 21.52 lb	**71750**	**190.500** 7.5000	**34.925** 1.3750	**3.3** .13	**1.72 kg** 3.79 lb	**98.425** 3.8750	
71450D	**114.300** 4.5000	**101.600** 4.0000	**1.5** .06	**8.88 kg** 19.57 lb	**71753**	**191.976** 7.5581	**34.925** 1.3750	**3.3** .13	**1.84 kg** 4.06 lb	**98.425** 3.8750	
					71788	**199.974** 7.8730	**36.800** 1.4488	**4.0** .16	**2.67 kg** 5.89 lb	**102.174** 4.0226	
NA71450	**114.300** 4.5000	**53.183** 2.0938	**3.5** .14	**7.04 kg** 15.53 lb	***71751D**	**190.500** 7.5000	**80.962** 3.1875	**1.5** .06	**4.03 kg** 8.89 lb	**106.365** 4.1876	
					***71751DC**	**190.500** 7.5000	**80.962** 3.1875	**1.5** .06	**4.03 kg** 8.89 lb	**106.365** 4.1876	
***71457TD**	**115.888** 4.5625	**111.125** 4.3750	**1.5** .06	**9.66 kg** 21.30 lb	71457TD may be paired with all single cups corresponding to 71426D and will require 9.525 mm (.3750 in) to be added to the T-width values.						
72000 Series											72187: FRONTFACE CHAMFER
***72187**	**47.625** 1.8750	**32.791** 1.2910	**3.5** .14	**1.29 kg** 2.85 lb	***72487-B**	**123.825** 4.8750	**25.400** 1.0000	**3.3** .13	**.90 kg** 1.99 lb	**17.462** .6875	72200: FRONTFACE CHAMFER
72188	**47.625** 1.8750	**32.791** 1.2910	**.8** .03	**1.30 kg** 2.87 lb	**72487**	**123.825** 4.8750	**25.400** 1.0000	**3.3** .13	**.78 kg** 1.72 lb	**36.512** 1.4375	72212: FRONTFACE CHAMFER
***72200**	**50.800** 2.0000	**32.791** 1.2910	**3.5** .14	**1.23 kg** 2.71 lb	***72488D**	**123.825** 4.8750	**55.562** 2.1875	**1.5** .06	**1.66 kg** 3.67 lb	**77.787** 3.0625	72487-B : FLANGE ON OD FRONTFACE, BEARING WIDTH IS T1 DIMENSION
***72212**	**53.975** 2.1250	**32.791** 1.2910	**3.5** .14	**1.16 kg** 2.56 lb	**72500**	**127.000** 5.0000	**25.400** 1.0000	**3.3** .13	**.90 kg** 1.99 lb	**36.512** 1.4375	72488D : GROOVE IN OD CENTER
72218	**55.562** 2.1875	**32.791** 1.2910	**3.5** .14	**1.13 kg** 2.49 lb	***72500D**	**127.000** 5.0000	**57.023** 2.2450	**.8** .03	**2.01 kg** 4.43 lb	**79.248** 3.1200	HOLES IN OD CENTER
72225	**57.150** 2.2500	**32.791** 1.2910	**3.5** .14	**1.09 kg** 2.41 lb							72500D : GROOVE IN OD CENTER HOLES IN OD CENTER
NA72212	**53.975** 2.1250	**38.892** 1.5312	**2.3** .09	**-** -	***72488D**	**123.825** 4.8750	**55.562** 2.1875	**1.5** .06	**1.66 kg** 3.67 lb	**77.785** 3.0624	
					***72500D**	**127.000** 5.0000	**57.023** 2.2450	**.8** .03	**2.01 kg** 4.43 lb	**77.785** 3.0624	
72000C Series											72488D : GROOVE IN OD CENTER
72187C	**47.625** 1.8750	**32.791** 1.2910	**3.5** .14	**1.45 kg** 3.20 lb	**72487**	**123.825** 4.8750	**25.400** 1.0000	**3.3** .13	**.78 kg** 1.72 lb	**36.512** 1.4375	HOLES IN OD CENTER
72188C	**47.625** 1.8750	**32.791** 1.2910	**.8** .03	**1.48 kg** 3.26 lb	***72488D**	**123.825** 4.8750	**55.562** 2.1875	**1.5** .06	**1.66 kg** 3.67 lb	**77.786** 3.0624	72500D : GROOVE IN OD CENTER HOLES IN OD CENTER
72200C	**50.800** 2.0000	**32.791** 1.2910	**3.5** .14	**1.42 kg** 3.12 lb	**72500**	**127.000** 5.0000	**25.400** 1.0000	**3.3** .13	**.90 kg** 1.99 lb	**36.512** 1.4375	
72201C	**50.800** 2.0000	**32.791** 1.2910	**.8** .03	**1.42 kg** 3.12 lb	***72500D**	**127.000** 5.0000	**57.023** 2.2450	**.8** .03	**2.01 kg** 4.43 lb	**79.246** 3.1199	
72212C	**53.975** 2.1250	**32.791** 1.2910	**3.5** .14	**1.35 kg** 2.97 lb							
72213C	**53.975** 2.1250	**32.791** 1.2910	**3.5** .14	**1.35 kg** 2.97 lb							
72218C	**55.562** 2.1875	**32.791** 1.2910	**3.5** .14	**1.31 kg** 2.89 lb							
72219C	**55.562** 2.1875	**32.791** 1.2910	**3.5** .14	**1.31 kg** 2.89 lb							
72225C	**57.150** 2.2500	**32.791** 1.2910	**3.5** .14	**1.28 kg** 2.81 lb							

¨These Maximum Fillet Radii will be cleared by the Cone or Cup Radii.
†Bore or O.D. shown are maximum dimensions. *See Remarks Column.

72000C SERIES CONTINUED ON NEXT PAGE

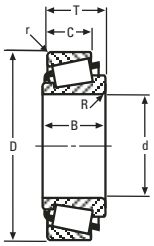

SINGLE ROW

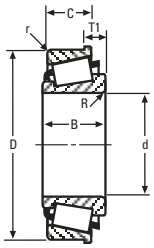

SINGLE ROW WITH FLANGE

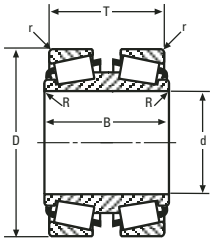

DOUBLE CONE

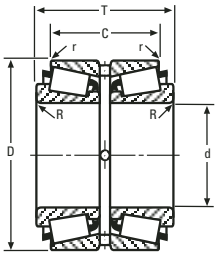

DOUBLE CUP

CONE Number	CONE BORE d	CONE WIDTH B	Max Shaft Fillet Radii R ¨	Weight	CUP Number	CUP OUTSIDE DIA D	CUP WIDTH C	Max Hs'ng Fillet Radii r ¨	Weight	BEARING WIDTH T	Remarks
72000C Series (cont)											
NA72212C	**53.975** 2.1250	**38.892** 1.5312	**2.3** .09	**-** -	***72488D**	**123.825** 4.8750	**55.562** 2.1875	**1.5** .06	**1.66 kg** 3.67 lb	**77.785** 3.0624	
					***72500D**	**127.000** 5.0000	**57.023** 2.2450	**.8** .03	**2.01 kg** 4.43 lb	**77.785** 3.0624	
LM72800 Series											
LM72849	**22.606** .8900	**15.500** .6102	**1.5** .06	**.08 kg** .17 lb	**LM72810**	**47.000** 1.8504	**12.000** .4724	**1.0** .04	**.05 kg** .10 lb	**15.500** .6102	
LM72849F	**22.606** .8900	**15.500** .6102	**1.5** .06	**-** -							
73000 Series											73876CD : GROOVE IN OD CENTER HOLES IN OD CENTER
73550D	**139.700** 5.5000	**53.975** 2.1250	**3.5** .14	**6.42 kg** 14.17 lb	**73875**	**222.250** 8.7500	**23.812** .9375	**3.3** .13	**1.43 kg** 3.15 lb	**60.579** 2.3850	
73551	**139.700** 5.5000	**31.623** 1.2450	**3.5** .14	**2.83 kg** 6.25 lb	**73875**	**222.250** 8.7500	**23.812** .9375	**3.3** .13	**1.43 kg** 3.15 lb	**34.925** 1.3750	
73562	**142.875** 5.6250	**31.623** 1.2450	**3.5** .14	**2.66 kg** 5.86 lb	***73876CD**	**222.250** 8.7500	**53.975** 2.1250	**2.3** .09	**3.24 kg** 7.13 lb	**75.700** 2.9803	
74000 Series											74537-SW: SLOTS IN BACKFACE 74539TD: ASYMMETRICAL BEARING TAPERED BORE 74550V: MADE FROM VACUUM MELT STEEL 74845-B : FLANGE ON OD FRONTFACE, BEARING WIDTH IS T1 DIMENSION 74850-B : FLANGE ON OD FRONTFACE, BEARING WIDTH IS T1 DIMENSION 74850W : KEYWAY IN OD BACKFACE 74850XX : MADE FROM VACUUM MELT STEEL 74851CD : GROOVE IN OD CENTER HOLES IN OD CENTER 74854V : MADE FROM VACUUM MELT STEEL
74472	**119.964** 4.7230	**47.625** 1.8750	**3.5** .14	**5.57 kg** 12.27 lb	**74845**	**214.975** 8.4636	**34.925** 1.3750	**3.3** .13	**1.84 kg** 4.06 lb	**47.625** 1.8750	
74473X	**120.000** 4.7244	**47.625** 1.8750	**4.0** .16	**5.56 kg** 12.25 lb	***74845-B**	**214.975** 8.4636	**34.925** 1.3750	**3.3** .13	**2.01 kg** 4.43 lb	**20.638** .8125	
74500	**127.000** 5.0000	**47.625** 1.8750	**3.5** .14	**5.06 kg** 11.15 lb	**74846X**	**215.000** 8.4646	**34.925** 1.3750	**3.3** .13	**1.84 kg** 4.06 lb	**47.625** 1.8750	
74511X	**130.000** 5.1181	**47.625** 1.8750	**3.5** .14	**4.83 kg** 10.65 lb	**74849XD**	**215.900** 8.5000	**80.962** 3.1875	**1.5** .06	**4.73 kg** 10.43 lb	**106.363** 4.1875	
74525	**133.350** 5.2500	**47.625** 1.8750	**3.5** .14	**4.57 kg** 10.08 lb	**74850**	**215.900** 8.5000	**34.925** 1.3750	**3.3** .13	**1.95 kg** 4.29 lb	**47.625** 1.8750	
74529	**134.976** 5.3140	**47.625** 1.8750	**3.5** .14	**4.45 kg** 9.80 lb	***74850-B**	**215.900** 8.5000	**34.925** 1.3750	**3.3** .13	**2.13 kg** 4.69 lb	**20.638** .8125	
74536W	**136.525** 5.3750	**47.625** 1.8750	**3.5** .14	**4.37 kg** 9.63 lb	***74850W**	**215.900** 8.5000	**34.925** 1.3750	**3.3** .13	**1.94 kg** 4.28 lb	**47.625** 1.8750	
74537	**136.525** 5.3750	**47.625** 1.8750	**3.5** .14	**4.32 kg** 9.53 lb	***74850XX**	**215.900** 8.5000	**34.925** 1.3750	**3.3** .13	**1.92 kg** 4.24 lb	**47.625** 1.8750	
***74537-SW**	**136.525** 5.3750	**47.625** 1.8750	**3.5** .14	**4.37 kg** 9.63 lb	***74851CD**	**215.900** 8.5000	**80.962** 3.1875	**1.5** .06	**4.42 kg** 9.75 lb	**106.363** 4.1875	
74550	**139.700** 5.5000	**47.625** 1.8750	**3.5** .14	**4.06 kg** 8.96 lb	**74851XD**	**215.900** 8.5000	**80.962** 3.1875	**1.5** .06	**4.85 kg** 10.70 lb	**106.363** 4.1875	
74550-B	**139.700** 5.5000	**47.625** 1.8750	**3.5** .14	**4.03 kg** 8.89 lb	**74853**	**215.900** 8.5000	**47.625** 1.8750	**3.3** .13	**2.62 kg** 5.78 lb	**53.975** 2.1250	
74550A	**139.700** 5.5000	**47.625** 1.8750	**6.4** .25	**4.02 kg** 8.85 lb	***74854V**	**215.900** 8.5000	**34.925** 1.3750	**3.3** .13	**1.94 kg** 4.29 lb	**47.507** 1.8704	
***74550V**	**139.700** 5.5000	**47.625** 1.8750	**3.5** .14	**4.09 kg** 9.01 lb	**74856**	**217.488** 8.5625	**34.925** 1.3750	**3.3** .13	**2.07 kg** 4.57 lb	**47.625** 1.8750	
74550W	**139.700** 5.5000	**47.625** 1.8750	**3.5** .14	**4.08 kg** 8.99 lb							
74551X	**140.000** 5.5118	**47.625** 1.8750	**3.5** .14	**4.04 kg** 8.90 lb							
74556	**139.974** 5.5108	**47.625** 1.8750	**3.5** .14	**4.04 kg** 8.91 lb							
74510D	**130.005** 5.1183	**123.825** 4.8750	**1.5** .06	**14.28 kg** 31.48 lb	**74845**	**214.975** 8.4636	**34.925** 1.3750	**3.3** .13	**1.84 kg** 4.06 lb	**123.825** 4.8750	
***74539TD**	**136.525** 5.3750	**123.825** 4.8750	**1.5** .06	**11.87 kg** 26.17 lb	**74846X**	**215.000** 8.4646	**34.925** 1.3750	**3.3** .13	**1.84 kg** 4.06 lb	**123.825** 4.8750	
					74850	**215.900** 8.5000	**34.925** 1.3750	**3.3** .13	**1.95 kg** 4.29 lb	**123.825** 4.8750	
					***74850W**	**215.900** 8.5000	**34.925** 1.3750	**3.3** .13	**1.94 kg** 4.28 lb	**123.825** 4.8750	
					***74850XX**	**215.900** 8.5000	**34.925** 1.3750	**3.3** .13	**1.92 kg** 4.24 lb	**123.825** 4.8750	
					74853	**215.900** 8.5000	**47.625** 1.8750	**3.3** .13	**2.62 kg** 5.78 lb	**136.525** 5.3750	
					***74854V**	**215.900** 8.5000	**34.925** 1.3750	**3.3** .13	**1.94 kg** 4.29 lb	**123.825** 4.8750	

74000 SERIES CONTINUED ON NEXT PAGE

¨These Maximum Fillet Radii will be cleared by the Cone or Cup Radii.
†Bore or O.D. shown are maximum dimensions. *See Remarks Column.

CONE Number	CONE BORE d	CONE WIDTH B	Max Shaft Fillet Radii R ¨	Weight	CUP Number	CUP OUTSIDE DIA D	CUP WIDTH C	Max Hs'ng Fillet Radii r ¨	Weight	BEARING WIDTH T	Remarks
74000 Series (cont)					**74856**	**217.488** 8.5625	**34.925** 1.3750	**3.3** .13	**2.07 kg** 4.57 lb	**123.825** 4.8750	
74555A	**139.700** 5.5000	**53.183** 2.0938	**12.7** .50	**3.89 kg** 8.58 lb	**74845**	**214.975** 8.4636	**34.925** 1.3750	**3.3** .13	**1.84 kg** 4.06 lb	**47.625** 1.8750	
					***74845-B**	**214.975** 8.4636	**34.925** 1.3750	**3.3** .13	**2.01 kg** 4.43 lb	**20.638** .8125	
					74846X	**215.000** 8.4646	**34.925** 1.3750	**3.3** .13	**1.84 kg** 4.06 lb	**47.625** 1.8750	
					74850	**215.900** 8.5000	**34.925** 1.3750	**3.3** .13	**1.95 kg** 4.29 lb	**47.625** 1.8750	
					***74850-B**	**215.900** 8.5000	**34.925** 1.3750	**3.3** .13	**2.13 kg** 4.69 lb	**20.638** .8125	
					***74850W**	**215.900** 8.5000	**34.925** 1.3750	**3.3** .13	**1.94 kg** 4.28 lb	**47.625** 1.8750	
					***74850XX**	**215.900** 8.5000	**34.925** 1.3750	**3.3** .13	**1.92 kg** 4.24 lb	**47.625** 1.8750	
					74853	**215.900** 8.5000	**47.625** 1.8750	**3.3** .13	**2.62 kg** 5.78 lb	**53.975** 2.1250	
					***74854V**	**215.900** 8.5000	**34.925** 1.3750	**3.3** .13	**1.94 kg** 4.29 lb	**47.507** 1.8704	
					74856	**217.488** 8.5625	**34.925** 1.3750	**3.3** .13	**2.07 kg** 4.57 lb	**47.625** 1.8750	
74512D	**130.175** 5.1250	**101.600** 4.0000	**1.5** .06	**12.40 kg** 27.34 lb	74512D may be paired with all single cups corresponding to 74510D and will require -22.225 mm (-.8750 in) to be added to the T-width values.						
NA74525	**133.350** 5.2500	**53.183** 2.0938	**3.5** .14	**9.59 kg** 21.15 lb	**74849XD**	**215.900** 8.5000	**80.962** 3.1875	**1.5** .06	**4.73 kg** 10.43 lb	**106.365** 4.1876	
					***74851CD**	**215.900** 8.5000	**80.962** 3.1875	**1.5** .06	**4.42 kg** 9.75 lb	**106.365** 4.1876	
					74851XD	**215.900** 8.5000	**80.962** 3.1875	**1.5** .06	**4.85 kg** 10.70 lb	**106.365** 4.1876	
74555	**139.700** 5.5000	**53.183** 2.0938	**12.7** .50	**3.89 kg** 8.58 lb	74555 may be paired with all single cups corresponding to 74555A and will require -.114 mm (-.0045 in) to be added to the T-width values.						
74555D	**139.700** 5.5000	**106.362** 4.1875	**1.5** .06	**10.08 kg** 22.22 lb	74555D may be paired with all single cups corresponding to 74510D and will require -29.185 mm (-1.1490 in) to be added to the T-width values.						
77000 Series											77675-B : FLANGE ON OD FRONTFACE, BEARING WIDTH IS T1 DIMENSION
77350	**88.900** 3.5000	**48.260** 1.9000	**5.0** .20	**3.34 kg** 7.36 lb	***77675-B**	**171.450** 6.7500	**38.100** 1.5000	**3.3** .13	**1.83 kg** 4.03 lb	**17.462** .6875	
77362	**92.075** 3.6250	**48.260** 1.9000	**3.5** .14	**3.18 kg** 7.01 lb	**77675**	**171.450** 6.7500	**38.100** 1.5000	**3.3** .13	**1.65 kg** 3.64 lb	**47.625** 1.8750	77676-BW : FLANGE ON OD FRONTFACE, BEARING WIDTH IS T1 DIMENSION KEYWAY IN OD SURFACE
77364	**92.075** 3.6250	**48.260** 1.9000	**6.4** .25	**3.15 kg** 6.94 lb	***77676-BW**	**171.450** 6.7500	**53.183** 2.0938	**3.3** .13	**2.42 kg** 5.33 lb	**10.320** .4063	
77375	**95.250** 3.7500	**48.260** 1.9000	**3.5** .14	**3.00 kg** 6.62 lb	**77676X**	**171.450** 6.7500	**41.275** 1.6250	**3.3** .13	**1.85 kg** 4.07 lb	**50.800** 2.0000	77676W : KEYWAY IN OD SURFACE THREADED OD FRONTFACE
77376	**95.250** 3.7500	**48.260** 1.9000	**6.4** .25	**2.97 kg** 6.55 lb	***77676W**	**171.450** 6.7500	**57.150** 2.2500	**3.3** .13	**2.39 kg** 5.28 lb	**55.563** 2.1875	
78000 Series											78549D : GROOVE IN OD CENTER HOLES IN OD CENTER
78214	**53.975** 2.1250	**33.236** 1.3085	**.8** .03	**1.74 kg** 3.83 lb	**78537**	**136.525** 5.3750	**23.520** .9260	**3.3** .13	**.76 kg** 1.68 lb	**36.513** 1.4375	
78215	**53.975** 2.1250	**33.236** 1.3085	**3.5** .14	**1.73 kg** 3.82 lb	***78549D**	**139.700** 5.5000	**51.803** 2.0395	**1.5** .06	**1.95 kg** 4.30 lb	**77.788** 3.0625	78551DF : HOLES IN OD CENTER
78225	**57.150** 2.2500	**33.236** 1.3085	**3.5** .14	**1.66 kg** 3.66 lb	**78551**	**140.030** 5.5130	**23.520** .9260	**2.3** .09	**.92 kg** 2.02 lb	**36.513** 1.4375	K93494 : ASYMMETRICAL - TWO SERIES BEARING GROOVE IN OD LEFTFACE HOLES IN OD CENTER
78238	**60.325** 2.3750	**33.236** 1.3085	**5.0** .20	**1.57 kg** 3.47 lb	***78551DF**	**139.954** 5.5100	**51.803** 2.0395	**1.5** .06	**2.00 kg** 4.41 lb	**77.788** 3.0625	
78250	**63.500** 2.5000	**33.236** 1.3085	**2.3** .09	**1.51 kg** 3.32 lb	**78571**	**144.983** 5.7080	**23.007** .9058	**3.5** .14	**1.07 kg** 2.36 lb	**36.000** 1.4173	
78255X	**64.988** 2.5586	**32.923** 1.2962	**3.5** .14	**1.46 kg** 3.22 lb							
78216D	**54.988** 2.1649	**65.989** 2.5980	**2.3** .09	**3.99 kg** 8.79 lb	**78537**	**136.525** 5.3750	**23.520** .9260	**3.3** .13	**.76 kg** 1.68 lb	**66.091** 2.6020	

¨These Maximum Fillet Radii will be cleared by the Cone or Cup Radii.
†Bore or O.D. shown are maximum dimensions. *See Remarks Column.

78000 SERIES CONTINUED ON NEXT PAGE

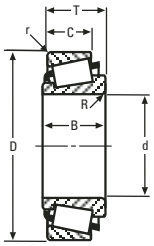

SINGLE ROW

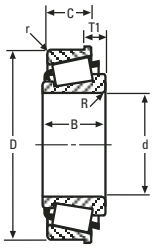

SINGLE ROW WITH FLANGE

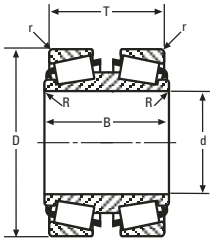

DOUBLE CONE

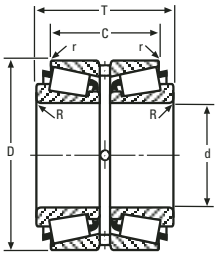

DOUBLE CUP

CONE Number	CONE BORE d	CONE WIDTH B	Max Shaft Fillet Radii R ¨	Weight	CUP Number	CUP OUTSIDE DIA D	CUP WIDTH C	Max Hs'ng Fillet Radii r ¨	Weight	BEARING WIDTH T	Remarks
78000 Series (cont)											
78251D	**63.500** 2.5000	**65.989** 2.5980	**2.3** .09	**3.55 kg** 7.83 lb	**78551**	**140.030** 5.5130	**23.520** .9260	**2.3** .09	**.92 kg** 2.02 lb	**66.091** 2.6020	
78255D	**64.988** 2.5586	**65.989** 2.5980	**1.5** .06	**3.54 kg** 7.81 lb	**78571**	**144.983** 5.7080	**23.007** .9058	**3.5** .14	**1.07 kg** 2.36 lb	**65.065** 2.5616	
NA78250	**63.500** 2.5000	**38.892** 1.5312	**2.3** .09	**3.19 kg** 7.03 lb	***78549D**	**139.700** 5.5000	**51.803** 2.0395	**1.5** .06	**1.95 kg** 4.30 lb	**77.785** 3.0624	
					***78551DF**	**139.954** 5.5100	**51.803** 2.0395	**1.5** .06	**2.00 kg** 4.41 lb	**77.785** 3.0624	
					***K93494**	**139.903** 5.5080	**52.095** 2.0510	**1.5** .06	**2.34 kg** 5.17 lb	**77.785** 3.0624	
78000C Series											78513-B : FLANGE ON OD FRONTFACE, BEARING WIDTH IS T1 DIMENSION
78214C	**53.975** 2.1250	**33.236** 1.3085	**.8** .03	**1.84 kg** 4.05 lb	***78513-B**	**130.198** 5.1259	**23.520** .9260	**2.3** .09	**.63 kg** 1.38 lb	**19.993** .7871	
78215C	**53.975** 2.1250	**33.236** 1.3085	**3.5** .14	**1.83 kg** 4.04 lb	**78537**	**136.525** 5.3750	**23.520** .9260	**3.3** .13	**.76 kg** 1.68 lb	**36.513** 1.4375	
78225C	**57.150** 2.2500	**33.236** 1.3085	**3.5** .14	**1.76 kg** 3.88 lb	**78551**	**140.030** 5.5130	**23.520** .9260	**2.3** .09	**.92 kg** 2.02 lb	**36.513** 1.4375	
78238C	**60.325** 2.3750	**33.236** 1.3085	**5.0** .20	**1.67 kg** 3.68 lb							
78248C	**63.500** 2.5000	**33.236** 1.3085	**.8** .03	**1.61 kg** 3.56 lb							
78250AC	**63.500** 2.5000	**33.236** 1.3085	**5.0** .20	**1.59 kg** 3.51 lb							
LM78300 Series											LM78349: SPECIAL BACKFACE RADIUS
***LM78349**	**34.988** 1.3775	**17.000** .6693	**3.5** .14	**.12 kg** .27 lb	**LM78310A**	**61.973** 2.4399	**13.600** .5354	**1.5** .06	**.07 kg** .16 lb	**16.702** .6576	
LM78349A	**34.988** 1.3775	**17.000** .6693	**1.5** .06	**.13 kg** .29 lb	**LM78310C**	**61.973** 2.4399	**15.000** .5906	**1.5** .06	**.08 kg** .18 lb	**18.053** .7107	
80000 Series											
80170	**431.800** 17.0000	**44.450** 1.7500	**3.3** .13	**19.44 kg** 42.86 lb	**80217**	**552.450** 21.7500	**31.750** 1.2500	**3.3** .13	**5.87 kg** 12.93 lb	**44.448** 1.7499	
80176	**447.675** 17.6250	**44.450** 1.7500	**3.3** .13	**15.63 kg** 34.45 lb	**80222**	**565.150** 22.2500	**31.750** 1.2500	**3.3** .13	**8.63 kg** 19.03 lb	**44.448** 1.7499	
80180	**457.200** 18.0000	**44.450** 1.7500	**3.3** .13	**13.26 kg** 29.25 lb							
80300 Series											80325-B : FLANGE ON OD FRONTFACE, BEARING WIDTH IS T1 DIMENSION
80385	**431.800** 17.0000	**46.038** 1.8125	**3.3** .13	**13.86 kg** 30.55 lb	***80325-B**	**533.400** 21.0000	**34.925** 1.3750	**3.3** .13	**7.28 kg** 16.06 lb	**20.638** .8125	
					80325	**533.400** 21.0000	**34.925** 1.3750	**3.3** .13	**6.76 kg** 14.90 lb	**46.038** 1.8125	
80400 Series											
80480	**482.600** 19.0000	**46.038** 1.8125	**3.3** .13	**20.91 kg** 46.10 lb	**80418**	**596.900** 23.5000	**41.275** 1.6250	**3.3** .13	**8.07 kg** 17.79 lb	**53.975** 2.1250	
80487	**501.650** 19.7500	**46.038** 1.8125	**3.3** .13	**15.64 kg** 34.48 lb	**80425**	**615.950** 24.2500	**41.275** 1.6250	**3.3** .13	**13.90 kg** 30.64 lb	**53.975** 2.1250	
80700 Series											
80780	**635.000** 25.0000	**53.975** 2.1250	**3.3** .13	**23.23 kg** 51.21 lb	**80720**	**736.600** 29.0000	**41.275** 1.6250	**3.3** .13	**11.16 kg** 24.61 lb	**57.150** 2.2500	
81000 Series											NA81550: EXTENDED SMALL RIB
***NA81550**	**139.700** 5.5000	**53.975** 2.1250	**3.5** .14	**13.75 kg** 30.31 lb	***81963CD**	**244.475** 9.6250	**79.375** 3.1250	**1.5** .06	**5.48 kg** 12.09 lb	**107.950** 4.2500	81575: EXTENDED SMALL RIB SHOULDER ON OD FRONTFACE
***NA81600**	**152.400** 6.0000	**53.975** 2.1250	**3.5** .14	**11.28 kg** 24.86 lb							81576D: EXTENDED SMALL RIB
***81575**	**146.050** 5.7500	**50.005** 1.9687	**3.5** .14	**5.90 kg** 13.01 lb	**81962**	**244.475** 9.6250	**33.338** 1.3125	**3.3** .13	**2.31 kg** 5.10 lb	**47.625** 1.8750	81577DW: EXTENDED SMALL RIB KEYWAY IN ID RIGHTSIDE
***81590**	**150.000** 5.9055	**50.005** 1.9687	**3.5** .14	**5.58 kg** 12.31 lb	**81962X**	**244.475** 9.6250	**41.275** 1.6250	**3.3** .13	**2.66 kg** 5.87 lb	**47.498** 1.8700	
***81593**	**150.812** 5.9375	**50.005** 1.9687	**3.5** .14	**5.51 kg** 12.15 lb	***81963CD**	**244.475** 9.6250	**79.375** 3.1250	**1.5** .06	**5.48 kg** 12.09 lb	**107.950** 4.2500	81590: EXTENDED SMALL RIB SHOULDER ON OD FRONTFACE
***81600**	**152.400** 6.0000	**50.005** 1.9687	**3.5** .14	**5.35 kg** 11.79 lb	**81964**	**245.000** 9.6457	**33.338** 1.3125	**3.3** .13	**2.36 kg** 5.20 lb	**47.625** 1.8750	81593: EXTENDED SMALL RIB SHOULDER ON OD FRONTFACE

81000 SERIES CONTINUED ON NEXT PAGE

¨These Maximum Fillet Radii will be cleared by the Cone or Cup Radii.
†Bore or O.D. shown are maximum dimensions. *See Remarks Column.

CONE Number	CONE BORE d	CONE WIDTH B	Max Shaft Fillet Radii R ¨	Weight	CUP Number	CUP OUTSIDE DIA D	CUP WIDTH C	Max Hs'ng Fillet Radii r ¨	Weight	BEARING WIDTH T	Remarks
81000 Series (cont)											
***81606**	**153.988** 6.0625	**50.005** 1.9687	**3.5** .14	**5.31 kg** 11.71 lb							
***81629**	**159.951** 6.2973	**50.005** 1.9687	**3.5** .14	**4.73 kg** 10.44 lb							81600: EXTENDED SMALL RIB SHOULDER ON OD FRONTFACE
81630	**159.951** 6.2973	**46.830** 1.8437	**3.5** .14	**4.59 kg** 10.13 lb							NA81600: EXTENDED SMALL RIB
81637	**161.925** 6.3750	**46.830** 1.8437	**3.5** .14	**4.41 kg** 9.72 lb							81601D: EXTENDED SMALL RIB
***81576D**	**146.050** 5.7500	**92.075** 3.6250	**1.5** .06	**12.94 kg** 28.52 lb	**81962**	**244.475** 9.6250	**33.338** 1.3125	**3.3** .13	**2.31 kg** 5.10 lb	**87.312** 3.4375	81602DW: EXTENDED SMALL RIB KEYWAY IN ID RIGHTSIDE
***81577DW**	**146.050** 5.7500	**92.075** 3.6250	**3.3** .13	**12.94 kg** 28.52 lb	**81962X**	**244.475** 9.6250	**41.275** 1.6250	**3.3** .13	**2.66 kg** 5.87 lb	**87.058** 3.4275	81604TD: TAPERED BORE
***81601D**	**152.400** 6.0000	**92.075** 3.6250	**1.5** .06	**11.90 kg** 26.25 lb	**81964**	**245.000** 9.6457	**33.338** 1.3125	**3.3** .13	**2.36 kg** 5.20 lb	**87.312** 3.4375	81606: EXTENDED SMALL RIB SHOULDER ON OD FRONTFACE
***81602DW**	**152.400** 6.0000	**92.075** 3.6250	**1.5** .06	**11.90 kg** 26.25 lb							81629: EXTENDED SMALL RIB SHOULDER ON OD FRONTFACE
											81963CD : GROOVE IN OD CENTER HOLES IN OD CENTER
***81604TD**	**152.400** 6.0000	**119.062** 4.6875	**1.5** .06	**16.56 kg** 36.52 lb	81604TD may be paired with all single cups corresponding to 81576D and will require 33.338 mm (1.3125 in) to be added to the T-width values.						
HM81600 Series											
HM81649	**15.987** .6294	**21.000** .8268	**1.0** .04	**.11 kg** .24 lb	**HM81610**	**46.975** 1.8494	**16.000** .6299	**2.0** .08	**.08 kg** .17 lb	**21.000** .8268	
82000 Series											82581TD: ASYMMETRICAL BEARING TAPERED BORE
82550	**139.700** 5.5000	**56.642** 2.2300	**3.5** .14	**6.84 kg** 15.09 lb	**82931**	**236.538** 9.3125	**44.450** 1.7500	**3.3** .13	**3.03 kg** 6.68 lb	**57.150** 2.2500	
82562	**142.875** 5.6250	**56.642** 2.2300	**3.5** .14	**6.53 kg** 14.40 lb	***82932D**	**236.538** 9.3125	**106.362** 4.1875	**1.5** .06	**7.49 kg** 16.52 lb	**131.763** 5.1875	82587TD: ASYMMETRICAL BEARING TAPERED BORE
82562A	**142.875** 5.6250	**56.642** 2.2300	**8.0** .31	**6.44 kg** 14.20 lb	***82932DC**	**236.538** 9.3125	**106.362** 4.1875	**1.5** .06	**7.49 kg** 16.52 lb	**131.763** 5.1875	82587X: KEYWAY IN BACKFACE
82576	**146.050** 5.7500	**56.642** 2.2300	**3.5** .14	**6.21 kg** 13.70 lb	**†J82945**	**240.000** 9.4488	**44.450** 1.7500	**3.3** .13	**3.50 kg** 7.72 lb	**57.150** 2.2500	82932D : GROOVE IN OD CENTER
82587	**149.225** 5.8750	**56.642** 2.2300	**3.5** .14	**5.88 kg** 12.98 lb	**82950**	**241.300** 9.5000	**44.450** 1.7500	**3.3** .13	**3.65 kg** 8.05 lb	**57.150** 2.2500	HOLES IN OD CENTER
***82587X**	**149.225** 5.8750	**56.642** 2.2300	**3.5** .14	**5.81 kg** 12.81 lb	***82950-B**	**241.300** 9.5000	**44.450** 1.7500	**3.3** .13	**4.17 kg** 9.19 lb	**22.225** .8750	82932DC : HOLES IN OD CENTER
					***82951CD**	**241.300** 9.5000	**106.362** 4.1875	**1.5** .06	**8.85 kg** 19.52 lb	**131.763** 5.1875	82950-B : FLANGE ON OD FRONTFACE, BEARING WIDTH IS T1 DIMENSION 82951CD : GROOVE IN OD CENTER HOLES IN OD CENTER
82587D	**149.225** 5.8750	**105.347** 4.1475	**1.5** .06	**14.26 kg** 31.44 lb	**82931**	**236.538** 9.3125	**44.450** 1.7500	**3.3** .13	**3.03 kg** 6.68 lb	**106.362** 4.1875	
***82587TD**	**149.225** 5.8750	**105.347** 4.1475	**1.5** .06	**15.13 kg** 33.36 lb	**†J82945**	**240.000** 9.4488	**44.450** 1.7500	**3.3** .13	**3.50 kg** 7.72 lb	**106.362** 4.1875	
					82950	**241.300** 9.5000	**44.450** 1.7500	**3.3** .13	**3.65 kg** 8.05 lb	**106.362** 4.1875	
NA82576	**146.050** 5.7500	**65.883** 2.5938	**3.5** .14	**13.19 kg** 29.09 lb	***82932D**	**236.538** 9.3125	**106.362** 4.1875	**1.5** .06	**7.49 kg** 16.52 lb	**131.765** 5.1876	
NA82587	**149.225** 5.8750	**65.883** 2.5938	**3.5** .14	**12.43 kg** 27.41 lb	***82932DC**	**236.538** 9.3125	**106.362** 4.1875	**1.5** .06	**7.49 kg** 16.52 lb	**131.765** 5.1876	
					***82951CD**	**241.300** 9.5000	**106.362** 4.1875	**1.5** .06	**8.85 kg** 19.52 lb	**131.765** 5.1876	
***82581TD**	**147.638** 5.8125	**132.334** 5.2100	**1.5** .06	**17.98 kg** 39.65 lb	82581TD may be paired with all single cups corresponding to 82587D and will require 26.988 mm (1.0625 in) to be added to the T-width values.						
82600 Series											82620D : GROOVE IN OD CENTER HOLES IN OD CENTER
82680D	**177.800** 7.0000	**112.712** 4.4375	**1.5** .06	**19.78 kg** 43.63 lb	**82620**	**279.400** 11.0000	**43.655** 1.7187	**3.3** .13	**4.56 kg** 10.06 lb	**112.710** 4.4374	
82681D	**177.800** 7.0000	**112.712** 4.4375	**1.5** .06	**19.78 kg** 43.63 lb	**82622**	**273.050** 10.7500	**43.655** 1.7187	**3.3** .13	**3.62 kg** 7.99 lb	**112.710** 4.4374	

¨These Maximum Fillet Radii will be cleared by the Cone or Cup Radii.
†Bore or O.D. shown are maximum dimensions. *See Remarks Column.

82600 SERIES CONTINUED ON NEXT PAGE

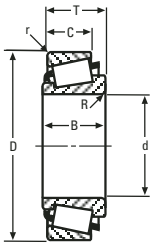

SINGLE ROW

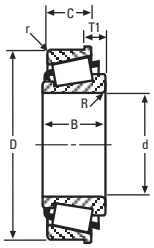

SINGLE ROW WITH FLANGE

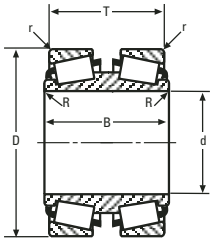

DOUBLE CONE

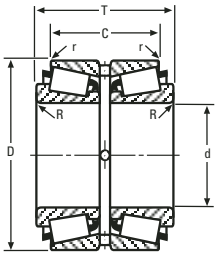

DOUBLE CUP

CONE Number	CONE BORE d	CONE WIDTH B	Max Shaft Fillet Radii R ¨	Weight	CUP Number	CUP OUTSIDE DIA D	CUP WIDTH C	Max Hs'ng Fillet Radii r ¨	Weight	BEARING WIDTH T	Remarks
82600 Series (cont)											82681DGW: GROOVE IN ID
***82681DGW**	**177.800** 7.0000	**112.712** 4.4375	**1.5** .06	**18.96 kg** 41.81 lb							82622D : GROOVE IN OD CENTER HOLES IN OD CENTER
82680X	**177.800** 7.0000	**61.912** 2.4375	**3.3** .13	**8.52 kg** 18.78 lb	**82620**	**279.400** 11.0000	**43.655** 1.7187	**3.3** .13	**4.56 kg** 10.06 lb	**61.913** 2.4375	
					***82620D**	**279.400** 11.0000	**96.838** 3.8125	**1.5** .06	**10.57 kg** 23.30 lb	**133.353** 5.2501	
					82622	**273.050** 10.7500	**43.655** 1.7187	**3.3** .13	**3.62 kg** 7.99 lb	**61.913** 2.4375	
					***82622D**	**273.050** 10.7500	**96.838** 3.8125	**1.5** .06	**8.50 kg** 18.75 lb	**133.353** 5.2501	
82700 Series											82785TD: TAPERED BORE
***82786TD**	**190.236** 7.4896	**158.750** 6.2500	**1.6** .06	**28.24 kg** 62.26 lb	**82720**	**288.925** 11.3750	**42.862** 1.6875	**3.3** .13	**4.27 kg** 9.42 lb	**158.750** 6.2500	82786TD: TAPERED BORE
***82789TD**	**193.675** 7.6250	**158.750** 6.2500	**3.2** .12	**27.10 kg** 59.76 lb	**82722**	**284.162** 11.1875	**42.862** 1.6875	**3.3** .13	**3.56 kg** 7.84 lb	**158.750** 6.2500	82789TD: TAPERED BORE
											82720-B : FLANGE ON OD FRONTFACE, BEARING WIDTH IS T1 DIMENSION
82788	**190.500** 7.5000	**55.562** 2.1875	**3.5** .14	**8.11 kg** 17.89 lb	***82720-B**	**288.925** 11.3750	**42.862** 1.6875	**3.3** .13	**4.72 kg** 10.42 lb	**22.225** .8750	
					82720	**288.925** 11.3750	**42.862** 1.6875	**3.3** .13	**4.27 kg** 9.42 lb	**55.562** 2.1875	
					82722	**284.162** 11.1875	**42.862** 1.6875	**3.3** .13	**3.56 kg** 7.84 lb	**55.562** 2.1875	
***82785TD**	**190.236** 7.4896	**111.125** 4.3750	**1.5** .06	**21.22 kg** 46.80 lb	82785TD may be paired with all single cups corresponding to 82786TD and will require -47.625 mm (-1.8750 in) to be added to the T-width values.						
84000 Series											84111W: KEYWAY IN BACKFACE
***84111W**	**282.575** 11.1250	**50.800** 2.0000	**3.5** .14	**12.64 kg** 27.87 lb	**84155**	**393.700** 15.5000	**44.450** 1.7500	**6.4** .25	**6.95 kg** 15.33 lb	**63.500** 2.5000	84117T: TAPERED BORE
84115	**292.100** 11.5000	**50.800** 2.0000	**3.5** .14	**11.07 kg** 24.42 lb							
***84117T**	**296.334** 11.6667	**50.800** 2.0000	**1.5** .06	**10.84 kg** 23.90 lb							
M84200 Series											
M84249	**25.400** 1.0000	**23.114** .9100	**.8** .03	**.20 kg** .44 lb	**M84210**	**59.530** 2.3437	**18.288** .7200	**1.5** .06	**.13 kg** .28 lb	**23.368** .9200	
M84500 Series											M84548: FRONTFACE CHAMFER
***M84548**	**25.400** 1.0000	**19.431** .7650	**1.5** .06	**.15 kg** .34 lb	**M84510**	**57.150** 2.2500	**14.732** .5800	**1.5** .06	**.09 kg** .19 lb	**19.431** .7650	M84549: FRONTFACE CHAMFER
***M84549**	**26.988** 1.0625	**19.431** .7650	**1.5** .06	**.14 kg** .31 lb							
85000 Series											
85499	**127.000** 5.0000	**53.180** 2.0937	**1.5** .06	**4.34 kg** 9.57 lb	**85845**	**214.312** 8.4375	**36.512** 1.4375	**3.3** .13	**2.29 kg** 5.06 lb	**49.205** 1.9372	
86000 Series											86100-B : FLANGE ON OD FRONTFACE, BEARING WIDTH IS T1 DIMENSION SPECIAL RADIUS ON BACKFACE OD
86650	**165.100** 6.5000	**46.038** 1.8125	**4.8** .19	**5.23 kg** 11.54 lb	**86100**	**254.000** 10.0000	**33.338** 1.3125	**3.3** .13	**2.35 kg** 5.18 lb	**46.038** 1.8125	
86669	**170.000** 6.6929	**46.038** 1.8125	**4.8** .19	**4.77 kg** 10.51 lb	***86100-B**	**254.000** 10.0000	**33.338** 1.3125	**spcl.** spcl.	**2.76 kg** 6.08 lb	**22.225** .8750	
86675	**171.450** 6.7500	**46.038** 1.8125	**4.8** .19	**4.66 kg** 10.29 lb	***86100W**	**254.000** 10.0000	**33.338** 1.3125	**3.3** .13	**2.35 kg** 5.18 lb	**46.038** 1.8125	86100W : KEYWAY IN OD BACKFACE
					86100XD	**254.000** 10.0000	**76.200** 3.0000	**1.5** .06	**5.75 kg** 12.68 lb	**101.600** 4.0000	
					86105	**266.700** 10.5000	**33.338** 1.3125	**1.5** .06	**3.70 kg** 8.17 lb	**46.038** 1.8125	
86650D	**165.100** 6.5000	**101.600** 4.0000	**1.5** .06	**13.60 kg** 29.98 lb	**86100**	**254.000** 10.0000	**33.338** 1.3125	**3.3** .13	**2.35 kg** 5.18 lb	**92.075** 3.6250	
					***86100W**	**254.000** 10.0000	**33.338** 1.3125	**3.3** .13	**2.35 kg** 5.18 lb	**92.075** 3.6250	
					86105	**266.700** 10.5000	**33.338** 1.3125	**1.5** .06	**3.70 kg** 8.17 lb	**92.075** 3.6250	

86000 SERIES CONTINUED ON NEXT PAGE

¨These Maximum Fillet Radii will be cleared by the Cone or Cup Radii.
†Bore or O.D. shown are maximum dimensions. *See Remarks Column.

CONE Number	CONE BORE d	CONE WIDTH B	Max Shaft Fillet Radii R ¨	Weight	CUP Number	CUP OUTSIDE DIA D	CUP WIDTH C	Max Hs'ng Fillet Radii r ¨	Weight	BEARING WIDTH T	Remarks
86000 Series (cont)											
NA86650	**165.100** 6.5000	**50.800** 2.0000	**3.5** .14	**10.70 kg** 23.59 lb	**86100XD**	**254.000** 10.0000	**76.200** 3.0000	**1.5** .06	**5.75 kg** 12.68 lb	**101.600** 4.0000	
M86600 Series											M86611-B : FLANGE ON OD FRONTFACE, BEARING WIDTH IS T1 DIMENSION
M86643	**25.400** 1.0000	**21.433** .8438	**1.5** .06	**.24 kg** .54 lb	**M86610**	**64.292** 2.5312	**16.670** .6563	**1.5** .06	**.13 kg** .28 lb	**21.432** .8438	
M86647	**28.575** 1.1250	**21.433** .8438	**1.5** .06	**.22 kg** .49 lb	**M86610CP**	**64.292** 2.5312	**16.670** .6563	**1.5** .06	**.13 kg** .28 lb	**21.432** .8438	
M86648	**30.955** 1.2187	**21.433** .8438	**2.3** .09	**.20 kg** .45 lb	**M86610P**	**64.292** 2.5312	**16.670** .6563	**1.5** .06	**.13 kg** .28 lb	**21.432** .8438	
M86648A	**30.955** 1.2187	**21.433** .8438	**1.5** .06	**.20 kg** .45 lb	***M86611-B**	**64.292** 2.5312	**16.670** .6563	**1.5** .06	**.15 kg** .33 lb	**8.763** .3450	
M86649	**30.162** 1.1875	**21.433** .8438	**1.5** .06	**.21 kg** .46 lb							
M86649-SP	**30.162** 1.1875	**21.433** .8438	**1.5** .06	**-** -							
M86649C	**30.162** 1.1875	**21.433** .8438	**1.5** .06	**.21 kg** .46 lb							
M86649H	**30.162** 1.1875	**21.433** .8438	**1.5** .06	**-** -							
M86649P	**30.162** 1.1875	**21.433** .8438	**1.5** .06	**.21 kg** .46 lb							
87000 Series											NA87700-SW: FRONTFACE CHAMFER SLOTS IN FRONTFACE
NA87700	**177.800** 7.0000	**53.975** 2.1250	**3.5** .14	**16.47 kg** 36.31 lb	***87112D**	**282.575** 11.1250	**79.375** 3.1250	**1.5** .06	**6.91 kg** 15.23 lb	**107.950** 4.2500	
***NA87700-SW**	**177.800** 7.0000	**53.975** 2.1250	**3.5** .14	**16.10 kg** 35.51 lb	***87112DC**	**282.575** 11.1250	**79.375** 3.1250	**1.5** .06	**7.42 kg** 16.37 lb	**107.950** 4.2500	87750C: HOLES IN BACKFACE TO UNDERCUT 87750XX: MADE FROM VACUUM MELT STEEL
87737	**187.325** 7.3750	**47.625** 1.8750	**3.5** .14	**6.65 kg** 14.66 lb	**87111**	**282.575** 11.1250	**36.512** 1.4375	**3.3** .13	**3.13 kg** 6.90 lb	**50.800** 2.0000	87111-B : FLANGE ON OD FRONTFACE, BEARING WIDTH IS T1 DIMENSION
87750	**190.500** 7.5000	**47.625** 1.8750	**3.5** .14	**6.30 kg** 13.88 lb	***87111-B**	**282.575** 11.1250	**36.512** 1.4375	**3.3** .13	**3.53 kg** 7.78 lb	**23.812** .9375	
***87750C**	**190.500** 7.5000	**47.625** 1.8750	**3.5** .14	**6.31 kg** 13.92 lb	***87111XX**	**282.575** 11.1250	**36.512** 1.4375	**3.3** .13	**3.13 kg** 6.90 lb	**50.800** 2.0000	87111XX : MADE FROM VACUUM MELT STEEL
***87750XX**	**190.500** 7.5000	**47.625** 1.8750	**3.5** .14	**6.24 kg** 13.76 lb	***87112D**	**282.575** 11.1250	**79.375** 3.1250	**1.5** .06	**6.91 kg** 15.23 lb	**107.950** 4.2500	87112D : GROOVE IN OD CENTER HOLES IN OD CENTER
87762	**193.675** 7.6250	**47.625** 1.8750	**3.5** .14	**5.94 kg** 13.10 lb	***87112DC**	**282.575** 11.1250	**79.375** 3.1250	**1.5** .06	**7.42 kg** 16.37 lb	**107.950** 4.2500	87112DC : HOLES IN OD CENTER
88000 Series											88919T: TAPERED BORE
88900	**228.600** 9.0000	**49.212** 1.9375	**6.4** .25	**8.10 kg** 17.86 lb	**88126**	**320.675** 12.6250	**33.338** 1.3125	**3.3** .13	**2.96 kg** 6.54 lb	**50.800** 2.0000	88129-B : FLANGE ON OD FRONTFACE, BEARING WIDTH IS T1 DIMENSION
***88919T**	**233.362** 9.1875	**49.212** 1.9375	**1.5** .06	**7.52 kg** 16.59 lb	**88128**	**327.025** 12.8750	**34.925** 1.3750	**3.3** .13	**4.04 kg** 8.91 lb	**52.388** 2.0625	
88925	**234.950** 9.2500	**49.212** 1.9375	**6.4** .25	**7.21 kg** 15.90 lb	***88129-B**	**328.612** 12.9375	**34.925** 1.3750	**3.3** .13	**4.68 kg** 10.31 lb	**26.988** 1.0625	
88931	**236.538** 9.3125	**44.450** 1.7500	**3.5** .14	**6.50 kg** 14.34 lb	88931 and grouped cones may be paired with all single cups corresponding to 88900 and will require -6.350 mm (-.2500 in) to be added to the T-width values.						
88931H	**236.538** 9.3125	**44.450** 1.7500	**3.5** .14	**6.40 kg** 14.11 lb							
M88000 Series											M88010-B : FLANGE ON OD FRONTFACE, BEARING WIDTH IS T1 DIMENSION
M88036	**25.400** 1.0000	**22.225** .8750	**.8** .03	**.30 kg** .65 lb	***M88010-B**	**68.262** 2.6875	**17.462** .6875	**1.5** .06	**.17 kg** .38 lb	**8.730** .3437	
M88040	**28.575** 1.1250	**22.225** .8750	**2.3** .09	**.27 kg** .60 lb	**M88010**	**68.262** 2.6875	**17.462** .6875	**1.5** .06	**.14 kg** .32 lb	**22.225** .8750	
M88040A	**28.575** 1.1250	**22.225** .8750	**.3** .01	**.27 kg** .60 lb	**M88011**	**68.262** 2.6875	**17.462** .6875	**2.3** .09	**.14 kg** .31 lb	**22.225** .8750	
M88043	**30.162** 1.1875	**22.225** .8750	**2.3** .09	**.26 kg** .57 lb	**M88012**	**68.262** 2.6875	**17.462** .6875	**.8** .03	**.15 kg** .32 lb	**22.225** .8750	
M88044	**30.162** 1.1875	**22.225** .8750	**3.8** .15	**.26 kg** .56 lb	**M88018**	**73.025** 2.8750	**17.462** .6875	**3.3** .13	**.21 kg** .46 lb	**22.225** .8750	
M88045	**30.955** 1.2187	**22.225** .8750	**1.5** .06	**.25 kg** .56 lb	**M88022**	**76.200** 3.0000	**17.462** .6875	**.8** .03	**.27 kg** .60 lb	**22.225** .8750	

¨These Maximum Fillet Radii will be cleared by the Cone or Cup Radii.
†Bore or O.D. shown are maximum dimensions. *See Remarks Column.

M88000 SERIES CONTINUED ON NEXT PAGE

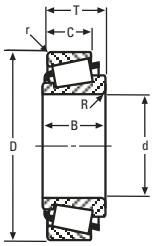

SINGLE ROW

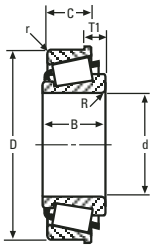

SINGLE ROW WITH FLANGE

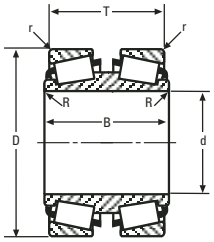

DOUBLE CONE

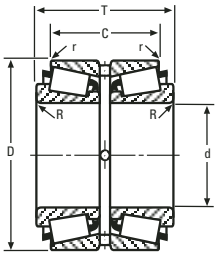

DOUBLE CUP

CONE Number	CONE BORE d	CONE WIDTH B	Max Shaft Fillet Radii R ¨	Weight	CUP Number	CUP OUTSIDE DIA D	CUP WIDTH C	Max Hs'ng Fillet Radii r ¨	Weight	BEARING WIDTH T	Remarks
M88000 Series (cont)											
M88046	**31.750** 1.2500	**22.225** .8750	**1.5** .06	**.25 kg** .54 lb							
M88047	**33.338** 1.3125	**22.225** .8750	**5.5** .22	**.22 kg** .48 lb							
M88048	**33.338** 1.3125	**22.225** .8750	**.8** .03	**.24 kg** .52 lb							
M88048-S	**33.338** 1.3125	**22.225** .8750	**4.0** .16	**.23 kg** .51 lb							
M88048A	**33.338** 1.3125	**22.225** .8750	**1.3** .05	**.24 kg** .52 lb							
HM88500 Series											HM88547V: MADE FROM VACUUM MELT STEEL HM88510V : MADE FROM VACUUM MELT STEEL
†JHM88540	**30.000** 1.1811	**27.783** 1.0938	**1.3** .05	**.40 kg** .88 lb	**HM88510**	**73.025** 2.8750	**23.020** .9063	**3.3** .13	**.23 kg** .52 lb	**29.370** 1.1563	
HM88542	**31.750** 1.2500	**27.783** 1.0938	**1.3** .05	**.38 kg** .84 lb	***HM88510V**	**73.025** 2.8750	**23.020** .9063	**3.3** .13	**.23 kg** .52 lb	**29.370** 1.1563	
HM88547	**33.338** 1.3125	**27.783** 1.0938	**.8** .03	**.36 kg** .80 lb	**HM88511**	**73.025** 2.8750	**23.020** .9063	**.8** .03	**.24 kg** .54 lb	**29.370** 1.1563	
***HM88547V**	**33.338** 1.3125	**27.783** 1.0938	**.8** .03	**.36 kg** .80 lb	**HM88512**	**73.812** 2.9060	**23.020** .9063	**3.3** .13	**.25 kg** .55 lb	**29.370** 1.1563	
					†JHM88513	**72.000** 2.8346	**23.020** .9063	**3.3** .13	**.21 kg** .47 lb	**29.370** 1.1563	
HM88600 Series											
HM88630	**25.400** 1.0000	**25.400** 1.0000	**.8** .03	**-** -	**HM88610**	**72.233** 2.8438	**19.842** .7812	**2.3** .09	**.18 kg** .41 lb	**25.400** 1.0000	
HM88638	**31.986** 1.2593	**25.400** 1.0000	**3.3** .13	**-** -	**HM88610A**	**72.233** 2.8438	**19.842** .7812	**.8** .03	**.19 kg** .42 lb	**25.400** 1.0000	
HM88644	**31.750** 1.2500	**25.400** 1.0000	**1.5** .06	**-** -	**HM88610P**	**72.233** 2.8438	**19.842** .7812	**2.3** .09	**.18 kg** .41 lb	**25.400** 1.0000	
HM88644A	**31.750** 1.2500	**25.400** 1.0000	**.6** .03	**-** -	**HM88611**	**71.973** 2.8336	**21.443** .8442	**1.5** .06	**.21 kg** .47 lb	**27.000** 1.0630	
HM88648	**35.717** 1.4062	**25.400** 1.0000	**3.5** .14	**-** -	**HM88611AS**	**72.626** 2.8593	**19.842** .7812	**3.3** .13	**.19 kg** .41 lb	**25.400** 1.0000	
HM88649	**34.925** 1.3750	**25.400** 1.0000	**2.3** .09	**-** -	**HM88612**	**73.025** 2.8750	**20.985** .8262	**2.3** .09	**.22 kg** .48 lb	**26.543** 1.0450	
HM88649A	**34.925** 1.3750	**25.400** 1.0000	**3.5** .14	**-** -	**HM88613**	**73.025** 2.8750	**21.443** .8442	**1.5** .06	**.23 kg** .50 lb	**27.000** 1.0630	
HM88649C	**34.925** 1.3750	**25.400** 1.0000	**2.3** .09	**-** -							
HM88649H	**34.925** 1.3750	**25.400** 1.0000	**2.3** .09	**-** -							
HM88649HP	**34.925** 1.3750	**25.400** 1.0000	**2.3** .09	**-** -							
89000 Series											
89108D	**276.225** 10.8750	**88.900** 3.5000	**3.3** .13	**24.15 kg** 53.26 lb	**89148**	**381.000** 15.0000	**36.512** 1.4375	**3.3** .13	**5.38 kg** 11.87 lb	**95.251** 3.7501	
89111D	**279.578** 11.0070	**88.900** 3.5000	**3.3** .13	**23.15 kg** 51.04 lb	**89150**	**381.000** 15.0000	**44.450** 1.7500	**6.4** .25	**7.02 kg** 15.48 lb	**111.126** 4.3751	
HM89200 Series											
HM89249	**36.512** 1.4375	**28.829** 1.1350	**3.5** .14	**.44 kg** .98 lb	**HM89210**	**79.375** 3.1250	**22.664** .8923	**3.3** .13	**.26 kg** .56 lb	**29.370** 1.1563	
HM89400 Series											HM89410-B : FLANGE ON OD FRONT FACE, BEARING WIDTH IS T1 DIMENSION
HM89440	**31.750** 1.2500	**28.575** 1.1250	**.8** .03	**.44 kg** .97 lb	**HM89410**	**76.200** 3.0000	**23.020** .9063	**3.3** .13	**.25 kg** .55 lb	**29.369** 1.1563	
HM89443	**33.338** 1.3125	**28.575** 1.1250	**.8** .03	**.42 kg** .93 lb	***HM89410-B**	**76.200** 3.0000	**23.020** .9063	**3.3** .13	**.26 kg** .58 lb	**11.112** .4375	
HM89444	**33.338** 1.3125	**28.575** 1.1250	**3.8** .15	**.42 kg** .92 lb	**HM89410P**	**76.200** 3.0000	**23.020** .9063	**3.3** .13	**.25 kg** .55 lb	**29.369** 1.1563	
HM89446	**34.925** 1.3750	**28.575** 1.1250	**3.5** .14	**.40 kg** .87 lb	**HM89411**	**76.200** 3.0000	**23.020** .9063	**.8** .03	**.26 kg** .57 lb	**29.369** 1.1563	
HM89446A	**34.925** 1.3750	**28.575** 1.1250	**.8** .03	**.40 kg** .89 lb							
HM89446P	**34.925** 1.3750	**28.575** 1.1250	**3.5** .14	**.40 kg** .87 lb							
HM89448	**36.512** 1.4375	**28.575** 1.1250	**.8** .03	**.38 kg** .84 lb							

HM89400 SERIES CONTINUED ON NEXT PAGE

¨These Maximum Fillet Radii will be cleared by the Cone or Cup Radii.
†Bore or O.D. shown are maximum dimensions. *See Remarks Column.

CONE Number	CONE BORE d	CONE WIDTH B	Max Shaft Fillet Radii R ¨	Weight	CUP Number	CUP OUTSIDE DIA D	CUP WIDTH C	Max Hs'ng Fillet Radii r ¨	Weight	BEARING WIDTH T	Remarks
HM89400 Series (cont)											
HM89449	**36.512** 1.4375	**28.575** 1.1250	**3.5** .14	**.38 kg** .83 lb							
90000 Series											
†J90354	**90.000** 3.5433	**46.038** 1.8125	**3.5** .14	**4.18 kg** 9.22 lb	**90744**	**188.912** 7.4375	**31.750** 1.2500	**3.3** .13	**1.87 kg** 4.12 lb	**50.800** 2.0000	
90381	**96.838** 3.8125	**46.038** 1.8125	**3.5** .14	**3.82 kg** 8.42 lb	**†J90748**	**190.000** 7.4803	**31.750** 1.2500	**3.3** .13	**1.95 kg** 4.29 lb	**50.800** 2.0000	
90334	**85.000** 3.3465	**52.761** 2.0772	**3.5** .14	**4.79 kg** 10.56 lb	90334 may be paired with all single cups corresponding to J90354 and will require 2.497 mm (.0983 in) to be added to the T-width values.						
91000 Series											EE91701TD: EXTENDED SMALL RIB GROOVE IN OD RIGHTFACE SHOULDER ON OD RIGHTFACE TAPERED BORE
EE91700D	**177.800** 7.0000	**106.362** 4.1875	**1.5** .06	**19.34 kg** 42.64 lb	**91112**	**285.750** 11.2500	**41.275** 1.6250	**3.3** .13	**4.35 kg** 9.60 lb	**106.360** 4.1874	
***EE91701TD**	**177.800** 7.0000	**125.412** 4.9375	**1.5** .06	**20.65 kg** 45.53 lb							
EE91702	**177.800** 7.0000	**63.500** 2.5000	**6.4** .25	**9.05 kg** 19.96 lb	**91112**	**285.750** 11.2500	**41.275** 1.6250	**3.3** .13	**4.35 kg** 9.60 lb	**63.500** 2.5000	
					91113XD	**285.750** 11.2500	**92.075** 3.6250	**1.5** .06	**10.49 kg** 23.13 lb	**136.525** 5.3750	
93000 Series											93751DW: KEYWAY IN ID
93708	**179.974** 7.0856	**63.500** 2.5000	**3.5** .14	**15.38 kg** 33.90 lb	**93125**	**317.500** 12.5000	**46.038** 1.8125	**3.3** .13	**5.98 kg** 13.18 lb	**63.500** 2.5000	93778T: REVERSE TAPERED BORE
93750	**190.500** 7.5000	**63.500** 2.5000	**4.3** .17	**13.84 kg** 30.52 lb	***93125-B**	**317.500** 12.5000	**46.038** 1.8125	**3.3** .13	**6.48 kg** 14.29 lb	**28.575** 1.1250	93800DGW: GROOVE IN ID
93775	**196.850** 7.7500	**63.500** 2.5000	**4.3** .17	**12.88 kg** 28.40 lb	***93125V**	**317.500** 12.5000	**46.038** 1.8125	**3.3** .13	**6.00 kg** 13.23 lb	**63.500** 2.5000	NA93800-SW: FRONTFACE CHAMFER SLOTS IN FRONTFACE
***93778T**	**203.093** 7.9958	**63.500** 2.5000	**4.3** .17	**11.99 kg** 26.44 lb	**93126**	**317.500** 12.5000	**50.800** 2.0000	**3.3** .13	**6.88 kg** 15.16 lb	**68.262** 2.6875	
93787	**200.025** 7.8750	**63.500** 2.5000	**4.3** .17	**12.39 kg** 27.31 lb	***93127CD**	**317.500** 12.5000	**111.125** 4.3750	**1.5** .06	**15.04 kg** 33.16 lb	**146.050** 5.7500	93825V: MADE FROM VACUUM MELT STEEL
93800	**203.200** 8.0000	**63.500** 2.5000	**4.3** .17	**11.89 kg** 26.21 lb	***93127DW**	**317.500** 12.5000	**130.175** 5.1250	**1.5** .06	**16.05 kg** 35.39 lb	**146.050** 5.7500	93826TD: TAPERED BORE
93800A	**203.200** 8.0000	**63.500** 2.5000	**8.0** .31	**11.78 kg** 25.96 lb	**93128XD**	**319.976** 12.5975	**111.125** 4.3750	**1.5** .06	**15.73 kg** 34.68 lb	**146.050** 5.7500	93827T: TAPERED BORE
93800W	**203.200** 8.0000	**63.500** 2.5000	**4.3** .17	**11.78 kg** 25.98 lb	**†J93129A**	**320.000** 12.5984	**46.038** 1.8125	**3.3** .13	**6.42 kg** 14.17 lb	**63.500** 2.5000	93125-B : FLANGE ON OD FRONTFACE, BEARING WIDTH IS T1 DIMENSION
93806A	**204.788** 8.0625	**63.500** 2.5000	**4.3** .17	**11.64 kg** 25.66 lb							93125V : MADE FROM VACUUM MELT STEEL
93812	**206.375** 8.1250	**63.500** 2.5000	**4.3** .17	**11.38 kg** 25.09 lb							93127CD : GROOVE IN OD CENTER HOLES IN OD CENTER
93825	**209.550** 8.2500	**63.500** 2.5000	**4.3** .17	**10.87 kg** 23.96 lb							93127DW : GROOVE IN OD CENTER HOLES IN OD CENTER
93825A	**209.550** 8.2500	**63.500** 2.5000	**12.7** .50	**10.48 kg** 23.11 lb							
***93825V**	**209.550** 8.2500	**63.500** 2.5000	**4.3** .17	**10.87 kg** 23.96 lb							
***93827T**	**209.974** 8.2667	**63.500** 2.5000	**4.3** .17	**10.90 kg** 24.03 lb							
93751D	**190.500** 7.5000	**133.350** 5.2500	**6.4** .25	**34.57 kg** 76.23 lb	**93125**	**317.500** 12.5000	**46.038** 1.8125	**3.3** .13	**5.98 kg** 13.18 lb	**133.350** 5.2500	
***93751DW**	**190.500** 7.5000	**133.350** 5.2500	**6.4** .25	**34.57 kg** 76.23 lb	***93125V**	**317.500** 12.5000	**46.038** 1.8125	**3.3** .13	**6.00 kg** 13.23 lb	**133.350** 5.2500	
93788D	**199.974** 7.8730	**133.350** 5.2500	**6.4** .25	**31.54 kg** 69.54 lb	**93126**	**317.500** 12.5000	**50.800** 2.0000	**3.3** .13	**6.88 kg** 15.16 lb	**142.875** 5.6250	
93801D	**203.200** 8.0000	**133.350** 5.2500	**6.4** .25	**29.93 kg** 65.99 lb	**†J93129A**	**320.000** 12.5984	**46.038** 1.8125	**3.3** .13	**6.42 kg** 14.17 lb	**133.350** 5.2500	
NA93800	**203.200** 8.0000	**73.025** 2.8750	**5.5** .22	**24.95 kg** 55.02 lb	***93127CD**	**317.500** 12.5000	**111.125** 4.3750	**1.5** .06	**15.04 kg** 33.16 lb	**146.050** 5.7500	
***NA93800-SW**	**203.200** 8.0000	**73.025** 2.8750	**5.5** .22	**25.32 kg** 55.82 lb	***93127DW**	**317.500** 12.5000	**130.175** 5.1250	**1.5** .06	**16.05 kg** 35.39 lb	**146.050** 5.7500	

¨These Maximum Fillet Radii will be cleared by the Cone or Cup Radii.
†Bore or O.D. shown are maximum dimensions. *See Remarks Column.

93000 SERIES CONTINUED ON NEXT PAGE

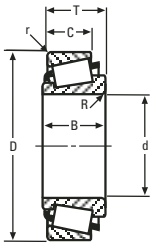

SINGLE ROW

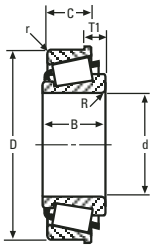

SINGLE ROW WITH FLANGE

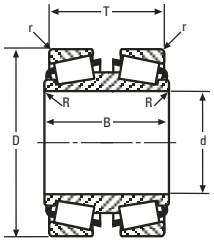

DOUBLE CONE

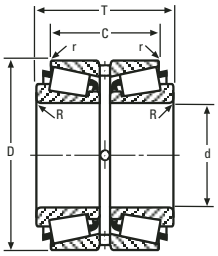

DOUBLE CUP

CONE Number	CONE BORE d	CONE WIDTH B	Max Shaft Fillet Radii R ¨	Weight	CUP Number	CUP OUTSIDE DIA D	CUP WIDTH C	Max Hs'ng Fillet Radii r ¨	Weight	BEARING WIDTH T	Remarks
93000 Series (cont)					**93128XD**	**319.976** 12.5975	**111.125** 4.3750	**1.5** .06	**15.73 kg** 34.68 lb	**146.050** 5.7500	
93800D	**203.200** 8.0000	**123.825** 4.8750	**1.5** .06	**29.58 kg** 65.21 lb	93800D and grouped cones may be paired with all single cups corresponding to 93751D and will require -9.525 mm (-.3750 in) to be added to the T-width values.						
***93800DGW**	**203.200** 8.0000	**123.825** 4.8750	**1.5** .06	**29.27 kg** 64.53 lb							
***93826TD**	**209.550** 8.2500	**184.150** 7.2500	**1.5** .06	**39.61 kg** 87.35 lb	93826TD may be paired with all single cups corresponding to 93751D and will require 50.800 mm (2.0000 in) to be added to the T-width values.						
93500 Series											
93580D	**203.200** 8.0000	**106.362** 4.1875	**1.5** .06	**23.77 kg** 52.40 lb	**93520**	**317.500** 12.5000	**39.688** 1.5625	**3.3** .13	**5.12 kg** 11.29 lb	**105.567** 4.1562	
93581D	**203.200** 8.0000	**106.362** 4.1875	**1.5** .06	**23.77 kg** 52.40 lb							
94000 Series											94650: FRONTFACE CHAMFER
94649	**165.100** 6.5000	**63.500** 2.5000	**7.0** .28	**11.67 kg** 25.73 lb	**94112XD**	**288.925** 11.3750	**114.300** 4.5000	**1.5** .06	**15.19 kg** 33.50 lb	**146.050** 5.7500	94688TD: TAPERED BORE
***94650**	**165.100** 6.5000	**63.500** 2.5000	**7.0** .28	**11.65 kg** 25.69 lb	**94113**	**288.925** 11.3750	**47.625** 1.8750	**3.3** .13	**5.32 kg** 11.74 lb	**63.500** 2.5000	94705TD: ASYMMETRICAL BEARING EXTENDED SMALL RIB GROOVE IN OD RIGHTFACE SHOULDER ON OD RIGHTFACE TAPERED BORE
94669	**169.984** 6.6923	**63.500** 2.5000	**7.0** .28	**11.03 kg** 24.32 lb	**94113A**	**288.925** 11.3750	**47.625** 1.8750	**3.3** .13	**5.35 kg** 11.80 lb	**63.500** 2.5000	
94675	**171.450** 6.7500	**63.500** 2.5000	**7.0** .28	**10.83 kg** 23.88 lb	***94113-B**	**288.925** 11.3750	**47.625** 1.8750	**3.3** .13	**5.97 kg** 13.16 lb	**26.988** 1.0625	
94687	**174.625** 6.8750	**63.500** 2.5000	**7.0** .28	**10.40 kg** 22.93 lb	***94114CD**	**288.925** 11.3750	**111.125** 4.3750	**1.5** .06	**12.35 kg** 27.24 lb	**142.875** 5.6250	94713TD: TAPERED BORE
94700	**177.800** 7.0000	**63.500** 2.5000	**7.0** .28	**9.96 kg** 21.97 lb	***94117D**	**298.450** 11.7500	**139.700** 5.5000	**1.5** .06	**19.01 kg** 41.93 lb	**142.875** 5.6250	94113-B : FLANGE ON OD FRONTFACE, BEARING WIDTH IS T1 DIMENSION
94700W	**177.800** 7.0000	**63.500** 2.5000	**7.0** .28	**9.50 kg** 20.94 lb	**94118**	**298.450** 11.7500	**47.625** 1.8750	**3.3** .13	**6.96 kg** 15.34 lb	**63.500** 2.5000	94114CD : GROOVE IN OD CENTER HOLES IN OD CENTER
94703W	**177.800** 7.0000	**63.500** 2.5000	**7.0** .28	**9.47 kg** 20.89 lb	***94118D**	**298.450** 11.7500	**111.125** 4.3750	**1.5** .06	**16.80 kg** 37.04 lb	**142.875** 5.6250	
					***94122DS**	**309.562** 12.1875	**111.125** 4.3750	**-** -	**21.48 kg** 47.36 lb	**142.875** 5.6250	94117D : GROOVE IN OD CENTER HOLES IN OD CENTER
											94118D : GROOVE IN OD CENTER HOLES IN OD CENTER
NA94650	**165.100** 6.5000	**71.438** 2.8125	**3.5** .14	**24.87 kg** 54.84 lb	**94112XD**	**288.925** 11.3750	**114.300** 4.5000	**1.5** .06	**15.19 kg** 33.50 lb	**142.875** 5.6250	
NA94700	**177.800** 7.0000	**71.438** 2.8125	**5.5** .22	**20.95 kg** 46.20 lb	***94114CD**	**288.925** 11.3750	**111.125** 4.3750	**1.5** .06	**12.35 kg** 27.24 lb	**142.875** 5.6250	94122DS : HOLES IN OD CENTER
					***94117D**	**298.450** 11.7500	**139.700** 5.5000	**1.5** .06	**19.01 kg** 41.93 lb	**142.875** 5.6250	
					***94118D**	**298.450** 11.7500	**111.125** 4.3750	**1.5** .06	**16.80 kg** 37.04 lb	**142.875** 5.6250	
					***94122DS**	**309.562** 12.1875	**111.125** 4.3750	**-** -	**21.48 kg** 47.36 lb	**142.875** 5.6250	
***94688TD**	**174.625** 6.8750	**158.750** 6.2500	**1.5** .06	**32.50 kg** 71.67 lb	**94113**	**288.925** 11.3750	**47.625** 1.8750	**3.3** .13	**5.32 kg** 11.74 lb	**158.750** 6.2500	
94704D	**177.800** 7.0000	**158.750** 6.2500	**1.5** .06	**30.39 kg** 67.02 lb	**94113A**	**288.925** 11.3750	**47.625** 1.8750	**3.3** .13	**5.35 kg** 11.80 lb	**158.750** 6.2500	
***94713TD**	**180.975** 7.1250	**158.750** 6.2500	**1.5** .06	**27.78 kg** 61.25 lb	**94118**	**298.450** 11.7500	**47.625** 1.8750	**3.3** .13	**6.96 kg** 15.34 lb	**158.750** 6.2500	
***94705TD**	**177.800** 7.0000	**188.912** 7.4375	**1.5** .06	**35.35 kg** 77.94 lb	94705TD may be paired with all single cups corresponding to 94688TD and will require 6.350 mm (.2500 in) to be added to the T-width values.						
94706D	**177.800** 7.0000	**123.825** 4.8750	**1.5** .06	**24.67 kg** 54.40 lb	94706D may be paired with all single cups corresponding to 94688TD and will require -34.925 mm (-1.3750 in) to be added to the T-width values.						
95000 Series											95524V: MADE FROM VACUUM MELT STEEL
95451D	**114.300** 4.5000	**152.400** 6.0000	**13.2** .52	**22.54 kg** 49.70 lb	**95905**	**230.000** 9.0551	**49.212** 1.9375	**3.3** .13	**3.31 kg** 7.30 lb	**139.700** 5.5000	95526TD: ASYMMETRICAL BEARING TAPERED BORE
95474D	**120.650** 4.7500	**152.400** 6.0000	**6.4** .25	**21.17 kg** 46.69 lb	**†J95906**	**230.000** 9.0551	**49.723** 1.9576	**3.3** .13	**3.39 kg** 7.47 lb	**139.700** 5.5000	95925-B : FLANGE ON OD FRONTFACE, BEARING WIDTH IS T1 DIMENSION
95499D	**127.000** 5.0000	**152.400** 6.0000	**5.0** .20	**19.78 kg** 43.61 lb	**95912**	**231.775** 9.1250	**49.212** 1.9375	**3.3** .13	**3.58 kg** 7.89 lb	**139.700** 5.5000	

95000 SERIES CONTINUED ON NEXT PAGE

¨These Maximum Fillet Radii will be cleared by the Cone or Cup Radii.
†Bore or O.D. shown are maximum dimensions. *See Remarks Column.

CONE Number	CONE BORE d	CONE WIDTH B	Max Shaft Fillet Radii R ¨	Weight	CUP Number	CUP OUTSIDE DIA D	CUP WIDTH C	Max Hs'ng Fillet Radii r ¨	Weight	BEARING WIDTH T	Remarks
95000 Series (cont)											
***95526TD**	**133.350** 5.2500	**152.400** 6.0000	**1.5** .06	**20.62 kg** 45.48 lb	**95923V**	**234.950** 9.2500	**49.212** 1.9375	**3.3** .13	**4.03 kg** 8.88 lb	**139.700** 5.5000	95927CD : GROOVE IN OD CENTER HOLES IN OD CENTER
					95925	**234.950** 9.2500	**49.212** 1.9375	**3.3** .13	**4.04 kg** 8.91 lb	**139.700** 5.5000	
					95926	**234.950** 9.2500	**49.212** 1.9375	**3.3** .13	**4.08 kg** 8.99 lb	**139.700** 5.5000	
					95928	**234.975** 9.2510	**49.212** 1.9375	**3.3** .13	**4.01 kg** 8.84 lb	**139.700** 5.5000	
					95929	**234.975** 9.2510	**49.949** 1.9665	**3.3** .13	**4.13 kg** 9.11 lb	**142.296** 5.6022	
					95962	**244.475** 9.6250	**49.212** 1.9375	**3.3** .13	**5.39 kg** 11.88 lb	**139.700** 5.5000	
					95975	**247.650** 9.7500	**49.212** 1.9375	**3.3** .13	**5.86 kg** 12.92 lb	**139.700** 5.5000	
95475	**120.650** 4.7500	**63.500** 2.5000	**6.4** .25	**8.30 kg** 18.30 lb	**95905**	**230.000** 9.0551	**49.212** 1.9375	**3.3** .13	**3.31 kg** 7.30 lb	**63.500** 2.5000	
95491	**124.943** 4.9190	**63.500** 2.5000	**6.4** .25	**7.89 kg** 17.39 lb	**†J95906**	**230.000** 9.0551	**49.723** 1.9576	**3.3** .13	**3.39 kg** 7.47 lb	**63.500** 2.5000	
95500	**127.000** 5.0000	**63.500** 2.5000	**6.4** .25	**7.68 kg** 16.94 lb	**95912**	**231.775** 9.1250	**49.212** 1.9375	**3.3** .13	**3.58 kg** 7.89 lb	**63.500** 2.5000	
95502	**127.000** 5.0000	**68.715** 2.7053	**9.7** .38	**8.22 kg** 18.13 lb	**95923V**	**234.950** 9.2500	**49.212** 1.9375	**3.3** .13	**4.03 kg** 8.88 lb	**63.500** 2.5000	
95506	**128.575** 5.0620	**68.715** 2.7053	**3.5** .14	**7.81 kg** 17.22 lb	***95925-B**	**234.950** 9.2500	**49.212** 1.9375	**3.3** .13	**4.59 kg** 10.12 lb	**25.400** 1.0000	
95512	**129.974** 5.1171	**63.500** 2.5000	**6.4** .25	**7.39 kg** 16.28 lb	**95925**	**234.950** 9.2500	**49.212** 1.9375	**3.3** .13	**4.04 kg** 8.91 lb	**63.500** 2.5000	
95512X	**130.000** 5.1181	**63.500** 2.5000	**6.0** .24	**7.39 kg** 16.29 lb	**95926**	**234.950** 9.2500	**49.212** 1.9375	**3.3** .13	**4.08 kg** 8.99 lb	**63.500** 2.5000	
95514X	**129.967** 5.1168	**68.715** 2.7053	**3.3** .13	**7.66 kg** 16.89 lb	***95927CD**	**234.950** 9.2500	**114.300** 4.5000	**1.5** .06	**9.28 kg** 20.46 lb	**142.875** 5.6250	
***95524V**	**133.350** 5.2500	**63.500** 2.5000	**.8** .03	**7.36 kg** 16.22 lb	**95928**	**234.975** 9.2510	**49.212** 1.9375	**3.3** .13	**4.01 kg** 8.84 lb	**63.500** 2.5000	
95525	**133.350** 5.2500	**63.500** 2.5000	**9.7** .38	**6.95 kg** 15.31 lb	**95929**	**234.975** 9.2510	**49.949** 1.9665	**3.3** .13	**4.13 kg** 9.11 lb	**64.798** 2.5511	
95527A	**133.350** 5.2500	**63.500** 2.5000	**13.2** .52	**6.80 kg** 14.99 lb	**95962**	**244.475** 9.6250	**49.212** 1.9375	**3.3** .13	**5.39 kg** 11.88 lb	**63.500** 2.5000	
95528	**133.350** 5.2500	**63.500** 2.5000	**4.8** .19	**7.07 kg** 15.58 lb	**95975**	**247.650** 9.7500	**49.212** 1.9375	**3.3** .13	**5.86 kg** 12.92 lb	**63.500** 2.5000	
NA95500	**127.000** 5.0000	**71.438** 2.8125	**3.5** .14	**-** -	***95927CD**	**234.950** 9.2500	**114.300** 4.5000	**1.5** .06	**9.28 kg** 20.46 lb	**142.875** 5.6250	
96000 Series											96851DW: KEYWAY IN ID
96825	**209.550** 8.2500	**66.675** 2.6250	**7.0** .28	**18.51 kg** 40.82 lb	***96140-B**	**355.600** 14.0000	**47.625** 1.8750	**3.3** .13	**9.31 kg** 20.53 lb	**31.750** 1.2500	96876TD: TAPERED BORE
96900	**228.600** 9.0000	**66.675** 2.6250	**7.0** .28	**15.08 kg** 33.26 lb	**96140**	**355.600** 14.0000	**47.625** 1.8750	**3.3** .13	**8.30 kg** 18.31 lb	**68.262** 2.6875	96877TD: ASYMMETRICAL BEARING GROOVE IN OD LEFTFACE TAPERED BORE
96925	**234.950** 9.2500	**66.675** 2.6250	**7.0** .28	**13.87 kg** 30.59 lb	***96140CD**	**355.600** 14.0000	**111.125** 4.3750	**1.5** .06	**18.23 kg** 40.19 lb	**152.400** 6.0000	96140-B : FLANGE ON OD FRONTFACE, BEARING WIDTH IS T1 DIMENSION
96851D	**215.900** 8.5000	**130.175** 5.1250	**6.4** .25	**41.74 kg** 92.04 lb	**96140**	**355.600** 14.0000	**47.625** 1.8750	**3.3** .13	**8.30 kg** 18.31 lb	**127.000** 5.0000	96140CD : GROOVE IN OD CENTER HOLES IN OD CENTER
***96851DW**	**215.900** 8.5000	**130.175** 5.1250	**6.4** .25	**41.68 kg** 91.90 lb							
***96876TD**	**222.250** 8.7500	**130.175** 5.1250	**1.5** .06	**41.69 kg** 91.94 lb							
***96877TD**	**222.250** 8.7500	**171.450** 6.7500	**1.5** .06	**45.02 kg** 99.26 lb	96877TD may be paired with all single cups corresponding to 96851D and will require 6.350 mm (.2500 in) to be added to the T-width values.						
97000 Series											97501TD: TAPERED BORE
97450	**114.300** 4.5000	**49.428** 1.9460	**3.5** .14	**6.03 kg** 13.30 lb	**97900**	**228.600** 9.0000	**38.100** 1.5000	**3.3** .13	**3.38 kg** 7.46 lb	**53.975** 2.1250	97901D : GROOVE IN OD CENTER HOLES IN OD CENTER
97472X	**120.000** 4.7244	**49.428** 1.9460	**3.5** .14	**5.63 kg** 12.41 lb	***97901D**	**228.600** 9.0000	**84.138** 3.3125	**2.3** .09	**7.38 kg** 16.27 lb	**115.888** 4.5625	

¨These Maximum Fillet Radii will be cleared by the Cone or Cup Radii.
†Bore or O.D. shown are maximum dimensions. *See Remarks Column.

97000 SERIES CONTINUED ON NEXT PAGE

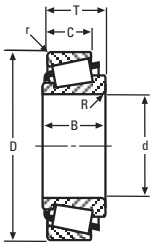

SINGLE ROW

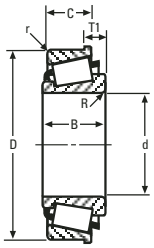

SINGLE ROW WITH FLANGE

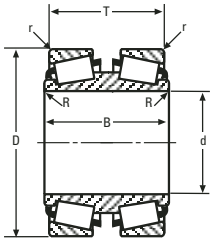

DOUBLE CONE

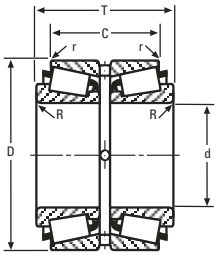

DOUBLE CUP

CONE Number	CONE BORE d	CONE WIDTH B	Max Shaft Fillet Radii R ¨	Weight	CUP Number	CUP OUTSIDE DIA D	CUP WIDTH C	Max Hs'ng Fillet Radii r ¨	Weight	BEARING WIDTH T	Remarks
97000 Series (cont)											
97493	**125.298** 4.9330	**49.428** 1.9460	**3.5** .14	**5.23 kg** 11.53 lb	**97905X**	**230.000** 9.0551	**38.100** 1.5000	**3.3** .13	**3.53 kg** 7.78 lb	**53.975** 2.1250	
97500	**127.000** 5.0000	**49.428** 1.9460	**3.5** .14	**5.10 kg** 11.24 lb							
97503	**127.792** 5.0312	**49.428** 1.9460	**3.5** .14	**5.04 kg** 11.11 lb							
NA97450	**114.300** 4.5000	**57.942** 2.2812	**3.5** .14	**-** -	***97901D**	**228.600** 9.0000	**84.138** 3.3125	**2.3** .09	**7.38 kg** 16.27 lb	**115.885** 4.5624	
97500D	**127.000** 5.0000	**151.244** 5.9545	**1.5** .06	**18.81 kg** 41.49 lb	**97900**	**228.600** 9.0000	**38.100** 1.5000	**3.3** .13	**3.38 kg** 7.46 lb	**160.338** 6.3125	
***97501TD**	**127.000** 5.0000	**151.244** 5.9545	**1.5** .06	**20.28 kg** 44.72 lb	**97905X**	**230.000** 9.0551	**38.100** 1.5000	**3.3** .13	**3.53 kg** 7.78 lb	**160.338** 6.3125	
98000 Series											98788-B : FLANGE ON OD FRONTFACE, BEARING WIDTH IS T1 DIMENSION
98316	**80.000** 3.1496	**49.212** 1.9375	**3.5** .14	**5.73 kg** 12.63 lb	***98788-B**	**200.000** 7.8740	**34.925** 1.3750	**3.3** .13	**2.51 kg** 5.54 lb	**27.361** 1.0772	
98335	**85.000** 3.3465	**49.212** 1.9375	**3.5** .14	**5.48 kg** 12.08 lb	**98788**	**200.000** 7.8740	**34.925** 1.3750	**3.3** .13	**2.28 kg** 5.03 lb	**52.761** 2.0772	98789D : GROOVE IN OD CENTER HOLES IN OD CENTER
98350	**88.900** 3.5000	**49.212** 1.9375	**3.5** .14	**5.27 kg** 11.63 lb	***98789DC**	**200.025** 7.8750	**80.216** 3.1581	**2.3** .09	**5.36 kg** 11.83 lb	**115.888** 4.5625	98789DC : HOLES IN OD CENTER
98354	**89.974** 3.5423	**49.212** 1.9375	**3.5** .14	**5.21 kg** 11.50 lb	***98789D**	**200.025** 7.8750	**80.216** 3.1581	**2.3** .09	**5.36 kg** 11.82 lb	**115.888** 4.5625	
98354X	**90.000** 3.5433	**49.212** 1.9375	**3.5** .14	**5.21 kg** 11.49 lb							
98393	**99.898** 3.9330	**49.212** 1.9375	**3.5** .14	**4.64 kg** 10.24 lb							
98394X	**100.000** 3.9370	**49.212** 1.9375	**3.5** .14	**4.64 kg** 10.23 lb							
98400	**101.600** 4.0000	**49.212** 1.9375	**3.5** .14	**4.54 kg** 10.01 lb							
NA98350	**88.900** 3.5000	**57.942** 2.2812	**3.5** .14	**-** -	***98789DC**	**200.025** 7.8750	**80.216** 3.1581	**2.3** .09	**5.36 kg** 11.83 lb	**115.885** 4.5624	
					***98789D**	**200.025** 7.8750	**80.216** 3.1581	**2.3** .09	**5.36 kg** 11.82 lb	**115.885** 4.5624	
99000 Series											99600TD: ASYMMETRICAL BEARING TAPERED BORE
99500	**127.000** 5.0000	**66.675** 2.6250	**6.4** .25	**11.19 kg** 24.68 lb	**99097**	**249.974** 9.8415	**53.400** 2.1024	**3.0** .12	**3.81 kg** 8.41 lb	**66.675** 2.6250	
99537	**136.525** 5.3750	**66.675** 2.6250	**7.0** .28	**10.14 kg** 22.37 lb	**99098X**	**250.000** 9.8425	**47.625** 1.8750	**3.3** .13	**3.62 kg** 7.98 lb	**66.675** 2.6250	99601TD: TAPERED BORE
99540	**137.318** 5.4062	**66.675** 2.6250	**13.5** .53	**9.53 kg** 21.01 lb	**99100**	**254.000** 10.0000	**47.625** 1.8750	**3.3** .13	**4.24 kg** 9.35 lb	**66.675** 2.6250	99602TD: ASYMMETRICAL BEARING GROOVE IN OD LEFTFACE
99550	**139.700** 5.5000	**66.675** 2.6250	**7.0** .28	**9.76 kg** 21.52 lb	***99100-B**	**254.000** 10.0000	**47.625** 1.8750	**3.3** .13	**4.61 kg** 10.16 lb	**30.162** 1.1875	SHOULDER ON OD LEFTFACE TAPERED BORE
99553	**139.974** 5.5108	**71.438** 2.8125	**1.5** .06	**10.08 kg** 22.23 lb	**99100-S**	**254.000** 10.0000	**47.625** 1.8750	**3.3** .13	**4.24 kg** 9.35 lb	**66.675** 2.6250	99100-B : FLANGE ON OD FRONTFACE, BEARING WIDTH IS T1 DIMENSION
99575	**146.050** 5.7500	**66.675** 2.6250	**7.0** .28	**9.01 kg** 19.87 lb	***99100W**	**254.000** 10.0000	**47.625** 1.8750	**.8** .03	**4.20 kg** 9.25 lb	**66.675** 2.6250	99100W : KEYWAY IN OD BACKFACE
99575-SW	**146.050** 5.7500	**66.675** 2.6250	**7.0** .28	**9.04 kg** 19.94 lb	***99100YD**	**254.000** 10.0000	**133.350** 5.2500	**1.5** .06	**13.07 kg** 28.83 lb	**171.450** 6.7500	99100YD : HOLES IN OD CENTER
99587	**149.225** 5.8750	**66.675** 2.6250	**7.0** .28	**8.62 kg** 19.02 lb	***99101D**	**254.000** 10.0000	**114.300** 4.5000	**1.5** .06	**10.92 kg** 24.08 lb	**152.400** 6.0000	99101D : GROOVE IN OD CENTER HOLES IN OD CENTER
99590X	**150.000** 5.9055	**66.675** 2.6250	**7.0** .28	**8.53 kg** 18.81 lb	***99101DC**	**254.000** 10.0000	**114.300** 4.5000	**1.5** .06	**10.84 kg** 23.91 lb	**152.400** 6.0000	
99591	**149.974** 5.9045	**71.438** 2.8125	**3.3** .13	**8.79 kg** 19.39 lb	***99102CD**	**254.000** 10.0000	**111.125** 4.3750	**1.5** .06	**9.81 kg** 21.63 lb	**149.225** 5.8750	99101DC : HOLES IN OD CENTER
99600	**152.400** 6.0000	**66.675** 2.6250	**7.0** .28	**8.23 kg** 18.15 lb	***99103D**	**254.975** 10.0384	**111.125** 4.3750	**1.5** .06	**10.47 kg** 23.08 lb	**149.225** 5.8750	99102CD : GROOVE IN OD CENTER HOLES IN OD CENTER
99603	**152.400** 6.0000	**71.438** 2.8125	**1.5** .06	**8.49 kg** 18.72 lb							99103D : GROOVE IN OD CENTER HOLES IN OD CENTER
99603AS	**152.400** 6.0000	**71.438** 2.8125	**1.5** .06	**8.53 kg** 18.82 lb							

99000 SERIES CONTINUED ON NEXT PAGE

¨These Maximum Fillet Radii will be cleared by the Cone or Cup Radii.
†Bore or O.D. shown are maximum dimensions. *See Remarks Column.

CONE Number	CONE BORE d	CONE WIDTH B	Max Shaft Fillet Radii R ¨	Weight	CUP Number	CUP OUTSIDE DIA D	CUP WIDTH C	Max Hs'ng Fillet Radii r ¨	Weight	BEARING WIDTH T	Remarks
99000 Series (cont)											
***99601TD**	**152.400** 6.0000	**158.750** 6.2500	**3.2** .13	**25.10 kg** 55.35 lb	**99097**	**249.974** 9.8415	**53.400** 2.1024	**3.0** .12	**3.81 kg** 8.41 lb	**158.750** 6.2500	
***99602TD**	**152.400** 6.0000	**182.562** 7.1875	**1.5** .06	**27.20 kg** 59.97 lb	**99098X**	**250.000** 9.8425	**47.625** 1.8750	**3.3** .13	**3.62 kg** 7.98 lb	**158.750** 6.2500	
99603D	**152.400** 6.0000	**158.750** 6.2500	**1.5** .06	**23.41 kg** 51.62 lb	**99100**	**254.000** 10.0000	**47.625** 1.8750	**3.3** .13	**4.24 kg** 9.35 lb	**158.750** 6.2500	
					99100-S	**254.000** 10.0000	**47.625** 1.8750	**3.3** .13	**4.24 kg** 9.35 lb	**158.750** 6.2500	
					***99100W**	**254.000** 10.0000	**47.625** 1.8750	**.8** .03	**4.20 kg** 9.25 lb	**158.750** 6.2500	
99587D	**149.225** 5.8750	**120.650** 4.7500	**1.5** .06	**20.08 kg** 44.28 lb	99587D and grouped cones may be paired with all single cups corresponding to 99601TD and will require -38.100 mm (-1.5000 in) to be added to the T-width values.						
***99600TD**	**152.400** 6.0000	**120.650** 4.7500	**1.5** .06	**20.53 kg** 45.26 lb							
NA99600	**152.400** 6.0000	**71.438** 2.8125	**3.5** .14	**16.65 kg** 36.71 lb	***99100YD**	**254.000** 10.0000	**133.350** 5.2500	**1.5** .06	**13.07 kg** 28.83 lb	**142.875** 5.6250	
					***99101D**	**254.000** 10.0000	**114.300** 4.5000	**1.5** .06	**10.92 kg** 24.08 lb	**142.875** 5.6250	
					***99101DC**	**254.000** 10.0000	**114.300** 4.5000	**1.5** .06	**10.84 kg** 23.91 lb	**142.875** 5.6250	
					***99102CD**	**254.000** 10.0000	**111.125** 4.3750	**1.5** .06	**9.81 kg** 21.63 lb	**142.875** 5.6250	
					***99103D**	**254.975** 10.0384	**111.125** 4.3750	**1.5** .06	**10.47 kg** 23.08 lb	**142.875** 5.6250	

¨These Maximum Fillet Radii will be cleared by the Cone or Cup Radii.
†Bore or O.D. shown are maximum dimensions. *See Remarks Column.

100000 SERIES CONTINUED ON NEXT PAGE

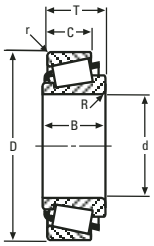

SINGLE ROW

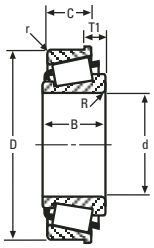

SINGLE ROW WITH FLANGE

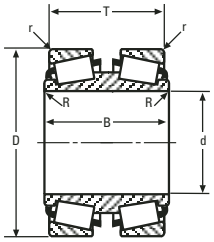

DOUBLE CONE

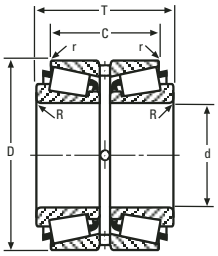

DOUBLE CUP

CONE Number	CONE BORE d	CONE WIDTH B	Max Shaft Fillet Radii R ¨	Weight	CUP Number	CUP OUTSIDE DIA D	CUP WIDTH C	Max Hs'ng Fillet Radii r ¨	Weight	BEARING WIDTH T	Remarks
100000 Series											101601CD : GROOVE IN OD CENTER HOLES IN OD CENTER
EE101103	**280.192** 11.0312	**50.211** 1.9768	**6.8** .27	**13.16 kg** 29.01 lb	**101575**	**400.050** 15.7500	**34.925** 1.3750	**3.3** .13	**5.58 kg** 12.30 lb	**52.387** 2.0625	
					101600	**406.400** 16.0000	**34.925** 1.3750	**3.3** .13	**6.67 kg** 14.71 lb	**52.387** 2.0625	
					***101601CD**	**406.400** 16.0000	**85.725** 3.3750	**1.5** .06	**16.47 kg** 36.31 lb	**120.649** 4.7500	
NA101103	**280.192** 11.0312	**60.325** 2.3750	**6.4** .25	**-** -	***101601CD**	**406.400** 16.0000	**85.725** 3.3750	**1.5** .06	**16.47 kg** 36.31 lb	**120.650** 4.7500	
L102800 Series											L102810-B : FLANGE ON OD FRONTFACE, BEARING WIDTH IS T1 DIMENSION
L102849	**44.450** 1.7500	**18.258** .7188	**1.5** .06	**.20 kg** .43 lb	***L102810-B**	**73.025** 2.8750	**15.083** .5938	**1.5** .06	**.12 kg** .26 lb	**6.350** .2500	
					L102810	**73.025** 2.8750	**15.083** .5938	**1.5** .06	**.10 kg** .22 lb	**18.258** .7188	
LM102900 Series											
LM102949	**45.242** 1.7812	**19.812** .7800	**3.5** .14	**.21 kg** .47 lb	**LM102910**	**73.431** 2.8910	**15.748** .6200	**.8** .03	**.10 kg** .22 lb	**19.558** .7700	
LM102949CP	**45.242** 1.7812	**19.812** .7800	**3.5** .14	**.21 kg** .47 lb	**LM102910P**	**73.431** 2.8910	**15.748** .6200	**.8** .03	**.10 kg** .22 lb	**19.558** .7700	
LM102949P	**45.242** 1.7812	**19.812** .7800	**3.5** .14	**.21 kg** .47 lb	**LM102911**	**73.431** 2.8910	**17.620** .6937	**.8** .03	**.12 kg** .26 lb	**21.430** .8437	
					LM102911P	**73.431** 2.8910	**17.620** .6937	**.8** .03	**.12 kg** .26 lb	**21.430** .8437	
LL103000 Series											LL103049V: MADE FROM VACUUM MELT STEEL
LL103049	**44.450** 1.7500	**12.700** .5000	**1.5** .06	**.13 kg** .28 lb	**LL103010**	**71.438** 2.8125	**9.525** .3750	**1.5** .06	**.05 kg** .12 lb	**12.700** .5000	LL103010-B : FLANGE ON OD FRONTFACE, BEARING WIDTH IS T1 DIMENSION
***LL103049V**	**44.450** 1.7500	**12.700** .5000	**1.5** .06	**.13 kg** .28 lb	***LL103010-B**	**71.438** 2.8125	**9.525** .3750	**1.5** .06	**.06 kg** .14 lb	**5.969** .2350	
					***LL103010V**	**71.438** 2.8125	**9.525** .3750	**1.5** .06	**.05 kg** .12 lb	**12.700** .5000	LL103010V : MADE FROM VACUUM MELT STEEL
LM104900 Series											JLM104942A: SPECIAL FRONTFACE RADIUS
***†JLM104942A**	**48.600** 1.9134	**21.500** .8465	**.4** .01	**-** -	**†JLM104910**	**82.000** 3.2283	**17.000** .6693	**.5** .02	**.13 kg** .28 lb	**21.500** .8465	JLM104945: EXTENDED SMALL RIB
***†JLM104945**	**50.000** 1.9685	**27.700** 1.0906	**3.0** .12	**-** -	**†JLM104910-Z**	**82.000** 3.2283	**17.000** .6693	**.5** .02	**.13 kg** .28 lb	**21.500** .8465	JLM104946: EXTENDED SMALL RIB
***†JLM104946**	**50.000** 1.9685	**23.993** .9446	**3.5** .14	**-** -	**LM104911**	**82.550** 3.2500	**16.510** .6500	**1.3** .05	**.13 kg** .29 lb	**21.116** .8313	LM104949E: EXTENDED SMALL RIB
†JLM104948	**50.000** 1.9685	**21.500** .8465	**3.0** .12	**-** -	**LM104911A**	**82.550** 3.2500	**18.542** .7300	**.8** .03	**.16 kg** .34 lb	**23.148** .9113	
					LM104911P	**82.550** 3.2500	**16.510** .6500	**1.3** .05	**.13 kg** .29 lb	**21.116** .8313	
					LM104912	**82.931** 3.2650	**16.510** .6500	**1.3** .05	**.14 kg** .30 lb	**21.116** .8313	
					†JLM104914	**88.000** 3.4646	**17.000** .6693	**.8** .03	**.24 kg** .52 lb	**21.500** .8465	
LM104947A	**49.987** 1.9680	**22.225** .8750	**.5** .02	**-** -	LM104947A and grouped cones may be paired with all single cups corresponding to JLM104942A and will require .475 mm (.0187 in) to be added to the T-width values.						
LM104949	**50.800** 2.0000	**22.225** .8750	**3.5** .14	**-** -							
***LM104949E**	**50.800** 2.0000	**25.883** 1.0190	**3.5** .14	**-** -							
LM104949P	**50.800** 2.0000	**22.225** .8750	**3.5** .14	**-** -							
107000 Series											EE107057V: MADE FROM VACUUM MELT STEEL
EE107055	**139.700** 5.5000	**74.612** 2.9375	**6.4** .25	**12.55 kg** 27.68 lb	**107105**	**268.288** 10.5625	**57.150** 2.2500	**6.4** .25	**5.83 kg** 12.86 lb	**74.613** 2.9375	EE107060V: MADE FROM VACUUM MELT STEEL
EE107057	**146.050** 5.7500	**74.612** 2.9375	**6.4** .25	**11.72 kg** 25.84 lb	***107105-B**	**268.288** 10.5625	**57.150** 2.2500	**6.4** .25	**6.91 kg** 15.23 lb	**28.575** 1.1250	107105-B : FLANGE ON OD FRONTFACE, BEARING WIDTH IS T1 DIMENSION
***EE107057V**	**146.050** 5.7500	**74.612** 2.9375	**6.4** .25	**11.72 kg** 25.85 lb	***107105CD**	**268.288** 10.5625	**125.412** 4.9375	**1.5** .06	**12.81 kg** 28.24 lb	**160.338** 6.3125	
EE107060	**152.400** 6.0000	**74.612** 2.9375	**6.4** .25	**10.85 kg** 23.92 lb	***107105V**	**268.288** 10.5625	**57.150** 2.2500	**6.4** .25	**5.83 kg** 12.86 lb	**74.613** 2.9375	107105CD : GROOVE IN OD CENTER HOLES IN OD CENTER

107000 SERIES CONTINUED ON NEXT PAGE

¨These Maximum Fillet Radii will be cleared by the Cone or Cup Radii.
†Bore or O.D. shown are maximum dimensions. *See Remarks Column.

CONE Number	CONE BORE d	CONE WIDTH B	Max Shaft Fillet Radii R ¨	Weight	CUP Number	CUP OUTSIDE DIA D	CUP WIDTH C	Max Hs'ng Fillet Radii r ¨	Weight	BEARING WIDTH T	Remarks
107000 Series (cont)											
***EE107060V**	**152.400** 6.0000	**74.612** 2.9375	**6.4** .25	**10.90 kg** 24.03 lb	**107107**	**269.800** 10.6220	**57.150** 2.2500	**6.4** .25	**6.12 kg** 13.48 lb	**74.613** 2.9375	107105V : MADE FROM VACUUM MELT STEEL
107960	**152.400** 6.0000	**77.788** 3.0625	**6.4** .25	**12.12 kg** 26.73 lb							
108000 Series											
EE108065	**165.100** 6.5000	**104.775** 4.1250	**13.5** .53	**-** -	**108142**	**361.950** 14.2500	**76.200** 3.0000	**3.3** .13	**15.77 kg** 34.78 lb	**106.362** 4.1875	
109000 Series											109161D : GROOVE IN OD CENTER HOLES IN OD CENTER
EE109120	**304.800** 12.0000	**53.975** 2.1250	**6.4** .25	**26.45 kg** 58.31 lb	***109161D**	**412.750** 16.2500	**127.000** 5.0000	**1.5** .06	**21.02 kg** 46.35 lb	**158.750** 6.2500	
					***109163D**	**412.750** 16.2500	**92.075** 3.6250	**1.5** .06	**13.71 kg** 30.22 lb	**123.825** 4.8750	109163D : GROOVE IN OD CENTER HOLES IN OD CENTER
110000 Series											
EE111175	**298.450** 11.7500	**58.738** 2.3125	**6.4** .25	**17.27 kg** 30.08 lb	**111700**	**431.800** 17.0000	**53.975** 2.1250	**3.3** .13	**11.20 kg** 24.70 lb	**69.850** 24.70	
LM110800 Series											
LM110848	**63.500** 2.5000	**25.400** 1.0000	**1.5** .06	**.49 kg** 1.08 lb	**LM110811**	**101.600** 4.0000	**22.225** .8750	**1.5** .06	**.27 kg** .60 lb	**25.400** 1.0000	
M111000 Series											
M111048	**63.500** 2.5000	**25.908** 1.0200	**.8** .03	**.61 kg** 1.35 lb	**M111012**	**107.950** 4.2500	**20.320** .8000	**.8** .03	**.31 kg** .69 lb	**25.398** .9999	
113000 Series											113171D : GROOVE IN OD CENTER HOLES IN OD CENTER
†J113086	**220.000** 8.6614	**85.725** 3.3750	**6.4** .25	**-** -	**113170**	**431.800** 17.0000	**49.212** 1.9375	**6.4** .25	**15.12 kg** 33.34 lb	**92.075** 3.6250	
EE113089	**228.397** 8.9920	**85.725** 3.3750	**6.4** .25	**-** -	***113171D**	**431.800** 17.0000	**111.125** 4.3750	**3.3** .13	**35.41 kg** 78.07 lb	**196.850** 7.7500	113171DV : GROOVE IN OD CENTER HOLES IN OD CENTER
EE113089V	**228.397** 8.9920	**85.725** 3.3750	**6.4** .25	**-** -	***113171DV**	**431.800** 17.0000	**111.125** 4.3750	**3.3** .13	**35.41 kg** 78.07 lb	**196.850** 7.7500	
EE113091	**228.460** 8.9945	**85.725** 3.3750	**6.4** .25	**-** -	***113181**	**459.892** 18.1060	**49.212** 1.9375	**spcl.** spcl.	**21.14 kg** 46.62 lb	**92.075** 3.6250	113181 : SHOULDER ON OD BACKFACE SPECIAL RADIUS ON BACKFACE OD
EE113090D	**228.600** 9.0000	**158.750** 6.2500	**6.4** .25	**-** -	**113170**	**431.800** 17.0000	**49.212** 1.9375	**6.4** .25	**15.12 kg** 33.34 lb	**158.750** 6.2500	
					***113181**	**459.892** 18.1060	**49.212** 1.9375	**spcl.** spcl.	**21.14 kg** 46.62 lb	**158.750** 6.2500	
114000 Series											114161D : GROOVE IN OD CENTER HOLES IN OD CENTER
EE114080	**203.200** 8.0000	**85.725** 3.3750	**6.4** .25	**-** -	**114160**	**406.400** 16.0000	**57.150** 2.2500	**6.4** .25	**16.29 kg** 35.91 lb	**92.075** 3.6250	
EE114081	**203.238** 8.0015	**85.725** 3.3750	**6.4** .25	**-** -	***114161D**	**406.400** 16.0000	**127.000** 5.0000	**3.3** .13	**38.52 kg** 84.93 lb	**196.850** 7.7500	114161DC : HOLES IN OD CENTER
					***114161DC**	**406.400** 16.0000	**127.000** 5.0000	**3.3** .13	**38.52 kg** 84.93 lb	**196.850** 7.7500	
LM114800 Series											LM114811D : GROOVE IN OD CENTER HOLES IN OD CENTER
LM114848	**76.200** 3.0000	**26.988** 1.0625	**1.5** .06	**.64 kg** 1.41 lb	**LM114811**	**115.888** 4.5625	**23.812** .9375	**1.5** .06	**.35 kg** .77 lb	**26.987** 1.0625	
					***LM114811D**	**115.888** 4.5625	**52.388** 2.0625	**.8** .03	**.86 kg** 1.89 lb	**61.913** 2.4375	
LM114848D	**76.200** 3.0000	**53.975** 2.1250	**.8** .03	**1.63 kg** 3.59 lb	**LM114811**	**115.888** 4.5625	**23.812** .9375	**1.5** .06	**.35 kg** .77 lb	**53.975** 2.1250	
116000 Series											
EE116050	**127.000** 5.0000	**63.500** 2.5000	**3.3** .13	**8.39 kg** 18.51 lb	**116097**	**247.650** 9.7500	**47.625** 1.8750	**4.8** .19	**4.68 kg** 10.31 lb	**63.500** 2.5000	
					116098	**250.825** 9.8750	**47.625** 1.8750	**4.8** .19	**5.21 kg** 11.49 lb	**63.500** 2.5000	
L116100 Series											L116149DA: ASYMMETRICAL BEARING
L116149	**82.550** 3.2500	**21.433** .8438	**1.5** .06	**.46 kg** 1.01 lb	**L116110**	**115.888** 4.5625	**16.670** .6563	**1.5** .06	**.21 kg** .46 lb	**20.637** .8125	L116110-B : FLANGE ON OD FRONTFACE, BEARING WIDTH IS T1 DIMENSION
					***L116110-B**	**115.888** 4.5625	**16.670** .6563	**1.5** .06	**.23 kg** .52 lb	**7.938** .3125	L116110D : GROOVE IN OD CENTER HOLES IN OD CENTER
					***L116110D**	**115.888** 4.5625	**39.690** 1.5626	**.8** .03	**.49 kg** 1.09 lb	**47.624** 1.8750	

¨These Maximum Fillet Radii will be cleared by the Cone or Cup Radii.
†Bore or O.D. shown are maximum dimensions. *See Remarks Column.

L116100 SERIES CONTINUED ON NEXT PAGE

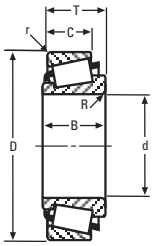

SINGLE ROW

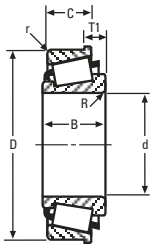

SINGLE ROW WITH FLANGE

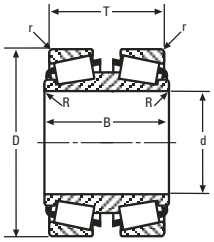

DOUBLE CONE

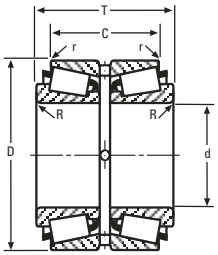

DOUBLE CUP

CONE Number	CONE BORE d	CONE WIDTH B	Max Shaft Fillet Radii R ¨	Weight	CUP Number	CUP OUTSIDE DIA D	CUP WIDTH C	Max Hs'ng Fillet Radii r ¨	Weight	BEARING WIDTH T	Remarks
L116100 Series (cont)					***L116110DC**	**115.888** 4.5625	**39.690** 1.5626	**.8** .03	**.49 kg** 1.09 lb	**47.624** 1.8750	L116110DC : HOLES IN OD CENTER
					L116112	**117.475** 4.6250	**16.670** .6563	**1.5** .06	**.24 kg** .54 lb	**20.637** .8125	L116112DE : GROOVE IN OD CENTER HOLES IN OD CENTER
					***L116112DE**	**117.475** 4.6250	**53.975** 2.1250	**.8** .03	**.83 kg** 1.84 lb	**61.909** 2.4374	
***L116149DA**	**82.550** 3.2500	**49.212** 1.9375	**1.5** .06	**1.20 kg** 2.64 lb	**L116110**	**115.888** 4.5625	**16.670** .6563	**1.5** .06	**.21 kg** .46 lb	**41.275** 1.6250	
					L116112	**117.475** 4.6250	**16.670** .6563	**1.5** .06	**.24 kg** .54 lb	**41.275** 1.6250	
LL116200 Series											
LL116249	**82.550** 3.2500	**15.083** .5938	**1.5** .06	**.32 kg** .71 lb	**LL116210**	**114.300** 4.5000	**11.112** .4375	**1.5** .06	**.12 kg** .26 lb	**15.083** .5938	
LM116500 Series											
LM116548	**82.550** 3.2500	**28.575** 1.1250	**2.3** .09	**.78 kg** 1.73 lb	**LM116511**	**123.825** 4.8750	**25.400** 1.0000	**2.3** .09	**.42 kg** .93 lb	**28.575** 1.1250	
117000 Series											EE117063: EXTENDED LARGE RIB
***EE117063**	**161.925** 6.3750	**79.375** 3.1250	**6.4** .25	**-** -	***117148**	**374.650** 14.7500	**60.325** 2.3750	**1.5** .06	**15.06 kg** 33.20 lb	**87.312** 3.4375	SHOULDER ON OD BACKFACE
EE117063X	**161.925** 6.3750	**79.375** 3.1250	**6.4** .25	**-** -							EE117067: EXTENDED LARGE RIB SHOULDER ON OD BACKFACE
***EE117067**	**171.450** 6.7500	**79.375** 3.1250	**6.4** .25	**-** -							117148 : SHOULDER ON OD BACKFACE SPECIAL RADIUS ON BACKFACE OD
L117500 Series											
L117549	**88.900** 3.5000	**19.050** .7500	**2.3** .09	**.53 kg** 1.17 lb	**L117510**	**125.412** 4.9375	**15.083** .5938	**2.3** .09	**.18 kg** .41 lb	**19.050** .7500	
LM117900 Series											LM117949: SPECIAL BACKFACE RADIUS
***LM117949**	**88.900** 3.5000	**28.575** 1.1250	**2.3** .09	**.88 kg** 1.94 lb	**LM117910**	**130.175** 5.1250	**25.400** 1.0000	**2.3** .09	**.44 kg** .96 lb	**28.574** 1.1250	SPECIAL FRONTFACE RADIUS
LM119300 Series											LM119311D : GROOVE IN OD CENTER
LM119348	**95.250** 3.7500	**30.162** 1.1875	**2.4** .09	**.87 kg** 1.93 lb	**LM119311**	**136.525** 5.3750	**24.608** .9688	**2.3** .09	**.47 kg** 1.04 lb	**30.162** 1.1875	HOLES IN OD CENTER
					***LM119311D**	**136.525** 5.3750	**57.150** 2.2500	**.8** .03	**1.12 kg** 2.48 lb	**68.259** 2.6874	
LM119348D	**95.250** 3.7500	**57.150** 2.2500	**.8** .03	**2.15 kg** 4.74 lb	**LM119311**	**136.525** 5.3750	**24.608** .9688	**2.3** .09	**.47 kg** 1.04 lb	**57.149** 2.2500	
LM120700 Series											
LM120749	**101.600** 4.0000	**31.750** 1.2500	**2.3** .09	**1.13 kg** 2.49 lb	**LM120710**	**146.050** 5.7500	**28.575** 1.1250	**2.3** .09	**.62 kg** 1.36 lb	**31.750** 1.2500	
HM120800 Series											HM120817D : GROOVE IN OD CENTER HOLES IN OD CENTER
HM120835	**85.725** 3.3750	**49.212** 1.9375	**1.5** .06	**6.16 kg** 13.58 lb	***HM120817XD**	**165.100** 6.5000	**114.300** 4.5000	**-** -	**4.36 kg** 9.62 lb	**106.581** 4.1961	
HM120846	**99.957** 3.9353	**49.212** 1.9375	**1.5** .06	**4.56 kg** 10.05 lb	**HM120817YD**	**165.100** 6.5000	**114.300** 4.5000	**.8** .03	**4.36 kg** 9.62 lb	**106.581** 4.1961	HM120817XD : GROOVE IN OD CENTER
HM120848	**101.600** 4.0000	**49.212** 1.9375	**1.5** .06	**4.36 kg** 9.61 lb	***HM120817D**	**165.100** 6.5000	**114.300** 4.5000	**.8** .03	**4.36 kg** 9.62 lb	**106.581** 4.1961	
121000 Series											EE121140X: HOLES IN BACKFACE
EE121140	**355.600** 14.0000	**152.400** 6.0000	**16.0** .63	**-** -	**121265**	**673.100** 26.5000	**114.300** 4.5000	**6.4** .25	**79.01 kg** 174.22 lb	**152.400** 6.0000	121265X : HOLES IN BACKFACE
***EE121140X**	**355.600** 14.0000	**152.400** 6.0000	**16.0** .63	**-** -	***121265X**	**673.100** 26.5000	**114.300** 4.5000	**6.4** .25	**79.21 kg** 174.67 lb	**152.400** 6.0000	
LM121300 Series											
LM121349	**106.975** 4.2116	**28.000** 1.1024	**2.3** .09	**.91 kg** 2.00 lb	**LM121310**	**146.975** 5.7864	**24.000** .9449	**2.3** .09	**.41 kg** .90 lb	**28.500** 1.1220	
LM121900 Series											
LM121948D	**107.950** 4.2500	**65.088** 2.5625	**.8** .03	**2.97 kg** 6.54 lb	**LM121911**	**152.400** 6.0000	**28.575** 1.1250	**3.3** .13	**.66 kg** 1.45 lb	**65.087** 2.5625	
122000 Series											
EE122080	**203.200** 8.0000	**66.675** 2.6250	**4.3** .17	**12.45 kg** 27.45 lb	**122125**	**317.500** 12.5000	**50.800** 2.0000	**3.3** .13	**5.69 kg** 12.54 lb	**66.675** 2.6250	
122978	**199.974** 7.8730	**70.000** 2.7559	**4.3** .17	**12.78 kg** 28.17 lb							

LM122900 SERIES CONTINUED ON NEXT PAGE

¨These Maximum Fillet Radii will be cleared by the Cone or Cup Radii.
†Bore or O.D. shown are maximum dimensions. *See Remarks Column.

CONE Number	CONE BORE d	CONE WIDTH B	Max Shaft Fillet Radii R ¨	Weight	CUP Number	CUP OUTSIDE DIA D	CUP WIDTH C	Max Hs'ng Fillet Radii r ¨	Weight	BEARING WIDTH T	Remarks
LM122900 Series											LM122948XX: MADE FROM VACUUM MELT STEEL
LM122948	**114.300** 4.5000	**34.925** 1.3750	**3.3** .13	**1.31 kg** 2.89 lb	**LM122911**	**158.750** 6.2500	**30.162** 1.1875	**3.3** .13	**.68 kg** 1.49 lb	**34.925** 1.3750	LM122911D : GROOVE IN OD CENTER HOLES IN OD CENTER
***LM122948XX**	**114.300** 4.5000	**34.925** 1.3750	**3.3** .13	**1.31 kg** 2.89 lb	***LM122911D**	**158.750** 6.2500	**68.262** 2.6875	**.8** .03	**1.51 kg** 3.32 lb	**77.787** 3.0625	
LM124400 Series											LM124448: EXTENDED LARGE RIB GROOVE IN OD BACKFACE SHOULDER ON OD BACKFACE
***LM124448**	**120.650** 4.7500	**52.388** 2.0625	**.5** .02	**1.82 kg** 4.02 lb	***LM124410-B**	**166.688** 6.5625	**31.750** 1.2500	**3.3** .13	**.72 kg** 1.58 lb	**25.400** 1.0000	
***LM124448EXX**	**120.650** 4.7500	**52.388** 2.0625	**.5** .02	**2.28 kg** 5.02 lb	**LM124410**	**166.688** 6.5625	**31.750** 1.2500	**3.3** .13	**.76 kg** 1.68 lb	**52.387** 2.0625	LM124448EXX: MADE FROM VACUU MELT STEEL
***LM124448V**	**120.650** 4.7500	**52.388** 2.0625	**.5** .02	**1.89 kg** 4.18 lb	***LM124410D**	**166.688** 6.5625	**71.438** 2.8125	**.8** .03	**1.77 kg** 3.89 lb	**112.712** 4.4375	LM124448V: GROOVE IN OD BACKFACE MADE FROM VACUUM MELT STEEL SHOULDER ON OD BACKFACE
					***LM124411V**	**167.323** 6.5875	**41.275** 1.6250	**3.3** .13	**1.17 kg** 2.57 lb	**61.912** 2.4375	LM124410-B : FLANGE ON OD FRONTFACE, BEARING WIDTH IS T1 DIMENSION
LM124449D	**120.650** 4.7500	**72.238** 2.8440	**.8** .03	**3.77 kg** 8.31 lb	**LM124410**	**166.688** 6.5625	**31.750** 1.2500	**3.3** .13	**.76 kg** 1.68 lb	**72.237** 2.8440	SPECIAL RADIUS ON BACKFACE OD
LM124449DW	**120.650** 4.7500	**72.238** 2.8440	**.8** .03	**3.77 kg** 8.31 lb	***LM124411V**	**167.323** 6.5875	**41.275** 1.6250	**3.3** .13	**1.17 kg** 2.57 lb	**91.287** 3.5940	LM124410D : GROOVE IN OD CENTER HOLES IN OD CENTER
											LM124411V : MADE FROM VACUUM MELT STEEL
LM124449	**120.650** 4.7500	**36.512** 1.4375	**3.3** .13	**1.50 kg** 3.32 lb	LM124449 may be paired with all single cups corresponding to LM124448 and will require -15.875 mm (-.6250 in) to be added to the T-width values. LM124449 may be paired with all double cups corresponding to LM124448 and will require -31.750 mm (-1.2500 in) to be added to the T-width values.						
HM124600 Series											HM124616AD : GROOVE IN OD CENTER HOLES IN OD CENTER SPECIAL RADIUS ON LEFTFACE OD SPECIAL RADIUS ON RIGHTFACE OD
HM124640	**109.941** 4.3284	**57.150** 2.2500	**1.5** .06	**4.41 kg** 9.73 lb	***HM124616XD**	**194.874** 7.6722	**131.351** 5.1713	**1.6** .06	**6.96 kg** 15.35 lb	**125.254** 4.9313	
HM124644	**117.373** 4.6210	**57.150** 2.2500	**1.5** .06	**3.81 kg** 8.40 lb	***HM124616AD**	**194.874** 7.6722	**131.351** 5.1713	**spcl.** spcl.	**6.63 kg** 14.62 lb	**125.254** 4.9313	
HM124646	**119.062** 4.6875	**57.150** 2.2500	**1.5** .06	**3.67 kg** 8.09 lb	***HM124618YD**	**195.262** 7.6875	**142.875** 5.6250	**-** -	**7.82 kg** 17.25 lb	**136.778** 5.3850	HM124616XD : GROOVE IN OD CENTER
HM124649	**119.957** 4.7227	**57.150** 2.2500	**3.0** .12	**3.58 kg** 7.90 lb	***HM124618XD**	**195.262** 7.6875	**142.875** 5.6250	**1.0** .04	**7.82 kg** 17.25 lb	**136.778** 5.3850	HM124618XD : GROOVE IN OD CENTER
					HM124618	**195.262** 7.6875	**44.450** 1.7500	**3.3** .13	**2.45 kg** 5.41 lb	**53.975** 2.1250	HM124618YD : GROOVE IN OD CENTER HOLES IN OD CENTER
125000 Series											125145-B : FLANGE ON OD FRONTFACE, BEARING WIDTH IS T1 DIMENSION
EE125094	**241.122** 9.4930	**68.262** 2.6875	**6.4** .25	**16.05 kg** 35.38 lb	***125145-B**	**368.300** 14.5000	**53.975** 2.1250	**3.3** .13	**9.19 kg** 20.26 lb	**26.987** 1.0625	
EE125095	**241.300** 9.5000	**68.262** 2.6875	**6.4** .25	**15.72 kg** 34.66 lb	**125145**	**368.300** 14.5000	**53.975** 2.1250	**3.3** .13	**8.47 kg** 18.69 lb	**68.262** 2.6875	
HM125600 Series											
HM125649	**123.825** 4.8750	**57.150** 2.2500	**1.5** .06	**7.75 kg** 17.08 lb	**HM125610XD**	**198.438** 7.8125	**133.350** 5.2500	**-** -	**6.59 kg** 14.52 lb	**127.255** 5.0100	
LM125700 Series											LM125748AV: MADE FROM VACUUM MELT STEEL
LM125748	**127.000** 5.0000	**36.512** 1.4375	**3.3** .13	**1.67 kg** 3.69 lb	**LM125711**	**174.625** 6.8750	**31.750** 1.2500	**3.3** .13	**.88 kg** 1.94 lb	**36.512** 1.4375	LM125711V : MADE FROM VACUUM MELT STEEL
***LM125748AV**	**127.000** 5.0000	**36.512** 1.4375	**1.0** .04	**1.68 kg** 3.70 lb	***LM125711V**	**174.625** 6.8750	**31.750** 1.2500	**3.3** .13	**.88 kg** 1.94 lb	**36.512** 1.4375	
HM125900 Series											
HM125943	**119.949** 4.7224	**60.325** 2.3750	**3.3** .13	**5.23 kg** 11.54 lb	**HM125910**	**204.775** 8.0620	**45.237** 1.7810	**3.3** .13	**2.30 kg** 5.08 lb	**55.563** 2.1875	
HM125948	**123.825** 4.8750	**60.325** 2.3750	**3.3** .13	**4.86 kg** 10.71 lb							
126000 Series											EE126096DGW: GROOVE IN ID
EE126096D	**244.475** 9.6250	**146.050** 5.7500	**3.3** .13	**47.28 kg** 104.26 lb	**126150**	**381.000** 15.0000	**57.150** 2.2500	**4.8** .19	**10.77 kg** 23.75 lb	**146.050** 5.7500	126149D : GROOVE IN OD CENTER HOLES IN OD CENTER
***EE126096DGW**	**244.475** 9.6250	**146.050** 5.7500	**3.3** .13	**47.20 kg** 104.07 lb							
											126149DC : HOLES IN OD CENTER
EE126097	**244.475** 9.6250	**76.200** 3.0000	**6.4** .25	**19.46 kg** 42.91 lb	***126149DC**	**380.898** 14.9960	**127.000** 5.0000	**1.5** .06	**24.71 kg** 54.48 lb	**171.450** 6.7500	

¨These Maximum Fillet Radii will be cleared by the Cone or Cup Radii.
†Bore or O.D. shown are maximum dimensions. *See Remarks Column.

126000 SERIES CONTINUED ON NEXT PAGE

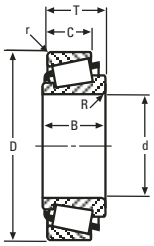

SINGLE ROW

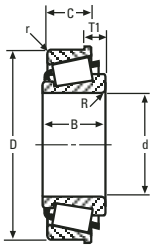

SINGLE ROW WITH FLANGE

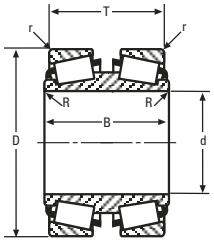

DOUBLE CONE

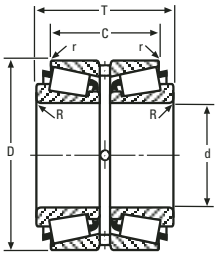

DOUBLE CUP

CONE Number	CONE BORE d	CONE WIDTH B	Max Shaft Fillet Radii R ¨	Weight	CUP Number	CUP OUTSIDE DIA D	CUP WIDTH C	Max Hs'ng Fillet Radii r ¨	Weight	BEARING WIDTH T	Remarks
126000 Series (cont)											
EE126098	**249.250** 9.8130	**76.200** 3.0000	**6.4** .25	**18.36 kg** 40.47 lb	***126149D**	**380.898** 14.9960	**127.000** 5.0000	**1.5** .06	**24.71 kg** 54.48 lb	**171.450** 6.7500	126150-B : FLANGE ON OD FRONTFACE, BEARING WIDTH IS T1 DIMENSION
					***126150-B**	**381.000** 15.0000	**57.150** 2.2500	**4.8** .19	**12.33 kg** 27.19 lb	**34.925** 1.3750	
					126150	**381.000** 15.0000	**57.150** 2.2500	**4.8** .19	**10.77 kg** 23.75 lb	**79.375** 3.1250	126151CD : GROOVE IN OD CENTER HOLES IN OD CENTER
					***126151CD**	**381.000** 15.0000	**127.000** 5.0000	**1.5** .06	**24.59 kg** 54.23 lb	**171.450** 6.7500	
127000 Series											NA127096-SW: EXTENDED LARGE RIB SLOTS IN FRONTFACE
EE127094D	**241.224** 9.4970	**107.950** 4.2500	**1.5** .06	**27.30 kg** 60.20 lb	**127135**	**349.148** 13.7460	**44.450** 1.7500	**3.3** .13	**5.55 kg** 12.23 lb	**107.950** 4.2500	
EE127097D	**241.478** 9.5070	**107.950** 4.2500	**1.5** .06	**27.22 kg** 60.02 lb	**127137**	**350.838** 13.8125	**44.450** 1.7500	**3.3** .13	**5.87 kg** 12.94 lb	**107.950** 4.2500	127136CD : GROOVE IN OD CENTER HOLES IN OD CENTER
EE127097DW	**241.478** 9.5070	**107.950** 4.2500	**1.5** .06	**27.22 kg** 60.02 lb	**127138**	**355.498** 13.9960	**44.450** 1.7500	**3.3** .13	**6.77 kg** 14.92 lb	**107.950** 4.2500	127137D : GROOVE IN OD CENTER HOLES IN OD CENTER
					127140	**355.600** 14.0000	**44.450** 1.7500	**3.3** .13	**6.79 kg** 14.96 lb	**107.950** 4.2500	
											127139D : GROOVE IN OD CENTER HOLES IN OD CENTER
EE127095	**241.300** 9.5000	**57.150** 2.2500	**6.4** .25	**11.05 kg** 24.37 lb	**127135**	**349.148** 13.7460	**44.450** 1.7500	**3.3** .13	**5.55 kg** 12.23 lb	**57.150** 2.2500	
					***127136CD**	**349.148** 13.7460	**101.600** 4.0000	**1.5** .06	**12.63 kg** 27.86 lb	**127.000** 5.0000	
					127137	**350.838** 13.8125	**44.450** 1.7500	**3.3** .13	**5.87 kg** 12.94 lb	**57.150** 2.2500	
					***127137D**	**350.838** 13.8125	**101.600** 4.0000	**1.5** .06	**14.16 kg** 31.22 lb	**127.000** 5.0000	
					127138	**355.498** 13.9960	**44.450** 1.7500	**3.3** .13	**6.77 kg** 14.92 lb	**57.150** 2.2500	
					***127139D**	**355.498** 13.9960	**101.600** 4.0000	**1.5** .06	**16.22 kg** 35.76 lb	**127.000** 5.0000	
					127140	**355.600** 14.0000	**44.450** 1.7500	**3.3** .13	**6.79 kg** 14.96 lb	**57.150** 2.2500	
NA127096	**244.475** 9.6250	**66.675** 2.6250	**6.4** .25	**-** -	***127136CD**	**349.148** 13.7460	**101.600** 4.0000	**1.5** .06	**12.63 kg** 27.86 lb	**133.350** 5.2500	
***NA127096-SW**	**244.475** 9.6250	**66.675** 2.6250	**6.4** .25	**-** -	***127137D**	**350.838** 13.8125	**101.600** 4.0000	**1.5** .06	**14.16 kg** 31.22 lb	**133.350** 5.2500	
					***127139D**	**355.498** 13.9960	**101.600** 4.0000	**1.5** .06	**16.22 kg** 35.76 lb	**133.350** 5.2500	
HM127400 Series											HM127415D : GROOVE IN OD CENTER HOLES IN OD CENTER SPECIAL RADIUS ON LEFTFACE OD SPECIAL RADIUS ON RIGHTFACE OD
HM127436	**119.957** 4.7227	**57.150** 2.2500	**1.5** .06	**5.35 kg** 11.79 lb	***HM127415XD**	**207.962** 8.1875	**152.400** 6.0000	**1.0** .04	**8.21 kg** 18.11 lb	**146.305** 5.7600	
HM127440	**126.987** 4.9995	**57.150** 2.2500	**1.5** .06	**4.73 kg** 10.42 lb	***HM127415D**	**207.962** 8.1875	**152.400** 6.0000	**1.0** .04	**7.73 kg** 17.04 lb	**146.305** 5.7600	
HM127442	**129.967** 5.1168	**57.150** 2.2500	**1.5** .06	**4.46 kg** 9.83 lb	**HM127415**	**207.962** 8.1875	**44.450** 1.7500	**3.3** .13	**2.53 kg** 5.58 lb	**53.975** 2.1250	HM127415XD : GROOVE IN OD CENTER SPECIAL RADIUS ON LEFTFACE OD SPECIAL RADIUS ON RIGHTFACE OD
HM127446	**131.750** 5.1870	**57.150** 2.2500	**1.5** .06	**4.29 kg** 9.47 lb	***HM127415YD**	**207.950** 8.1870	**127.000** 5.0000	**.8** .03	**7.46 kg** 16.45 lb	**146.050** 5.7500	
					***HM127417YD**	**209.873** 8.2627	**132.000** 5.1969	**.8** .03	**7.51 kg** 16.56 lb	**125.906** 4.9569	
					***HM127417XD**	**209.873** 8.2627	**132.000** 5.1969	**1.0** .04	**7.53 kg** 16.60 lb	**125.906** 4.9569	HM127415YD : HOLES IN OD CENTER HM127417XD : GROOVE IN OD CENTER SPECIAL RADIUS ON LEFTFACE OD SPECIAL RADIUS ON RIGHTFACE OD
					***HM127419XD**	**219.873** 8.6564	**135.000** 5.3150	**-** -	**11.35 kg** 25.03 lb	**128.906** 5.0750	
											HM127417YD : GROOVE IN OD CENTER HOLES IN OD CENTER SPECIAL RADIUS ON LEFTFACE OD SPECIAL RADIUS ON RIGHTFACE OD
											HM127419XD : GROOVE IN OD CENTER

H127700 SERIES CONTINUED ON NEXT PAGE

¨These Maximum Fillet Radii will be cleared by the Cone or Cup Radii.
†Bore or O.D. shown are maximum dimensions. *See Remarks Column.

CONE Number	CONE BORE d	CONE WIDTH B	Max Shaft Fillet Radii R ¨	Weight	CUP Number	CUP OUTSIDE DIA D	CUP WIDTH C	Max Hs'ng Fillet Radii r ¨	Weight	BEARING WIDTH T	Remarks
H127700 Series											H127710AD : GROOVE IN OD CENTER HOLES IN OD CENTER SPECIAL RADIUS ON LEFTFACE OD SPECIAL RADIUS ON RIGHTFACE OD
H127746	**129.967** 5.1168	**69.500** 2.7362	**1.5** .06	**13.09 kg** 28.86 lb	***H127710AD**	**219.873** 8.6564	**160.000** 6.2992	**spcl.** spcl.	**9.36 kg** 20.64 lb	**150.043** 5.9072	
H127747	**129.967** 5.1168	**69.500** 2.7362	**1.5** .06	**12.22 kg** 26.95 lb	***H127715AD**	**229.873** 9.0501	**160.000** 6.2992	**spcl.** spcl.	**13.76 kg** 30.35 lb	**150.043** 5.9072	
H127747F	**129.967** 5.1168	**69.500** 2.7362	**1.5** .06	**10.97 kg** 24.20 lb	***H127715D**	**229.873** 9.0501	**160.000** 6.2992	**1.0** .04	**14.36 kg** 31.67 lb	**150.002** 5.9056	H127715AD : GROOVE IN OD CENTER HOLES IN OD CENTER SPECIAL RADIUS ON LEFTFACE OD SPECIAL RADIUS ON RIGHTFACE OD
					***H127715YDC**	**229.873** 9.0501	**160.000** 6.2992	**spcl.** spcl.	**14.30 kg** 31.54 lb	**150.043** 5.9072	H127715D : GROOVE IN OD CENTER HOLES IN OD CENTER H127715YDC : HOLES IN OD CENTER SPECIAL RADIUS ON LEFTFACE OD SPECIAL RADIUS ON RIGHTFACE OD
128000 Series											EE128113TD : REVERSE TAPERED BORE
EE128102	**260.350** 10.2500	**67.673** 2.6643	**3.3** .13	**-** -	***128160-B**	**406.400** 16.0000	**53.975** 2.1250	**3.3** .13	**10.41 kg** 22.96 lb	**28.575** 1.1250	128160-B : FLANGE ON OD FRONTFACE, BEARING WIDTH IS T1 DIMENSION
EE128110	**280.192** 11.0312	**67.673** 2.6643	**6.8** .27	**-** -	**128160**	**406.400** 16.0000	**53.975** 2.1250	**3.3** .13	**9.43 kg** 20.79 lb	**69.850** 2.7500	128160CD : GROOVE IN OD CENTER HOLES IN OD CENTER
EE128111	**280.192** 11.0312	**67.673** 2.6643	**6.8** .27	**17.45 kg** 38.49 lb	***128160CD**	**406.400** 16.0000	**117.475** 4.6250	**1.5** .06	**20.03 kg** 44.16 lb	**149.226** 5.8750	128170DA : HOLES IN OD CENTER SPECIAL RADIUS ON LEFTFACE OD SPECIAL RADIUS ON RIGHTFACE OD SPHERICAL OD
EE128112	**280.000** 11.0236	**67.673** 2.6643	**6.4** .25	**17.52 kg** 38.64 lb	**128161**	**409.981** 16.1410	**53.975** 2.1250	**3.3** .13	**10.40 kg** 22.92 lb	**69.850** 2.7500	
EE128114	**280.000** 11.0236	**67.673** 2.6643	**6.4** .25	**-** -	***128170DA**	**431.800** 17.0000	**117.475** 4.6250	**1.5** .06	**33.09 kg** 72.96 lb	**149.226** 5.8750	
***EE128113TD**	**280.000** 11.0236	**206.375** 8.1250	**3.3** .13	**66.50 kg** 146.64 lb	**128160**	**406.400** 16.0000	**53.975** 2.1250	**3.3** .13	**9.43 kg** 20.79 lb	**206.376** 8.1250	
EE128114D	**280.000** 11.0236	**206.375** 8.1250	**3.3** .13	**-** -	**128161**	**409.981** 16.1410	**53.975** 2.1250	**3.3** .13	**10.40 kg** 22.92 lb	**206.376** 8.1250	
129000 Series											EE129119DG : GROOVE IN ID
EE129119D	**299.974** 11.8100	**134.938** 5.3125	**3.3** .13	**53.16 kg** 117.21 lb	**129172**	**438.048** 17.2460	**53.975** 2.1250	**4.8** .19	**11.37 kg** 25.06 lb	**133.350** 5.2500	129173CD : GROOVE IN OD CENTER HOLES IN OD CENTER
***EE129119DG**	**299.974** 11.8100	**134.938** 5.3125	**3.3** .13	**53.11 kg** 117.11 lb	**129174**	**439.948** 17.3208	**53.975** 2.1250	**4.8** .19	**11.92 kg** 26.28 lb	**133.350** 5.2500	129173D : GROOVE IN OD CENTER HOLES IN OD CENTER
EE129121D	**304.648** 11.9940	**134.938** 5.3125	**3.3** .13	**50.86 kg** 112.14 lb							
EE129123D	**305.000** 12.0079	**134.938** 5.3125	**3.3** .13	**50.68 kg** 111.75 lb							
EE129120X	**304.800** 12.0000	**76.992** 3.0312	**6.4** .25	**22.37 kg** 49.32 lb	**129172**	**438.048** 17.2460	**53.975** 2.1250	**4.8** .19	**11.37 kg** 25.06 lb	**76.200** 3.0000	
					***129173D**	**438.048** 17.2460	**120.650** 4.7500	**1.5** .06	**25.56 kg** 56.35 lb	**165.100** 6.5000	
					***129173CD**	**438.048** 17.2460	**120.650** 4.7500	**1.5** .06	**25.49 kg** 56.21 lb	**165.100** 6.5000	
					129174	**439.948** 17.3208	**53.975** 2.1250	**4.8** .19	**11.92 kg** 26.28 lb	**76.200** 3.0000	
					129175XD	**439.948** 17.3208	**120.650** 4.7500	**1.5** .06	**28.21 kg** 62.21 lb	**165.100** 6.5000	
EE129124D	**304.902** 12.0040	**212.725** 8.3750	**3.3** .13	**68.29 kg** 150.57 lb	EE129124D may be paired with all single cups corresponding to EE129119D and will require 63.500 mm (2.5000 in) to be added to the T-width values.						
HM129800 Series											HM129848XX: MADE FROM VACUUM MELT STEEL
HM129842	**139.687** 5.4995	**58.738** 2.3125	**1.5** .06	**10.33 kg** 22.77 lb	***HM129813YD**	**219.873** 8.6564	**140.000** 5.5118	**spcl.** spcl.	**7.04 kg** 15.52 lb	**132.329** 5.2098	HM129813XD : GROOVE IN OD CENTER
HM129843	**139.967** 5.5105	**58.738** 2.3125	**3.0** .12	**10.25 kg** 22.60 lb	***HM129813XD**	**219.873** 8.6564	**140.000** 5.5118	**-** -	**7.53 kg** 16.60 lb	**132.329** 5.2098	HM129813YD : GROOVE IN OD CENTER HOLES IN OD CENTER SPECIAL CHAMFER ON LEFTFACE OD
HM129848	**144.450** 5.6870	**58.738** 2.3125	**1.5** .06	**9.35 kg** 20.62 lb	***HM129814XDXX**	**220.662** 8.6875	**163.510** 6.4374	**-** -	**9.94 kg** 21.91 lb	**155.840** 6.1354	SPECIAL CHAMFER ON RIGHTFACE OD

¨These Maximum Fillet Radii will be cleared by the Cone or Cup Radii.
†Bore or O.D. shown are maximum dimensions. *See Remarks Column.

HM129800 SERIES CONTINUED ON NEXT PAGE

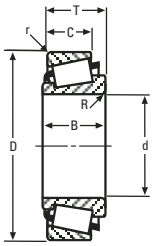

SINGLE ROW

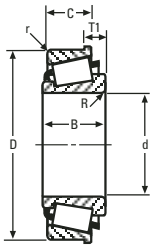

SINGLE ROW WITH FLANGE

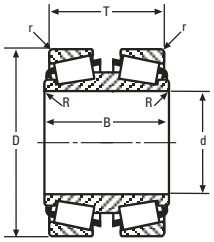

DOUBLE CONE

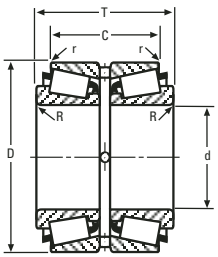

DOUBLE CUP

6

CONE Number	CONE BORE d	CONE WIDTH B	Max Shaft Fillet Radii R ¨	Weight	CUP Number	CUP OUTSIDE DIA D	CUP WIDTH C	Max Hs'ng Fillet Radii r ¨	Weight	BEARING WIDTH T	Remarks
HM129800 Series (cont)											
***HM129848XX**	**144.450** 5.6870	**58.738** 2.3125	**1.5** .06	**9.35 kg** 20.62 lb	***HM129814D**	**220.662** 8.6875	**163.510** 6.4374	**-** -	**9.85 kg** 21.71 lb	**155.840** 6.1354	HM129814D : GROOVE IN OD CENTER HOLES IN OD CENTER
					***HM129814YD**	**220.650** 8.6870	**136.525** 5.3750	**.8** .03	**9.22 kg** 20.34 lb	**155.576** 6.1250	HM129814XD : GROOVE IN OD CENTER
					***HM129814XD**	**220.662** 8.6875	**163.510** 6.4374	**1.0** .04	**9.71 kg** 21.41 lb	**155.840** 6.1354	HM129814XDXX : MADE FROM VACUUM MELT STEEL
					***HM129815YD**	**220.662** 8.6875	**163.510** 6.4374	**-** -	**9.22 kg** 20.34 lb	**155.840** 6.1354	HM129814YD : HOLES IN OD CENTER HM129815YD : HOLES IN OD CENTER
130000 Series											EE130850DW: KEYWAY IN ID
EE130787	**200.025** 7.8750	**69.850** 2.7500	**6.8** .27	**20.83 kg** 45.93 lb	***131398D**	**354.950** 13.9744	**109.952** 4.3288	**1.5** .06	**6.87 kg** 15.14 lb	**152.270** 5.9949	NA130858T: REVERSE TAPERED BORE
EE130851	**215.900** 8.5000	**69.850** 2.7500	**6.8** .27	**17.99 kg** 39.66 lb	**131400**	**355.600** 14.0000	**49.212** 1.9375	**1.5** .06	**7.38 kg** 16.28 lb	**69.850** 2.7500	NA130906T: TAPERED BORE
EE130889	**225.425** 8.8750	**69.850** 2.7500	**6.8** .27	**16.18 kg** 35.67 lb	***131400DA**	**355.600** 14.0000	**111.125** 4.3750	**.8** .03	**17.07 kg** 37.64 lb	**152.400** 6.0000	EE130926TD: ASYMMETRICAL BEARING TAPERED BORE
EE130902	**228.600** 9.0000	**69.850** 2.7500	**6.8** .27	**15.56 kg** 34.30 lb	***131401CD**	**355.600** 14.0000	**111.125** 4.3750	**1.5** .06	**16.36 kg** 36.07 lb	**152.400** 6.0000	
					***131402D**	**355.600** 14.0000	**117.475** 4.6250	**.8** .03	**17.78 kg** 39.20 lb	**158.751** 6.2500	EE130927TD: ASYMMETRICAL BEARING TAPERED BORE
					***131500DA**	**381.000** 15.0000	**111.125** 4.3750	**1.5** .06	**28.24 kg** 62.26 lb	**152.400** 6.0000	131398D : GROOVE IN OD CENTER HOLES IN OD CENTER
EE130850D	**215.900** 8.5000	**120.650** 4.7500	**1.5** .06	**39.45 kg** 86.98 lb	**131400**	**355.600** 14.0000	**49.212** 1.9375	**1.5** .06	**7.38 kg** 16.28 lb	**120.651** 4.7500	131400DA : HOLES IN OD CENTER
***EE130850DW**	**215.900** 8.5000	**120.650** 4.7500	**1.5** .06	**39.45 kg** 86.98 lb							131401CD : GROOVE IN OD CENTER HOLES IN OD CENTER
EE130887D	**225.425** 8.8750	**120.650** 4.7500	**5.5** .22	**36.46 kg** 80.40 lb							131402D : GROOVE IN OD CENTER HOLES IN OD CENTER
EE130900D	**228.600** 9.0000	**120.650** 4.7500	**1.5** .06	**35.24 kg** 77.71 lb							
EE130901D	**228.600** 9.0000	**120.650** 4.7500	**5.5** .22	**35.24 kg** 77.71 lb							131500DA : HOLES IN OD CENTER SPECIAL RADIUS ON LEFTFACE OD SPECIAL RADIUS ON RIGHTFACE OD
EE130904D	**228.600** 9.0000	**127.000** 5.0000	**1.5** .06	**35.72 kg** 78.77 lb							
***NA130858T**	**224.003** 8.8190	**73.025** 2.8750	**6.4** .25	**-** -	***131398D**	**354.950** 13.9744	**109.952** 4.3288	**1.5** .06	**6.87 kg** 15.14 lb	**146.050** 5.7500	
NA130902	**228.600** 9.0000	**73.025** 2.8750	**6.4** .25	**-** -	***131400DA**	**355.600** 14.0000	**111.125** 4.3750	**.8** .03	**17.07 kg** 37.64 lb	**146.050** 5.7500	
***NA130906T**	**230.104** 9.0592	**73.025** 2.8750	**6.4** .25	**-** -	***131401CD**	**355.600** 14.0000	**111.125** 4.3750	**1.5** .06	**16.36 kg** 36.07 lb	**146.050** 5.7500	
					***131402D**	**355.600** 14.0000	**117.475** 4.6250	**.8** .03	**17.78 kg** 39.20 lb	**146.050** 5.7500	
					***131500DA**	**381.000** 15.0000	**111.125** 4.3750	**1.5** .06	**28.24 kg** 62.26 lb	**146.050** 5.7500	
EE130888D	**225.425** 8.8750	**165.100** 6.5000	**8.0** .31	**44.95 kg** 99.12 lb	EE130888D and grouped cones may be paired with all single cups corresponding to EE130850D and will require 44.450 mm (1.7500 in) to be added to the T-width values.						
EE130903D	**228.600** 9.0000	**165.100** 6.5000	**8.0** .31	**43.17 kg** 95.19 lb							
***EE130926TD**	**234.950** 9.2500	**165.100** 6.5000	**1.5** .06	**44.31 kg** 97.71 lb							
NA130907	**229.974** 9.0541	**72.184** 2.8419	**6.4** .25	**-** -	NA130907 may be paired with all double cups corresponding to NA130858T and will require -1.681 mm (-.0662 in) to be added to the T-width values.						
***EE130927TD**	**234.950** 9.2500	**184.150** 7.2500	**1.5** .06	**46.97 kg** 103.56 lb	EE130927TD may be paired with all single cups corresponding to EE130850D and will require 63.500 mm (2.5000 in) to be added to the T-width values.						

132000 SERIES CONTINUED ON NEXT PAGE

¨These Maximum Fillet Radii will be cleared by the Cone or Cup Radii.
†Bore or O.D. shown are maximum dimensions. *See Remarks Column.

CONE Number	CONE BORE d	CONE WIDTH B	Max Shaft Fillet Radii R ¨	Weight	CUP Number	CUP OUTSIDE DIA D	CUP WIDTH C	Max Hs'ng Fillet Radii r ¨	Weight	BEARING WIDTH T	Remarks
132000 Series											EE132082D: EXTENDED SMALL RIB
EE132081D	**203.200** 8.0000	**95.250** 3.7500	**3.3** .13	**22.42 kg** 49.43 lb	**132125**	**317.500** 12.5000	**34.925** 1.3750	**3.3** .13	**4.13 kg** 9.11 lb	**95.250** 3.7500	132126D : GROOVE IN OD CENTER HOLES IN OD CENTER
***EE132082D**	**203.200** 8.0000	**101.600** 4.0000	**3.3** .13	**22.79 kg** 50.24 lb	**132127**	**319.088** 12.5625	**34.925** 1.3750	**3.3** .13	**4.35 kg** 9.59 lb	**95.250** 3.7500	132126DC : HOLES IN OD CENTER
EE132083	**203.200** 8.0000	**53.975** 2.1250	**4.0** .16	**9.81 kg** 21.63 lb	**132125**	**317.500** 12.5000	**34.925** 1.3750	**3.3** .13	**4.13 kg** 9.11 lb	**53.975** 2.1250	
EE132084	**206.375** 8.1250	**53.975** 2.1250	**4.0** .16	**9.38 kg** 20.68 lb	***132126DC**	**317.500** 12.5000	**88.900** 3.5000	**1.5** .06	**13.42 kg** 29.60 lb	**127.000** 5.0000	
					***132126D**	**317.500** 12.5000	**88.900** 3.5000	**1.5** .06	**13.42 kg** 29.60 lb	**127.000** 5.0000	
					132127	**319.088** 12.5625	**34.925** 1.3750	**3.3** .13	**4.35 kg** 9.59 lb	**53.975** 2.1250	
NA132083	**203.200** 8.0000	**60.325** 2.3750	**6.4** .25	**-** -	***132126DC**	**317.500** 12.5000	**88.900** 3.5000	**1.5** .06	**13.42 kg** 29.60 lb	**120.650** 4.7500	
					***132126D**	**317.500** 12.5000	**88.900** 3.5000	**1.5** .06	**13.42 kg** 29.60 lb	**120.650** 4.7500	
133000 Series											
EE133136D	**343.052** 13.5060	**120.650** 4.7500	**1.5** .06	**41.16 kg** 90.75 lb	**133180**	**457.098** 17.9960	**47.625** 1.8750	**3.3** .13	**8.91 kg** 19.65 lb	**120.650** 4.7500	
EE133137D	**346.075** 13.6250	**120.650** 4.7500	**1.5** .06	**39.61 kg** 87.34 lb							
HM133400 Series											HM133436H: MADE FROM VACUUM MELT STEEL
HM133432	**144.450** 5.6870	**69.850** 2.7500	**1.5** .06	**9.63 kg** 21.24 lb	***HM133413YDA**	**249.872** 9.8375	**160.000** 6.2992	**-** -	**11.91 kg** 26.26 lb	**153.764** 6.0537	HM133413XD : SPECIAL CHAMFER ON LEFTFACE OD SPECIAL CHAMFER ON RIGHTFACE OD
HM133436	**149.967** 5.9042	**69.850** 2.7500	**3.0** .12	**8.92 kg** 19.68 lb	***HM133413YD**	**249.872** 9.8375	**160.000** 6.2992	**1.3** .05	**11.91 kg** 26.26 lb	**153.764** 6.0537	
***HM133436H**	**149.967** 5.9042	**69.850** 2.7500	**3.0** .12	**8.94 kg** 19.71 lb	***HM133413YDC**	**249.872** 9.8375	**160.000** 6.2992	**1.3** .05	**11.54 kg** 25.46 lb	**153.764** 6.0537	HM133413YD : HOLES IN OD CENTER SPECIAL CHAMFER ON LEFTFACE OD SPECIAL CHAMFER ON RIGHTFACE OD
HM133436XH	**149.967** 5.9042	**69.850** 2.7500	**3.0** .12	**8.92 kg** 19.68 lb	***HM133413YDV**	**249.872** 9.8375	**160.000** 6.2992	**spcl.** spcl.	**11.29 kg** 24.89 lb	**153.764** 6.0537	
HM133444	**157.150** 6.1870	**69.850** 2.7500	**1.5** .06	**7.99 kg** 17.62 lb	***HM133413XD**	**249.872** 9.8375	**160.000** 6.2992	**1.3** .05	**11.98 kg** 26.42 lb	**153.764** 6.0537	HM133413YDA : HOLES IN OD CENTER
HM133448	**160.000** 6.2992	**69.850** 2.7500	**1.5** .06	**7.60 kg** 16.77 lb	***HM133414YDX**	**249.872** 9.8375	**185.000** 7.2835	**1.3** .05	**14.09 kg** 31.07 lb	**178.650** 7.0335	HM133413YDC : HOLES IN OD CENTER SPECIAL CHAMFER ON LEFTFACE OD SPECIAL CHAMFER ON RIGHTFACE OD
†JHM133449	**160.000** 6.2992	**69.850** 2.7500	**1.5** .06	**7.60 kg** 16.77 lb	***HM133414YD**	**249.872** 9.8375	**185.000** 7.2835	**1.3** .05	**14.10 kg** 31.10 lb	**178.765** 7.0380	
					***HM133414YDS**	**249.872** 9.8375	**185.000** 7.2835	**1.3** .05	**14.09 kg** 31.07 lb	**178.765** 7.0380	HM133413YDV : GROOVE IN OD CENTER HOLES IN OD CENTER SPECIAL RADIUS ON LEFT FACE OD SPECIAL RADIUS ON RIGHTFACE OD
					***HM133414YDV**	**249.872** 9.8375	**185.000** 7.2835	**1.3** .05	**14.09 kg** 31.07 lb	**178.765** 7.0380	
					***HM133415YD**	**252.412** 9.9375	**184.150** 7.2500	**1.3** .05	**14.11 kg** 31.11 lb	**177.914** 7.0045	HM133414YD : HOLES IN OD CENTER SPECIAL CHAMFER ON LEFTFACE OD SPECIAL CHAMFER ON RIGHTFACE OD
					***HM133416XD**	**252.412** 9.9375	**184.150** 7.2500	**1.3** .05	**15.45 kg** 34.07 lb	**177.914** 7.0045	
					***HM133416YD**	**252.412** 9.9375	**184.150** 7.2500	**1.3** .05	**14.02 kg** 30.90 lb	**177.914** 7.0045	
					HM133416	**252.412** 9.9375	**52.388** 2.0625	**3.3** .13	**4.30 kg** 9.48 lb	**63.500** 2.5000	HM133414YDS : HOLES IN OD CENTER MADE FROM VACUUM MELT STEEL SPECIAL CHAMFER ON LEFTFACE OD SPECIAL CHAMFER ON RIGHTFACE OD
					***HM133416D**	**252.412** 9.9375	**184.150** 7.2500	**1.3** .05	**13.36 kg** 29.45 lb	**177.914** 7.0045	
					†JHM133417	**255.000** 10.0394	**52.388** 2.0625	**3.3** .13	**4.72 kg** 10.41 lb	**63.500** 2.5000	HM133414YDV : HOLES IN OD CENTER MADE FROM VACUUM MELT STEEL SPECIAL CHAMFER ON LEFTFACE OD SPECIAL CHAMFER ON RIGHTFACE OD
					HM133420XD	**260.350** 10.2500	**177.800** 7.0000	**1.5** .06	**17.96 kg** 39.61 lb	**152.400** 6.0000	HM133414YDX : HOLES IN OD CENTER SPECIAL CHAMFER ON LEFTFACE OD SPECIAL CHAMFER ON RIGHTFACE OD

¨These Maximum Fillet Radii will be cleared by the Cone or Cup Radii.
†Bore or O.D. shown are maximum dimensions. *See Remarks Column.

HM133400 SERIES CONTINUED ON NEXT PAGE

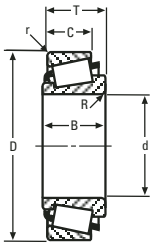

SINGLE ROW

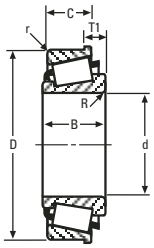

SINGLE ROW WITH FLANGE

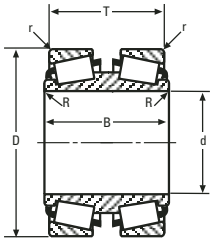

DOUBLE CONE

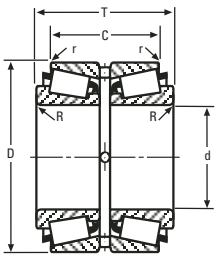

DOUBLE CUP

CONE Number	CONE BORE d	CONE WIDTH B	Max Shaft Fillet Radii R ¨	Weight	CUP Number	CUP OUTSIDE DIA D	CUP WIDTH C	Max Hs'ng Fillet Radii r ¨	Weight	BEARING WIDTH T	Remarks
HM133400 Series (cont)											HM133415YD : HOLES IN OD CENTER SPECIAL CHAMFER ON LEFTFACE OD SPECIAL CHAMFER ON RIGHTFACE OD HM133416D : GROOVE IN OD CENTER HOLES IN OD CENTER SPECIAL CHAMFER ON LEFTFACE OD SPECIAL CHAMFER ON RIGHTFACE OD HM133416XD : SPECIAL CHAMFER ON LEFTFACE OD SPECIAL CHAMFER ON RIGHTFACE OD HM133416YD : HOLES IN OD CENTER SPECIAL CHAMFER ON LEFTFACE OD SPECIAL CHAMFER ON RIGHTFACE OD
134000 Series											134144CD : GROOVE IN OD CENTER HOLES IN OD CENTER
EE134100	**254.000** 10.0000	**58.738** 2.3125	**6.4** .25	**12.80 kg** 28.21 lb	**134143**	**365.125** 14.3750	**42.862** 1.6875	**6.4** .25	**5.23 kg** 11.54 lb	**58.738** 2.3125	
EE134102	**260.350** 10.2500	**58.738** 2.3125	**6.4** .25	**11.61 kg** 25.61 lb	***134144CD**	**365.125** 14.3750	**98.425** 3.8750	**1.5** .06	**12.30 kg** 27.12 lb	**130.175** 5.1250	
					134145	**368.300** 14.5000	**42.862** 1.6875	**6.4** .25	**5.84 kg** 12.89 lb	**58.738** 2.3125	
EE134102D	**260.350** 10.2500	**107.950** 4.2500	**3.3** .13	**27.12 kg** 59.80 lb	**134143**	**365.125** 14.3750	**42.862** 1.6875	**6.4** .25	**5.23 kg** 11.54 lb	**107.950** 4.2500	
					134145	**368.300** 14.5000	**42.862** 1.6875	**6.4** .25	**5.84 kg** 12.89 lb	**107.950** 4.2500	
135000 Series											EE135111DGW: GROOVE IN ID
***EE135111DGW**	**279.400** 11.0000	**127.000** 5.0000	**1.5** .06	**37.64 kg** 82.99 lb	**135155**	**393.700** 15.5000	**50.800** 2.0000	**6.4** .25	**6.71 kg** 14.80 lb	**127.000** 5.0000	
EE135111DW	**279.400** 11.0000	**127.000** 5.0000	**1.5** .06	**37.69 kg** 83.11 lb							
HM136900 Series											HM136948V: MADE FROM VACUUM MELT STEEL HM136916D : GROOVE IN OD CENTER HOLES IN OD CENTER HM136916XDV : MADE FROM VACUUM MELT STEEL
HM136936	**157.150** 6.1870	**74.612** 2.9375	**1.5** .06	**25.23 kg** 55.63 lb	***HM136916XDV**	**276.225** 10.8750	**185.725** 7.3120	**-** -	**18.02 kg** 39.73 lb	**181.022** 7.1269	
HM136940	**165.087** 6.4995	**74.612** 2.9375	**1.5** .06	**22.88 kg** 50.46 lb	**HM136916XD**	**276.225** 10.8750	**185.725** 7.3120	**-** -	**18.02 kg** 39.73 lb	**181.022** 7.1269	
HM136948	**177.787** 6.9995	**74.612** 2.9375	**1.5** .06	**18.89 kg** 41.66 lb	***HM136916D**	**276.225** 10.8750	**185.725** 7.3120	**-** -	**17.12 kg** 37.74 lb	**181.022** 7.1269	
***HM136948V**	**177.787** 6.9995	**74.612** 2.9375	**1.5** .06	**18.81 kg** 41.48 lb							
138000 Series											
EE138131D	**330.302** 13.0040	**114.300** 4.5000	**1.5** .06	**36.49 kg** 80.46 lb	**138172**	**438.023** 17.2450	**47.625** 1.8750	**3.3** .13	**8.05 kg** 17.75 lb	**120.650** 4.7500	
140000 Series											141250D: NO SMALL RIB
***141250D**	**317.500** 12.5000	**195.250** 7.6870	**1.5** .06	**-** -	**142551**	**647.700** 25.5000	**85.725** 3.3750	**3.3** .13	**41.99 kg** 92.59 lb	**205.130** 8.0760	
EE141250D	**317.500** 12.5000	**195.250** 7.6870	**1.5** .06	**-** -	**142653**	**673.100** 26.5000	**95.250** 3.7500	**3.3** .13	**65.07 kg** 143.49 lb	**205.131** 8.0760	
EE141251D	**317.500** 12.5000	**195.250** 7.6870	**.8** .03	**-** -							
M144400 Series											M144443DGW: ASYMMETRICAL BEARING EXTENDED SMALL RIB GROOVE IN ID SHOULDER ON ID LEFTSIDE M144414X : SHOULDER ON OD BACKFACE
***M144443DGW**	**220.662** 8.6875	**120.366** 4.7388	**1.5** .06	**23.15 kg** 51.04 lb	***M144414X**	**314.325** 12.3750	**52.189** 2.0547	**1.5** .06	**3.94 kg** 8.69 lb	**122.767** 4.8334	

HH144600 SERIES CONTINUED ON NEXT PAGE

¨These Maximum Fillet Radii will be cleared by the Cone or Cup Radii.
†Bore or O.D. shown are maximum dimensions. *See Remarks Column.

CONE Number	CONE BORE d	CONE WIDTH B	Max Shaft Fillet Radii R ¨	Weight	CUP Number	CUP OUTSIDE DIA D	CUP WIDTH C	Max Hs'ng Fillet Radii r ¨	Weight	BEARING WIDTH T	Remarks
HH144600 Series											
HH144642	**200.025** 7.8750	**111.125** 4.3750	**6.4** .25	**40.44 kg** 89.18 lb	**HH144614**	**393.700** 15.5000	**84.138** 3.3125	**6.4** .25	**20.21 kg** 44.56 lb	**111.125** 4.3750	
147000 Series											147198D : GROOVE IN OD CENTER HOLES IN OD CENTER
EE147112	**285.750** 11.2500	**88.900** 3.5000	**6.4** .25	**-** -	***147198DC**	**501.650** 19.7500	**120.650** 4.7500	**3.3** .13	**43.89 kg** 96.79 lb	**203.200** 8.0000	
					***147198D**	**501.650** 19.7500	**120.650** 4.7500	**3.3** .13	**43.56 kg** 96.04 lb	**203.200** 8.0000	147198DC : HOLES IN OD CENTER
148000 Series											148220D : GROOVE IN OD CENTER HOLES IN OD CENTER
EE148122	**311.150** 12.2500	**82.550** 3.2500	**9.7** .38	**-** -	***148220D**	**558.800** 22.0000	**111.125** 4.3750	**3.3** .13	**71.61 kg** 157.90 lb	**190.500** 7.5000	
153000 Series											153103D : GROOVE IN OD CENTER HOLES IN OD CENTER
EE153044	**120.650** 4.7500	**82.550** 3.2500	**9.7** .38	**12.32 kg** 27.16 lb	**153100**	**254.000** 10.0000	**57.150** 2.2500	**6.4** .25	**5.87 kg** 12.94 lb	**77.788** 3.0625	
EE153049	**123.825** 4.8750	**82.550** 3.2500	**9.7** .38	**11.91 kg** 26.26 lb	**153101**	**258.763** 10.1875	**57.150** 2.2500	**6.4** .25	**6.72 kg** 14.82 lb	**77.788** 3.0625	
EE153050	**127.000** 5.0000	**82.550** 3.2500	**9.7** .38	**11.51 kg** 25.37 lb	**153102**	**260.350** 10.2500	**57.150** 2.2500	**6.4** .25	**7.01 kg** 15.46 lb	**77.788** 3.0625	
					***153103D**	**258.763** 10.1875	**136.525** 5.3750	**1.5** .06	**17.33 kg** 38.22 lb	**177.800** 7.0000	
EE153048D	**123.825** 4.8750	**171.450** 6.7500	**11.2** .44	**29.86 kg** 65.83 lb	**153100**	**254.000** 10.0000	**57.150** 2.2500	**6.4** .25	**5.87 kg** 12.94 lb	**161.925** 6.3750	
					153101	**258.763** 10.1875	**57.150** 2.2500	**6.4** .25	**6.72 kg** 14.82 lb	**161.925** 6.3750	
					153102	**260.350** 10.2500	**57.150** 2.2500	**6.4** .25	**7.01 kg** 15.46 lb	**161.925** 6.3750	
154000 Series											
EE154512	**130.000** 5.1181	**82.000** 3.2284	**10.0** .39	**12.23 kg** 26.97 lb	**154103**	**262.000** 10.3150	**58.000** 2.2835	**6.4** .25	**6.24 kg** 13.77 lb	**78.000** 3.0709	
157000 Series											
EE157337	**857.250** 33.7500	**111.125** 4.3750	**19.0** .75	**-** -	**157430**	**1092.200** 43.0000	**76.200** 3.0000	**6.4** .25	**70.52 kg** 155.50 lb	**120.650** 4.7500	
158000 Series											
EE158350	**889.000** 35.0000	**111.125** 4.3750	**19.0** .75	**-** -	**158442**	**1123.950** 44.2500	**76.200** 3.0000	**6.4** .25	**73.14 kg** 161.28 lb	**120.650** 4.7500	
HH159800 Series											HH159849E: EXTENDED SMALL RIB
***HH159849E**	**304.800** 12.0000	**188.000** 7.4016	**8.0** .31	**-** -	**HH159810**	**546.100** 21.5000	**128.064** 5.0419	**8.0** .31	**49.67 kg** 109.53 lb	**159.128** 6.2649	
160000 Series											161901CD : GROOVE IN OD CENTER HOLES IN OD CENTER
EE161300	**330.200** 13.0000	**55.562** 2.1875	**7.0** .28	**23.61 kg** 52.06 lb	**161850**	**469.900** 18.5000	**38.100** 1.5000	**6.4** .25	**5.85 kg** 12.90 lb	**60.325** 2.3750	
EE161363	**346.075** 13.6250	**55.562** 2.1875	**7.0** .28	**19.94 kg** 43.96 lb	**161900**	**482.600** 19.0000	**38.100** 1.5000	**6.4** .25	**8.68 kg** 19.13 lb	**60.325** 2.3750	
EE161394	**354.012** 13.9375	**55.562** 2.1875	**7.0** .28	**18.04 kg** 39.77 lb	***161901CD**	**482.600** 19.0000	**88.900** 3.5000	**1.5** .06	**20.55 kg** 45.30 lb	**133.350** 5.2500	
EE161400	**355.600** 14.0000	**55.562** 2.1875	**7.0** .28	**17.65 kg** 38.92 lb	**16192**	**488.950** 19.2500	**38.100** 1.5000	**6.4** .25	**10.12 kg** 22.30 lb	**60.325** 2.3750	
EE161362D	**346.075** 13.6250	**95.250** 3.7500	**1.5** .06	**41.25 kg** 90.96 lb	**161850**	**469.900** 18.5000	**38.100** 1.5000	**6.4** .25	**5.85 kg** 12.90 lb	**104.775** 4.1250	
EE161403D	**356.387** 14.0310	**101.600** 4.0000	**1.5** .06	**38.37 kg** 84.61 lb	**161900**	**482.600** 19.0000	**38.100** 1.5000	**6.4** .25	**8.68 kg** 19.13 lb	**104.775** 4.1250	
					161925	**488.950** 19.2500	**38.100** 1.5000	**6.4** .25	**10.12 kg** 22.30 lb	**104.775** 4.1250	
L163100 Series											L163149D: ASYMMETRICAL BEARING SHOULDER ON OD RIGHTFACE
L163149	**355.600** 14.0000	**60.325** 2.3750	**3.5** .14	**14.01 kg** 30.89 lb	**L163110**	**444.500** 17.5000	**47.625** 1.8750	**3.3** .13	**6.75 kg** 14.88 lb	**60.325** 2.3750	
					***L163110CD**	**444.500** 17.5000	**111.125** 4.3750	**1.5** .06	**17.27 kg** 38.09 lb	**136.524** 5.3750	L163110CD : GROOVE IN OD CENTER HOLES IN OD CENTER
					†JL163115	**460.000** 18.1102	**47.625** 1.8750	**3.5** .14	**10.97 kg** 24.19 lb	**60.325** 2.3750	

¨These Maximum Fillet Radii will be cleared by the Cone or Cup Radii.
†Bore or O.D. shown are maximum dimensions. *See Remarks Column.

L163100 SERIES CONTINUED ON NEXT PAGE

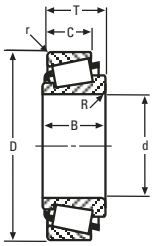

SINGLE ROW

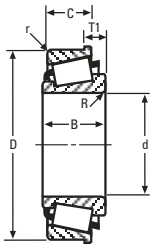

SINGLE ROW WITH FLANGE

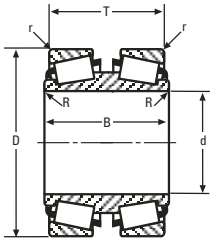

DOUBLE CONE

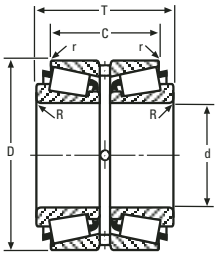

DOUBLE CUP

CONE Number	CONE BORE d	CONE WIDTH B	Max Shaft Fillet Radii R ¨	Weight	CUP Number	CUP OUTSIDE DIA D	CUP WIDTH C	Max Hs'ng Fillet Radii r ¨	Weight	BEARING WIDTH T	Remarks
L163100 Series (cont)											
***L163149D**	**355.600** 14.0000	**114.300** 4.5000	**1.5** .06	**34.42 kg** 75.89 lb	**L163110**	**444.500** 17.5000	**47.625** 1.8750	**3.3** .13	**6.75 kg** 14.88 lb	**112.712** 4.4375	
					†JL163115	**460.000** 18.1102	**47.625** 1.8750	**3.5** .14	**10.97 kg** 24.19 lb	**112.712** 4.4375	
†JL163142D	**340.000** 13.3858	**118.000** 4.6457	**3.5** .14	**42.41 kg** 93.51 lb	JL163142D may be paired with all single cups corresponding to L163149D and will require 5.651 mm (.2225 in) to be added to the T-width values.						
168000 Series											
EE168399	**1014.412** 39.9375	**101.600** 4.0000	**9.7** .38	**-** -	**168500V**	**1270.000** 50.0000	**66.675** 2.6250	**9.7** .38	**76.84 kg** 169.43 lb	**101.600** 4.0000	
EE168400	**1016.000** 40.0000	**101.600** 4.0000	**9.7** .38	**-** -	**168500**	**1270.000** 50.0000	**66.675** 2.6250	**9.7** .38	**76.84 kg** 169.43 lb	**101.600** 4.0000	
EE168400V	**1016.000** 40.0000	**101.600** 4.0000	**9.7** .38	**-** -							
LM169300 Series											LM169313W : SLOTS IN BACKFACE
LM169345DGW	**431.800** 17.0000	**168.275** 6.6250	**1.5** .06	**90.50 kg** 199.55 lb	***LM169313W**	**571.500** 22.5000	**66.675** 2.6250	**6.4** .25	**15.09 kg** 33.28 lb	**158.369** 6.2350	
					LM169313X	**571.500** 22.5000	**74.079** 2.9165	**-** -	**16.35 kg** 36.06 lb	**173.177** 6.8180	
170000 Series											171451CD : GROOVE IN OD CENTER HOLES IN OD CENTER
EE170950	**241.300** 9.5000	**50.800** 2.0000	**6.4** .25	**12.01 kg** 26.47 lb	**171400**	**355.600** 14.0000	**33.338** 1.3125	**3.3** .13	**3.82 kg** 8.42 lb	**50.800** 2.0000	
EE170975	**247.650** 9.7500	**50.800** 2.0000	**6.4** .25	**11.03 kg** 24.33 lb	**171436**	**365.049** 14.3720	**33.338** 1.3125	**3.3** .13	**5.21 kg** 11.49 lb	**50.800** 2.0000	
					171450	**368.300** 14.5000	**33.338** 1.3125	**3.3** .13	**5.70 kg** 12.57 lb	**50.800** 2.0000	
					***171451CD**	**368.300** 14.5000	**85.725** 3.3750	**1.5** .06	**14.73 kg** 32.48 lb	**120.650** 4.7500	
NA170950	**241.300** 9.5000	**60.325** 2.3750	**6.4** .25	**-** -	***171451CD**	**368.300** 14.5000	**85.725** 3.3750	**1.5** .06	**14.73 kg** 32.48 lb	**120.650** 4.7500	
EE171000D	**254.000** 10.0000	**92.862** 3.6560	**1.5** .06	**22.72 kg** 50.09 lb	**171400**	**355.600** 14.0000	**33.338** 1.3125	**3.3** .13	**3.82 kg** 8.42 lb	**92.710** 3.6500	
					171436	**365.049** 14.3720	**33.338** 1.3125	**3.3** .13	**5.21 kg** 11.49 lb	**92.710** 3.6500	
					171450	**368.300** 14.5000	**33.338** 1.3125	**3.3** .13	**5.70 kg** 12.57 lb	**92.710** 3.6500	
LM170400 Series											LM170447DGW: ASYMMETRICAL BEARING GROOVE IN ID SHOULDER ON ID RIGHTSIDE
***LM170447DGW**	**449.948** 17.7145	**184.000** 7.2441	**.0** .00	**109.46 kg** 241.35 lb	***LM170414W**	**594.949** 23.4232	**74.468** 2.9318	**6.0** .24	**19.27 kg** 42.49 lb	**177.079** 6.9716	
					***LM170414X**	**594.949** 23.4232	**78.900** 3.1063	**2.0** .08	**19.29 kg** 42.54 lb	**185.943** 7.3206	LM170414W : SLOTS IN BACKFACE LM170414X : SHOULDER ON OD BACKFACE
175000 Series											
EE175301	**762.000** 30.0000	**63.500** 2.5000	**3.3** .13	**38.75 kg** 85.45 lb	**175350**	**889.000** 35.0000	**50.800** 2.0000	**3.3** .13	**23.57 kg** 51.97 lb	**63.500** 2.5000	
EE175300	**762.000** 30.0000	**69.850** 2.7500	**3.3** .13	**42.19 kg** 93.03 lb	EE175300 may be paired with all single cups corresponding to EE175301 and will require 6.350 mm (.2500 in) to be added to the T-width values.						
180000 Series											181450D: NO SMALL RIB
***181450D**	**368.300** 14.5000	**146.050** 5.7500	**6.4** .25	**-** -	**182350**	**596.900** 23.5000	**60.325** 2.3750	**6.4** .25	**25.66 kg** 56.58 lb	**165.100** 6.5000	EE181454DW: KEYWAY IN ID
EE181454D	**368.300** 14.5000	**158.750** 6.2500	**6.4** .25	**-** -							182351D : GROOVE IN OD CENTER HOLES IN OD CENTER
***EE181454DW**	**368.300** 14.5000	**158.750** 6.2500	**6.4** .25	**-** -							182351DC : HOLES IN OD CENTER
EE181453	**368.300** 14.5000	**92.075** 3.6250	**9.7** .38	**-** -	**182350**	**596.900** 23.5000	**60.325** 2.3750	**6.4** .25	**25.66 kg** 56.58 lb	**95.250** 3.7500	
					***182351DC**	**596.900** 23.5000	**133.350** 5.2500	**2.3** .09	**59.18 kg** 130.49 lb	**203.200** 8.0000	
					***182351D**	**596.900** 23.5000	**133.350** 5.2500	**2.3** .09	**59.18 kg** 130.49 lb	**203.200** 8.0000	

L183400 SERIES CONTINUED ON NEXT PAGE

¨These Maximum Fillet Radii will be cleared by the Cone or Cup Radii.
†Bore or O.D. shown are maximum dimensions. *See Remarks Column.

CONE Number	CONE BORE d	CONE WIDTH B	Max Shaft Fillet Radii R ¨	Weight	CUP Number	CUP OUTSIDE DIA D	CUP WIDTH C	Max Hs'ng Fillet Radii r ¨	Weight	BEARING WIDTH T	Remarks
L183400 Series											
L183448	**759.925** 29.9183	**88.900** 3.5000	**3.3** .13	**65.52 kg** 144.48 lb	**L183410**	**889.000** 35.0000	**72.000** 2.8346	**3.3** .13	**24.45 kg** 53.90 lb	**88.900** 3.5000	
L183449	**762.000** 30.0000	**88.900** 3.5000	**3.3** .13	**63.80 kg** 140.68 lb							
188000 Series											188621 : SHOULDER ON OD BACKFACE
EE188530	**1346.200** 53.0000	**98.425** 3.8750	**9.7** .38	**-** -	***188621**	**1574.800** 62.0000	**66.675** 2.6250	**1.5** .06	**78.72 kg** 173.57 lb	**98.425** 3.8750	SPECIAL RADIUS ON BACKFACE OD
192000 Series											EE192155W: KEYWAY IN ID
EE192148	**377.825** 14.8750	**58.738** 2.3125	**6.4** .25	**21.13 kg** 46.58 lb	**192200**	**508.000** 20.0000	**38.100** 1.5000	**3.3** .13	**9.34 kg** 20.59 lb	**63.500** 2.5000	192201CD : GROOVE IN OD CENTER
EE192150	**381.000** 15.0000	**58.738** 2.3125	**6.4** .25	**20.26 kg** 44.66 lb	***192201CD**	**508.000** 20.0000	**88.900** 3.5000	**1.5** .06	**22.63 kg** 49.90 lb	**139.700** 5.5000	HOLES IN OD CENTER
***EE192155W**	**377.825** 14.8750	**58.738** 2.3125	**6.4** .25	**20.29 kg** 44.73 lb							
195000 Series											
EE195500X	**127.000** 5.0000	**67.335** 2.6510	**4.8** .19	**16.62 kg** 36.65 lb	**195116X**	**295.275** 11.6250	**50.800** 2.0000	**4.8** .19	**10.23 kg** 22.55 lb	**82.550** 3.2500	
197000 Series											
EE197045	**114.300** 4.5000	**74.612** 2.9375	**3.3** .13	**11.70 kg** 25.80 lb	**197100**	**254.000** 10.0000	**49.212** 1.9375	**6.4** .25	**6.49 kg** 14.30 lb	**77.787** 3.0625	
200000 Series											
EE201250	**317.500** 12.5000	**65.088** 2.5625	**6.8** .27	**21.43 kg** 47.25 lb	**201800**	**457.200** 18.0000	**42.862** 1.6875	**6.8** .27	**9.18 kg** 20.25 lb	**66.675** 2.6250	
M201000 Series											
M201047	**39.688** 1.5625	**22.098** .8700	**.8** .03	**.26 kg** .58 lb	**M201011**	**73.025** 2.8750	**21.336** .8400	**2.3** .09	**.17 kg** .36 lb	**25.654** 1.0100	
M201047-S	**39.688** 1.5625	**22.098** .8700	**.8** .03	**.26 kg** .58 lb							
203000 Series											203190-B : FLANGE ON OD FRONTFACE,
EE203130	**330.200** 13.0000	**63.500** 2.5000	**6.8** .27	**26.12 kg** 57.58 lb	***203190-B**	**482.600** 19.0000	**44.450** 1.7500	**6.8** .27	**11.13 kg** 24.55 lb	**36.513** 1.4375	BEARING WIDTH IS T1 DIMENSION
EE203136	**346.075** 13.6250	**63.500** 2.5000	**6.8** .27	**21.92 kg** 48.33 lb	**203190**	**482.600** 19.0000	**44.450** 1.7500	**6.8** .27	**9.58 kg** 21.13 lb	**66.675** 2.6250	
EE203137	**346.075** 13.6250	**63.500** 2.5000	**12.7** .50	**21.42 kg** 47.23 lb							
204000 Series											EE204135DW: KEYWAY IN ID
***EE204135DW**	**342.900** 13.5000	**127.000** 5.0000	**1.5** .06	**58.43 kg** 128.84 lb	**204190**	**482.600** 19.0000	**53.183** 2.0938	**3.3** .13	**11.04 kg** 24.35 lb	**131.766** 5.1876	
EE204140D	**355.600** 14.0000	**127.000** 5.0000	**1.5** .06	**50.89 kg** 112.22 lb							
HM204000 Series											HM204043: FRONTFACE CHAMFER
***HM204043**	**39.987** 1.5743	**32.000** 1.2598	**1.0** .04	**.73 kg** 1.61 lb	**HM204010**	**90.975** 3.5817	**26.500** 1.0433	**3.5** .14	**.30 kg** .67 lb	**32.000** 1.2598	HM204049: FRONTFACE CHAMFER
***HM204049**	**45.987** 1.8105	**32.000** 1.2598	**3.5** .14	**.62 kg** 1.36 lb	***HM204010W**	**90.975** 3.5817	**26.500** 1.0433	**3.5** .14	**.30 kg** .67 lb	**32.000** 1.2598	HM204010W : KEYWAY IN OD BACKFACE
M205100 Series											JM205149V: MADE FROM SPECIAL STEEL
†JM205149	**50.000** 1.9685	**28.000** 1.1024	**3.0** .12	**.51 kg** 1.12 lb	**†JM205110**	**90.000** 3.5433	**23.000** .9055	**2.5** .10	**.24 kg** .53 lb	**28.000** 1.1024	JM205110V : MADE FROM SPECIAL STEEL
†JM205149A	**50.000** 1.9685	**28.000** 1.1024	**5.0** .20	**.50 kg** 1.11 lb	**†JM205110A**	**90.000** 3.5433	**23.000** .9055	**.8** .03	**.24 kg** .53 lb	**28.000** 1.1024	
†JM205149AS	**50.000** 1.9685	**28.000** 1.1024	**2.5** .10	**.51 kg** 1.12 lb	***†JM205110V**	**90.000** 3.5433	**23.000** .9055	**2.5** .10	**.24 kg** .53 lb	**28.000** 1.1024	
***†JM205149V**	**50.000** 1.9685	**28.000** 1.1024	**3.0** .12	**.50 kg** 1.09 lb							
LL205400 Series											LL205410-B : FLANGE ON OD FRONTFACE,
LL205442	**46.038** 1.8125	**12.700** .5000	**1.5** .06	**.18 kg** .40 lb	***LL205410-B**	**77.788** 3.0625	**9.525** .3750	**1.5** .06	**.07 kg** .16 lb	**5.969** .2350	BEARING WIDTH IS T1 DIMENSION
LL205449	**50.800** 2.0000	**12.700** .5000	**1.5** .06	**.14 kg** .32 lb	**LL205410**	**77.788** 3.0625	**9.525** .3750	**1.5** .06	**.06 kg** .13 lb	**12.700** .5000	SPECIAL RADIUS ON BACKFACE OD
LL205449A	**50.800** 2.0000	**12.700** .5000	**3.0** .12	**.14 kg** .32 lb							
LL205449AA	**50.800** 2.0000	**12.700** .5000	**3.5** .14	**.14 kg** .31 lb							

¨These Maximum Fillet Radii will be cleared by the Cone or Cup Radii.
†Bore or O.D. shown are maximum dimensions. *See Remarks Column.

M20700 SERIES CONTINUED ON NEXT PAGE

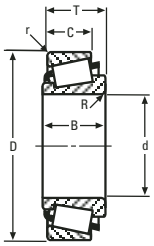

SINGLE ROW

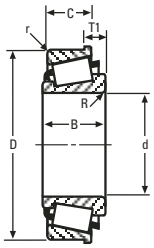

SINGLE ROW WITH FLANGE

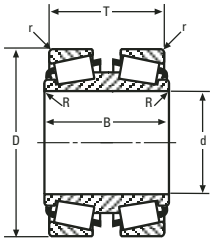

DOUBLE CONE

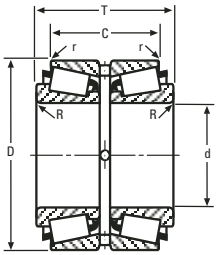

DOUBLE CUP

CONE Number	CONE BORE d	CONE WIDTH B	Max Shaft Fillet Radii R ¨	Weight	CUP Number	CUP OUTSIDE DIA D	CUP WIDTH C	Max Hs'ng Fillet Radii r ¨	Weight	BEARING WIDTH T	Remarks
M207000 Series											
†JM207049	**55.000** 2.1654	**29.000** 1.1417	**1.5** .06	**.59 kg** 1.29 lb	**†JM207010**	**95.000** 3.7402	**23.500** .9252	**2.5** .10	**.25 kg** .56 lb	**29.000** 1.1417	
†JM207049A	**55.000** 2.1654	**29.000** 1.1417	**6.0** .24	**.56 kg** 1.24 lb	**†JM207010A**	**95.000** 3.7402	**24.500** .9646	**2.0** .08	**.28 kg** .62 lb	**30.000** 1.1811	
210000 Series											
EE210700D	**177.800** 7.0000	**107.950** 4.2500	**1.5** .06	**33.46 kg** 73.78 lb	**211300**	**330.200** 13.0000	**42.862** 1.6875	**3.3** .13	**6.68 kg** 14.72 lb	**111.125** 4.3750	
EE210750D	**190.500** 7.5000	**107.950** 4.2500	**3.3** .13	**30.35 kg** 66.92 lb							
EE210752D	**190.500** 7.5000	**114.300** 4.5000	**3.3** .13	**30.75 kg** 67.81 lb							
EE210753	**190.500** 7.5000	**61.912** 2.4375	**7.0** .28	**13.17 kg** 29.03 lb	**211300**	**330.200** 13.0000	**42.862** 1.6875	**3.3** .13	**6.68 kg** 14.72 lb	**63.500** 2.5000	
					211301XD	**330.200** 13.0000	**98.425** 3.8750	**1.5** .06	**16.22 kg** 35.77 lb	**139.700** 5.5000	
H211700 Series											
†JH211749	**65.000** 2.5591	**38.500** 1.5157	**3.0** .12	**1.25 kg** 2.76 lb	**†JH211710**	**120.000** 4.7244	**32.000** 1.2598	**2.5** .10	**.61 kg** 1.36 lb	**39.000** 1.5354	
†JH211749A	**65.000** 2.5591	**38.500** 1.5157	**7.0** .28	**1.22 kg** 2.68 lb							
†JH211749E	**65.000** 2.5591	**44.000** 1.7323	**3.0** .12	**1.74 kg** 3.84 lb	JH211749E may be paired with all single cups corresponding to JH211749 and will require 1.000 mm (.0394 in) to be added to the T-width values.						
HM212000 Series											HM212049V: MADE FROM VACUUM MELT STEEL HM212011V : MADE FROM VACUUM MELT STEEL
HM212044	**60.325** 2.3750	**38.354** 1.5100	**8.0** .31	**1.45 kg** 3.19 lb	**HM212010**	**122.238** 4.8125	**29.718** 1.1700	**1.5** .06	**.60 kg** 1.32 lb	**38.100** 1.5000	
HM212046	**63.500** 2.5000	**38.354** 1.5100	**3.5** .14	**1.37 kg** 3.02 lb	**HM212011**	**122.238** 4.8125	**29.718** 1.1700	**3.3** .13	**.60 kg** 1.32 lb	**38.100** 1.5000	
HM212046C	**63.500** 2.5000	**38.354** 1.5100	**3.5** .14	**1.37 kg** 3.02 lb	***HM212011V**	**122.238** 4.8125	**29.718** 1.1700	**3.3** .13	**.59 kg** 1.29 lb	**38.100** 1.5000	
HM212047	**63.500** 2.5000	**38.354** 1.5100	**7.0** .28	**1.36 kg** 2.99 lb							
HM212049	**66.675** 2.6250	**38.354** 1.5100	**3.5** .14	**1.27 kg** 2.80 lb							
HM212049A	**66.675** 2.6250	**38.354** 1.5100	**5.5** .22	**1.26 kg** 2.79 lb							
***HM212049V**	**66.675** 2.6250	**38.354** 1.5100	**3.5** .14	**1.27 kg** 2.80 lb							
HM212049X	**66.675** 2.6250	**38.354** 1.5100	**7.0** .28	**1.26 kg** 2.77 lb							
H212700 Series											
H212749	**65.987** 2.5979	**41.500** 1.6339	**7.0** .28	**1.46 kg** 3.21 lb	**H212710**	**123.975** 4.8809	**34.000** 1.3386	**3.5** .14	**.67 kg** 1.47 lb	**41.500** 1.6339	
213000 Series											
EE213362	**92.075** 3.6250	**73.025** 2.8750	**9.7** .38	**7.88 kg** 17.37 lb	**213843**	**214.312** 8.4375	**53.975** 2.1250	**6.4** .25	**4.45 kg** 9.81 lb	**73.025** 2.8750	
215000 Series											EE215040: EXTENDED LARGE RIB
***EE215040**	**101.600** 4.0000	**73.025** 2.8750	**6.4** .25	**10.44 kg** 23.03 lb	**215096**	**250.825** 9.8750	**50.800** 2.0000	**3.3** .13	**6.90 kg** 15.22 lb	**76.200** 3.0000	
					215098	**250.825** 9.8750	**50.800** 2.0000	**6.4** .25	**6.81 kg** 15.02 lb	**76.200** 3.0000	
HM215200 Series											
HM215249	**75.987** 2.9916	**39.000** 1.5354	**7.0** .28	**1.46 kg** 3.21 lb	**HM215210**	**131.976** 5.1959	**32.000** 1.2598	**3.5** .14	**.65 kg** 1.44 lb	**39.000** 1.5354	
217000 Series											
EE217056	**146.050** 5.7500	**73.025** 2.8750	**6.4** .25	**12.91 kg** 28.46 lb	**217112**	**285.750** 11.2500	**55.562** 2.1875	**6.4** .25	**7.36 kg** 16.22 lb	**76.200** 3.0000	
EE217060	**152.400** 6.0000	**73.025** 2.8750	**1.5** .06	**12.05 kg** 26.58 lb							
EE217062X	**158.750** 6.2500	**73.025** 2.8750	**13.5** .53	**11.48 kg** 25.32 lb							
EE217064	**146.050** 5.7500	**73.025** 2.8750	**1.3** .05	**12.91 kg** 28.46 lb							

217000 SERIES CONTINUED ON NEXT PAGE

¨These Maximum Fillet Radii will be cleared by the Cone or Cup Radii.
†Bore or O.D. shown are maximum dimensions. *See Remarks Column.

CONE Number	CONE BORE d	CONE WIDTH B	Max Shaft Fillet Radii R ¨	Weight	CUP Number	CUP OUTSIDE DIA D	CUP WIDTH C	Max Hs'ng Fillet Radii r ¨	Weight	BEARING WIDTH T	Remarks
217000 Series (cont)											
EE217063D	**158.750** 6.2500	**125.412** 4.9375	**3.2** .13	**28.16 kg** 62.09 lb	**217112**	**285.750** 11.2500	**55.562** 2.1875	**6.4** .25	**7.36 kg** 16.22 lb	**128.588** 5.0625	
H217200 Series											
†JH217249	**85.000** 3.3465	**46.000** 1.8110	**3.0** .12	**2.28 kg** 5.03 lb	**†JH217210**	**150.000** 5.9055	**38.000** 1.4961	**2.5** .10	**1.08 kg** 2.37 lb	**46.000** 1.8110	
L217800 Series											L217845D: SHOULDER ON OD RIGHTFACE
***L217845D**	**85.725** 3.3750	**44.450** 1.7500	**.8** .03	**1.44 kg** 3.19 lb	**L217810**	**123.825** 4.8750	**16.670** .6563	**1.5** .06	**.24 kg** .52 lb	**41.277** 1.6251	L217849DA: ASYMMETRICAL BEARING
***L217849DA**	**88.900** 3.5000	**48.420** 1.9063	**1.5** .06	**1.36 kg** 2.99 lb	***L217813-BR**	**127.000** 5.0000	**19.050** .7500	**1.5** .06	**.36 kg** .80 lb	**41.277** 1.6251	L217810D : GROOVE IN OD CENTER HOLES IN OD CENTER
					L217813	**127.000** 5.0000	**19.050** .7500	**1.5** .06	**.35 kg** .76 lb	**41.277** 1.6251	L217810DC : HOLES IN OD CENTER
L217847	**87.312** 3.4375	**20.638** .8125	**1.5** .06	**.54 kg** 1.19 lb	**L217810**	**123.825** 4.8750	**16.670** .6563	**1.5** .06	**.24 kg** .52 lb	**20.637** .8125	L217810DE : GROOVE IN OD CENTER HOLES IN OD CENTER
L217849	**88.900** 3.5000	**20.638** .8125	**1.5** .06	**.51 kg** 1.12 lb	***L217810DE**	**123.825** 4.8750	**53.975** 2.1250	**.8** .03	**.81 kg** 1.79 lb	**61.910** 2.4374	L217813-BR : GROOVE IN OD FRONTFACE
					***L217810DC**	**123.825** 4.8750	**42.862** 1.6875	**.8** .03	**.61 kg** 1.36 lb	**50.797** 1.9999	
					***L217810D**	**123.825** 4.8750	**42.862** 1.6875	**.8** .03	**.61 kg** 1.36 lb	**50.797** 1.9999	
					***L217813-BR**	**127.000** 5.0000	**19.050** .7500	**1.5** .06	**.36 kg** .80 lb	**20.637** .8125	
					L217813	**127.000** 5.0000	**19.050** .7500	**1.5** .06	**.35 kg** .76 lb	**20.637** .8125	
LL217800 Series											
LL217849	**88.900** 3.5000	**15.083** .5938	**1.5** .06	**.35 kg** .78 lb	**LL217810**	**121.442** 4.7812	**11.112** .4375	**1.5** .06	**.13 kg** .28 lb	**15.082** .5938	
HM218200 Series											
HM218238	**79.974** 3.1486	**40.000** 1.5748	**7.0** .28	**2.20 kg** 4.84 lb	**HM218210**	**146.975** 5.7864	**32.500** 1.2795	**3.5** .14	**.79 kg** 1.75 lb	**40.000** 1.5748	
HM218248	**89.974** 3.5423	**40.000** 1.5748	**7.0** .28	**1.77 kg** 3.91 lb	**HM218210P**	**146.975** 5.7864	**32.500** 1.2795	**3.5** .14	**.79 kg** 1.75 lb	**40.000** 1.5748	
HM218248-Z	**89.974** 3.5423	**40.000** 1.5748	**7.0** .28	**1.77 kg** 3.91 lb	**HM218215**	**152.400** 6.0000	**32.500** 1.2795	**3.3** .13	**1.12 kg** 2.47 lb	**40.000** 1.5748	
LM218900 Series											LM218911 : SHOULDER ON ID FRONTFACE
LM218948	**92.075** 3.6250	**29.370** 1.1563	**1.5** .06	**-** -	***LM218911**	**130.175** 5.1250	**26.988** 1.0625	**1.5** .06	**.49 kg** 1.09 lb	**28.575** 1.1250	
219000 Series											
EE219065	**165.100** 6.5000	**82.550** 3.2500	**6.4** .25	**17.25 kg** 38.03 lb	**219117**	**298.450** 11.7500	**63.500** 2.5000	**6.4** .25	**6.98 kg** 15.39 lb	**82.550** 3.2500	
EE219068	**174.625** 6.8750	**82.550** 3.2500	**6.4** .25	**15.60 kg** 34.40 lb	**219122**	**311.150** 12.2500	**63.500** 2.5000	**6.4** .25	**9.99 kg** 22.03 lb	**82.550** 3.2500	
220000 Series											EE220975DW: KEYWAY IN ID
***EE220975DW**	**247.650** 9.7500	**114.300** 4.5000	**1.5** .06	**46.98 kg** 103.60 lb	**221575**	**400.050** 15.7500	**46.038** 1.8125	**6.4** .25	**8.57 kg** 18.90 lb	**119.060** 4.6874	NA221027-SW: FRONTFACE CHAMFER SLOTS IN FRONTFACE
EE221025D	**260.350** 10.2500	**114.300** 4.5000	**6.4** .25	**42.43 kg** 93.57 lb							
EE221027D	**260.350** 10.2500	**120.650** 4.7500	**1.5** .06	**42.97 kg** 94.76 lb							EE221039TD: TAPERED BORE
											221575-B : FLANGE ON OD FRONTFACE, BEARING WIDTH IS T1 DIMENSION
EE221018	**258.763** 10.1875	**67.470** 2.6563	**9.7** .38	**19.24 kg** 42.43 lb	***221575-B**	**400.050** 15.7500	**46.038** 1.8125	**6.4** .25	**9.80 kg** 21.62 lb	**38.100** 1.5000	221576CD : GROOVE IN OD CENTER HOLES IN OD CENTER
EE221026	**260.350** 10.2500	**67.470** 2.6563	**9.7** .38	**18.90 kg** 41.68 lb	**221575**	**400.050** 15.7500	**46.038** 1.8125	**6.4** .25	**8.57 kg** 18.90 lb	**69.850** 2.7500	
					***221576CD**	**400.050** 15.7500	**107.950** 4.2500	**1.5** .06	**21.10 kg** 46.52 lb	**155.581** 6.1252	
NA221026	**260.350** 10.2500	**73.025** 2.8750	**6.4** .25	**-** -	***221576CD**	**400.050** 15.7500	**107.950** 4.2500	**1.5** .06	**21.10 kg** 46.52 lb	**146.050** 5.7500	
***NA221027-SW**	**260.350** 10.2500	**73.025** 2.8750	**6.4** .25	**-** -							
***EE221039TD**	**263.525** 10.3750	**192.088** 7.5625	**1.5** .06	**63.56 kg** 140.16 lb	EE221039TD may be paired with all single cups corresponding to EE220975DW and will require 77.788 mm (3.0625 in) to be added to the T-width values.						

¨These Maximum Fillet Radii will be cleared by the Cone or Cup Radii.
†Bore or O.D. shown are maximum dimensions. *See Remarks Column.

HM220100 SERIES CONTINUED ON NEXT PAGE

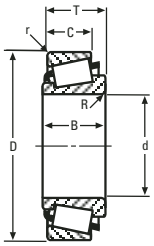

SINGLE ROW

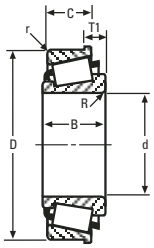

SINGLE ROW WITH FLANGE

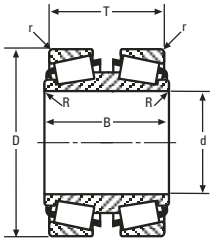

DOUBLE CONE

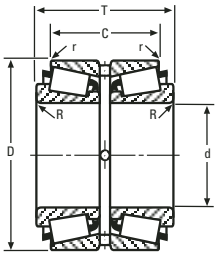

DOUBLE CUP

CONE Number	CONE BORE d	CONE WIDTH B	Max Shaft Fillet Radii R ¨	Weight	CUP Number	CUP OUTSIDE DIA D	CUP WIDTH C	Max Hs'ng Fillet Radii r ¨	Weight	BEARING WIDTH T	Remarks
HM220100 Series											HM220145: EXTENDED SMALL RIB
***HM220145**	**99.974** 3.9360	**52.500** 2.0669	**8.0** .31	**2.16 kg** 4.76 lb	**HM220110**	**156.975** 6.1801	**34.000** 1.3386	**3.5** .14	**.86 kg** 1.89 lb	**42.000** 1.6535	
HM220149	**99.974** 3.9360	**42.000** 1.6535	**8.0** .31	**1.96 kg** 4.33 lb	**HM220110-Z**	**156.975** 6.1801	**34.000** 1.3386	**3.5** .14	**.89 kg** 1.95 lb	**42.000** 1.6535	
HM220149-Z	**99.974** 3.9360	**42.000** 1.6535	**8.0** .31	**1.96 kg** 4.33 lb							
EH220700 Series											
EH220749	**95.250** 3.7500	**73.025** 2.8750	**3.3** .13	**7.19 kg** 15.85 lb	**EH220710**	**200.025** 7.8750	**58.738** 2.3125	**3.3** .13	**3.45 kg** 7.61 lb	**73.025** 2.8750	
HH221400 Series											HH221430V: MADE FROM VACUUM MELT STEEL JHH221437P: EXTENDED LARGE RIB HH221449NW: SLOTS IN FRONTFACE HH221449TD: ASYMMETRICAL BEARING REVERSE TAPERED BORE HH221449XX: MADE FROM VACUUM MELT STEEL HH221410-B : FLANGE ON OD FRONTFACE, BEARING WIDTH IS T1 DIMENSION HH221410D : GROOVE IN OD CENTER HOLES IN OD CENTER HH221410DC : HOLES IN OD CENTER HH221410XX : MADE FROM VACUUM MELT STEEL
HH221430	**76.200** 3.0000	**57.531** 2.2650	**3.5** .14	**6.65 kg** 14.66 lb	**HH221410**	**190.500** 7.5000	**46.038** 1.8125	**3.3** .13	**2.21 kg** 4.88 lb	**57.150** 2.2500	
***HH221430V**	**76.200** 3.0000	**57.531** 2.2650	**3.5** .14	**6.65 kg** 14.66 lb	***HH221410-B**	**190.500** 7.5000	**46.038** 1.8125	**3.3** .13	**2.48 kg** 5.46 lb	**22.225** .8750	
HH221431	**79.375** 3.1250	**57.531** 2.2650	**3.5** .14	**6.48 kg** 14.28 lb	***HH221410D**	**190.500** 7.5000	**104.775** 4.1250	**1.5** .06	**5.28 kg** 11.65 lb	**127.000** 5.0000	
HH221432	**87.312** 3.4375	**57.531** 2.2650	**8.0** .31	**5.95 kg** 13.12 lb	***HH221410DC**	**190.500** 7.5000	**104.775** 4.1250	**1.5** .06	**5.28 kg** 11.65 lb	**127.000** 5.0000	
HH221434	**88.900** 3.5000	**57.531** 2.2650	**8.0** .31	**5.85 kg** 12.90 lb	***HH221410XX**	**190.500** 7.5000	**46.038** 1.8125	**3.3** .13	**2.21 kg** 4.88 lb	**57.150** 2.2500	
†JHH221436	**90.000** 3.5433	**57.531** 2.2650	**8.0** .31	**5.78 kg** 12.74 lb	**HH221411**	**190.500** 7.5000	**46.038** 1.8125	**3.3** .13	**2.22 kg** 4.90 lb	**57.150** 2.2500	
HH221438	**92.075** 3.6250	**57.531** 2.2650	**8.0** .31	**5.64 kg** 12.45 lb	**†JHH221413**	**190.000** 7.4803	**46.038** 1.8125	**3.3** .13	**2.16 kg** 4.76 lb	**57.150** 2.2500	
HH221440	**95.250** 3.7500	**57.531** 2.2650	**8.0** .31	**5.43 kg** 11.98 lb	**†JHH221414P**	**190.000** 7.4803	**48.500** 1.9094	**3.0** .12	**2.35 kg** 5.19 lb	**59.544** 2.3443	
HH221442	**98.425** 3.8750	**57.531** 2.2650	**3.5** .14	**5.28 kg** 11.63 lb	**HH221416**	**200.025** 7.8750	**50.800** 2.0000	**3.3** .13	**3.72 kg** 8.19 lb	**61.912** 2.4375	
HH221447	**99.982** 3.9363	**57.531** 2.2650	**6.4** .25	**5.13 kg** 11.31 lb							
HH221449	**101.600** 4.0000	**57.531** 2.2650	**8.0** .31	**4.99 kg** 10.99 lb							
HH221449A	**101.600** 4.0000	**57.531** 2.2650	**3.5** .14	**5.05 kg** 11.14 lb							
***HH221449XX**	**101.600** 4.0000	**57.531** 2.2650	**8.0** .31	**4.99 kg** 10.99 lb							
HH221440D	**95.250** 3.7500	**127.000** 5.0000	**6.4** .25	**12.38 kg** 27.30 lb	**HH221410**	**190.500** 7.5000	**46.038** 1.8125	**3.3** .13	**2.21 kg** 4.88 lb	**117.475** 4.6250	
***HH221449TD**	**101.600** 4.0000	**127.000** 5.0000	**.8** .03	**12.22 kg** 26.95 lb	***HH221410XX**	**190.500** 7.5000	**46.038** 1.8125	**3.3** .13	**2.21 kg** 4.88 lb	**117.475** 4.6250	
					HH221411	**190.500** 7.5000	**46.038** 1.8125	**3.3** .13	**2.22 kg** 4.90 lb	**117.475** 4.6250	
					†JHH221413	**190.000** 7.4803	**46.038** 1.8125	**3.3** .13	**2.16 kg** 4.76 lb	**117.475** 4.6250	
					†JHH221414P	**190.000** 7.4803	**48.500** 1.9094	**3.0** .12	**2.35 kg** 5.19 lb	**122.240** 4.8126	
					HH221416	**200.025** 7.8750	**50.800** 2.0000	**3.3** .13	**3.72 kg** 8.19 lb	**127.000** 5.0000	
HH221449NA	**101.600** 4.0000	**63.500** 2.5000	**3.5** .14	**10.36 kg** 22.85 lb	***HH221410D**	**190.500** 7.5000	**104.775** 4.1250	**1.5** .06	**5.28 kg** 11.65 lb	**127.000** 5.0000	
					***HH221410DC**	**190.500** 7.5000	**104.775** 4.1250	**1.5** .06	**5.28 kg** 11.65 lb	**127.000** 5.0000	
					K326068	**260.350** 10.2500	**133.350** 5.2500	**3.3** .13	**31.27 kg** 68.95 lb	**127.000** 5.0000	
HH221435	**89.980** 3.5425	**63.924** 2.5167	**4.0** .16	**6.29 kg** 13.86 lb	HH221435 may be paired with all single cups corresponding to HH221430 and will require 6.469 mm (.2547 in) to be added to the T-width values. HH221435 may be paired with all double cups corresponding to HH221430 and will require 12.939 mm (.5094 in) to be added to the T-width values.						

HH221400 SERIES CONTINUED ON NEXT PAGE

¨These Maximum Fillet Radii will be cleared by the Cone or Cup Radii.
†Bore or O.D. shown are maximum dimensions. *See Remarks Column.

CONE Number	CONE BORE d	CONE WIDTH B	Max Shaft Fillet Radii R ¨	Weight	CUP Number	CUP OUTSIDE DIA D	CUP WIDTH C	Max Hs'ng Fillet Radii r ¨	Weight	BEARING WIDTH T	Remarks
HH221400 Series (cont)											
***†JHH221437P**	**90.000** 3.5433	**65.500** 2.5787	**4.0** .16	**6.43 kg** 14.17 lb	JHH221437P may be paired with all single cups corresponding to HH221430 and will require 7.968 mm (.3137 in) to be added to the T-width values. JHH221437P may be paired with all double cups corresponding to HH221430 and will require 15.936 mm (.6274 in) to be added to the T-width values.						
***HH221449NW**	**101.600** 4.0000	**68.262** 2.6875	**8.0** .31	**10.65 kg** 23.49 lb	***HH221410D**	**190.500** 7.5000	**104.775** 4.1250	**1.5** .06	**5.28 kg** 11.65 lb	**136.652** 5.3800	
					***HH221410DC**	**190.500** 7.5000	**104.775** 4.1250	**1.5** .06	**5.28 kg** 11.65 lb	**136.652** 5.3800	
H221600 Series											
***H221647NA**	**99.982** 3.9363	**59.926** 2.3593	**3.3** .13	**9.11 kg** 20.08 lb	**K426864**	**224.988** 8.8578	**117.000** 4.6063	**-** -	**16.08 kg** 35.45 lb	**119.852** 4.7186	H221647NA: FRONTFACE CHAMFER SHOULDER ON OD BACKFACE SLOTS IN FRONTFACE
***H221648NA**	**99.982** 3.9363	**59.926** 2.3593	**3.3** .13	**9.11 kg** 20.08 lb							H221648NA: FRONTFACE CHAMFER
***H221648NAV**	**99.982** 3.9363	**59.926** 2.3593	**3.3** .13	**9.11 kg** 20.08 lb							SHOULDER ON OD BACKFACE SLOTS IN FRONTFACE H221648NAV: FRONTFACE CHAMFER MADE FROM VACUUM MELT STEEL SHOULDER ON OD BACKFACE SLOTS IN FRONTFACE
222000 Series											222127CD : GROOVE IN OD CENTER HOLES IN OD CENTER
EE222070	**177.800** 7.0000	**85.725** 3.3750	**3.5** .14	**19.42 kg** 42.82 lb	**222126**	**319.964** 12.5970	**65.088** 2.5625	**4.8** .19	**9.37 kg** 20.66 lb	**88.900** 3.5000	
					***222127CD**	**320.675** 12.6250	**138.112** 5.4375	**1.5** .06	**19.81 kg** 43.68 lb	**185.738** 7.3125	
					222128	**320.675** 12.6250	**65.088** 2.5625	**4.8** .19	**9.55 kg** 21.06 lb	**88.900** 3.5000	
EE222074D	**187.325** 7.3750	**161.925** 6.3750	**3.3** .13	**42.73 kg** 94.23 lb	**222126**	**319.964** 12.5970	**65.088** 2.5625	**4.8** .19	**9.37 kg** 20.66 lb	**168.275** 6.6250	
					222128	**320.675** 12.6250	**65.088** 2.5625	**4.8** .19	**9.55 kg** 21.06 lb	**168.275** 6.6250	
NA222075	**187.325** 7.3750	**92.867** 3.6562	**5.5** .22	**-** -	***222127CD**	**320.675** 12.6250	**138.112** 5.4375	**1.5** .06	**19.81 kg** 43.68 lb	**185.735** 7.3124	
224000 Series											224199 : SHOULDER ON ID FRONTFACE
EE224115	**292.100** 11.5000	**107.950** 4.2500	**6.4** .25	**-** -	***224199**	**508.000** 20.0000	**91.283** 3.5938	**6.4** .25	**28.18 kg** 62.14 lb	**123.032** 4.8438	224205D : GROOVE IN OD CENTER HOLES IN OD CENTE
					224200	**508.000** 20.0000	**74.612** 2.9375	**3.3** .13	**24.67 kg** 54.40 lb	**106.362** 4.1875	
					224204	**520.700** 20.5000	**76.200** 3.0000	**6.4** .25	**31.29 kg** 68.98 lb	**107.950** 4.2500	224205DC : HOLES IN OD CENTER
					***224205DC**	**520.700** 20.5000	**165.100** 6.5000	**1.5** .06	**69.93 kg** 154.19 lb	**228.600** 9.0000	
					***224205D**	**520.700** 20.5000	**165.100** 6.5000	**1.5** .06	**69.93 kg** 154.19 lb	**228.600** 9.0000	
EE224124D	**314.325** 12.3750	**196.850** 7.7500	**1.3** .05	**-** -	***224199**	**508.000** 20.0000	**91.283** 3.5938	**6.4** .25	**28.18 kg** 62.14 lb	**187.324** 7.3750	
					224200	**508.000** 20.0000	**74.612** 2.9375	**3.3** .13	**24.67 kg** 54.40 lb	**187.324** 7.3750	
					224204	**520.700** 20.5000	**76.200** 3.0000	**6.4** .25	**31.29 kg** 68.98 lb	**190.500** 7.5000	
HH224300 Series											HH224335V: MADE FROM VACUUM MELT STEEL
HH224332	**98.425** 3.8750	**66.675** 2.6250	**3.5** .14	**8.85 kg** 19.50 lb	**HH224310**	**212.725** 8.3750	**53.975** 2.1250	**3.3** .13	**3.03 kg** 6.68 lb	**66.674** 2.6250	HH224346H: GROOVE IN OD FRONTFACE NO SMALL RIB SHOULDER ON OD FRONTFACE
†JHH224333	**100.000** 3.9370	**66.675** 2.6250	**7.0** .28	**8.67 kg** 19.12 lb	***HH224310-B**	**212.725** 8.3750	**53.975** 2.1250	**3.3** .13	**4.12 kg** 9.08 lb	**23.812** .9375	
HH224334	**99.974** 3.9360	**66.675** 2.6250	**3.5** .14	**8.72 kg** 19.23 lb	***HH224310CD**	**212.725** 8.3750	**117.475** 4.6250	**1.5** .06	**6.46 kg** 14.25 lb	**142.874** 5.6250	HH224346V: MADE FROM VACUUM MELT STEEL
HH224335	**101.600** 4.0000	**66.675** 2.6250	**7.0** .28	**8.53 kg** 18.82 lb	***HH224310V**	**212.725** 8.3750	**53.975** 2.1250	**3.3** .13	**3.03 kg** 6.68 lb	**66.674** 2.6250	HH224310-B : FLANGE ON OD FRONTFACE, BEARING WIDTH IS T1 DIMENSION

¨These Maximum Fillet Radii will be cleared by the Cone or Cup Radii.
†Bore or O.D. shown are maximum dimensions. *See Remarks Column.

HH224300 SERIES CONTINUED ON NEXT PAGE

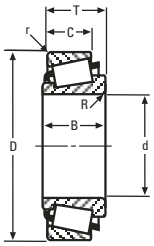

SINGLE ROW

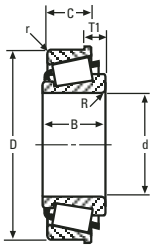

SINGLE ROW WITH FLANGE

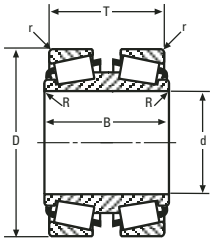

DOUBLE CONE

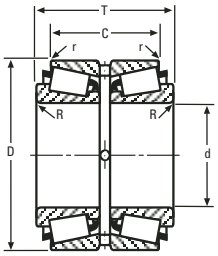

DOUBLE CUP

CONE Number	CONE BORE d	CONE WIDTH B	Max Shaft Fillet Radii R ¨	Weight	CUP Number	CUP OUTSIDE DIA D	CUP WIDTH C	Max Hs'ng Fillet Radii r ¨	Weight	BEARING WIDTH T	Remarks
HH224300 Series											
***HH224335V**	**101.600** 4.0000	**66.675** 2.6250	**7.0** .28	**8.58 kg** 18.91 lb	**HH224314**	**214.975** 8.4636	**50.800** 2.0000	**3.3** .13	**3.14 kg** 6.93 lb	**64.797** 2.5511	HH224310CD : GROOVE IN OD CENTER HOLES IN OD CENTER
HH224340	**107.950** 4.2500	**66.675** 2.6250	**8.0** .31	**7.97 kg** 17.57 lb	**†JHH224315**	**215.000** 8.4646	**53.975** 2.1250	**3.3** .13	**3.35 kg** 7.39 lb	**66.674** 2.6250	
HH224346	**114.300** 4.5000	**66.675** 2.6250	**7.0** .28	**7.41 kg** 16.33 lb							HH224310V : MADE FROM VACUUM MELT STEEL
***HH224346H**	**114.300** 4.5000	**66.675** 2.6250	**7.0** .28	**-** -							K444677 : SPECIAL RADIUS ON LEFTFACE OD SPECIAL RADIUS ON RIGHTFACE OD
***HH224346V**	**114.300** 4.5000	**66.675** 2.6250	**7.0** .28	**7.50 kg** 16.54 lb							
HH224349	**114.976** 4.5266	**66.675** 2.6250	**7.0** .28	**7.34 kg** 16.19 lb							
HH224346DD	**114.300** 4.5000	**152.400** 6.0000	**3.3** .13	**19.33 kg** 42.62 lb	**HH224310**	**212.725** 8.3750	**53.975** 2.1250	**3.3** .13	**3.03 kg** 6.68 lb	**142.875** 5.6250	
					***HH224310V**	**212.725** 8.3750	**53.975** 2.1250	**3.3** .13	**3.03 kg** 6.68 lb	**142.875** 5.6250	
					HH224314	**214.975** 8.4636	**50.800** 2.0000	**3.3** .13	**3.14 kg** 6.93 lb	**139.121** 5.4772	
					†JHH224315	**215.000** 8.4646	**53.975** 2.1250	**3.3** .13	**3.35 kg** 7.39 lb	**142.875** 5.6250	
HH224346NA	**114.300** 4.5000	**71.438** 2.8125	**3.5** .14	**15.17 kg** 33.44 lb	**K110108**	**311.150** 12.2500	**158.750** 6.2500	**3.3** .13	**55.03 kg** 121.35 lb	**142.875** 5.6250	
					***HH224310CD**	**212.725** 8.3750	**117.475** 4.6250	**1.5** .06	**6.46 kg** 14.25 lb	**142.875** 5.6250	
					***K444677**	**260.350** 10.2500	**139.700** 5.5000	**spcl.** spcl.	**26.39 kg** 58.20 lb	**142.875** 5.6250	
M224700 Series											M224742TA: BROKEN FRONTFACE ID REVERSE TAPERED BORE SPECIAL BACKFACE RADIUS
***M224742TA**	**110.990** 4.3697	**38.892** 1.5312	**spcl.** spcl.	**2.53 kg** 5.58 lb	**M224710**	**174.625** 6.8750	**27.783** 1.0938	**1.5** .06	**.86 kg** 1.89 lb	**35.517** 1.3983	
***M224745TA**	**113.020** 4.4496	**38.892** 1.5312	**spcl.** spcl.	**2.42 kg** 5.34 lb	**M224711**	**172.242** 6.7812	**27.783** 1.0938	**1.5** .06	**.72 kg** 1.58 lb	**35.517** 1.3983	M224743T: REVERSE TAPERED BORE SPECIAL BACKFACE RADIUS SPECIAL FRONTFACE RADIUS
					M224712	**174.625** 6.8750	**27.783** 1.0938	**3.3** .13	**.86 kg** 1.89 lb	**35.517** 1.3983	
					M224713	**172.242** 6.7812	**27.783** 1.0938	**3.3** .13	**.71 kg** 1.57 lb	**35.517** 1.3983	
					***M224713A**	**172.242** 6.7812	**27.783** 1.0938	**spcl.** spcl.	**.71 kg** 1.57 lb	**35.517** 1.3983	M224745TA: BROKEN FRONTFACE ID SPECIAL BACKFACE RADIUS TAPERED BORE
M224746D	**120.134** 4.7297	**68.262** 2.6875	**.8** .03	**4.24 kg** 9.35 lb	**M224710**	**174.625** 6.8750	**27.783** 1.0938	**1.5** .06	**.86 kg** 1.89 lb	**66.678** 2.6251	M224747TD: TAPERED BORE TQI/TQO (NON-INTERLOCKING)
M224749D	**120.650** 4.7500	**68.262** 2.6875	**.8** .03	**4.74 kg** 10.45 lb	**M224711**	**172.242** 6.7812	**27.783** 1.0938	**1.5** .06	**.72 kg** 1.58 lb	**66.678** 2.6251	M224748: SPECIAL BACKFACE RADIUS SPECIAL FRONTFACE RADIUS
					M224712	**174.625** 6.8750	**27.783** 1.0938	**3.3** .13	**.86 kg** 1.89 lb	**66.678** 2.6251	
					M224713	**172.242** 6.7812	**27.783** 1.0938	**3.3** .13	**.71 kg** 1.57 lb	**66.678** 2.6251	M224749T: SPECIAL BACKFACE RADIUS SPECIAL FRONTFACE RADIUS TAPERED BORE
					***M224713A**	**172.242** 6.7812	**27.783** 1.0938	**spcl.** spcl.	**.71 kg** 1.57 lb	**66.678** 2.6251	M224710D : GROOVE IN OD CENTER HOLES IN OD CENTER
											M224710DA : HOLES IN OD CENTER
											M224710DC : GROOVE IN OD CENTER HOLES IN OD CENTER
											M224713A : SPECIAL RADIUS ON BACKFACE OD
											M224715DA : HOLES IN OD CENTER SPECIAL RADIUS ON LEFTFACE OD SPECIAL RADIUS ON RIGHTFACE OD SPHERICAL OD

M224700 SERIES CONTINUED ON NEXT PAGE

¨These Maximum Fillet Radii will be cleared by the Cone or Cup Radii.
†Bore or O.D. shown are maximum dimensions. *See Remarks Column.

CONE Number	CONE BORE d	CONE WIDTH B	Max Shaft Fillet Radii R ¨	Weight	CUP Number	CUP OUTSIDE DIA D	CUP WIDTH C	Max Hs'ng Fillet Radii r ¨	Weight	BEARING WIDTH T	Remarks
M224700 Series (cont)											
***M224743T**	**113.706** 4.4766	**38.895** 1.5313	**spcl.** spcl.	**2.42 kg** 5.33 lb	M224743T and grouped cones may be paired with all single cups corresponding to M224742TA and will require .102 mm (.0040 in) to be added to the T-width values.						
***M224749T**	**123.032** 4.8438	**38.895** 1.5313	**spcl.** spcl.	**1.90 kg** 4.18 lb							
***M224747TD**	**119.792** 4.7162	**73.022** 2.8749	**spcl.** spcl.	**5.23 kg** 11.54 lb	M224747TD may be paired with all single cups corresponding to M224742TA and will require -.203 mm (-.0080 in) to be added to the T-width values.						
***M224748**	**119.974** 4.7234	**36.512** 1.4375	**spcl.** spcl.	**1.87 kg** 4.13 lb	**M224710**	**174.625** 6.8750	**27.783** 1.0938	**1.5** .06	**.86 kg** 1.89 lb	**35.720** 1.4063	
M224749	**120.650** 4.7500	**36.512** 1.4375	**3.5** .14	**1.83 kg** 4.05 lb	***M224710D**	**174.625** 6.8750	**61.912** 2.4375	**.8** .03	**1.96 kg** 4.32 lb	**77.787** 3.0625	
					***M224710DA**	**174.625** 6.8750	**61.912** 2.4375	**.8** .03	**1.96 kg** 4.32 lb	**77.787** 3.0625	
					***M224710DC**	**174.625** 6.8750	**61.912** 2.4375	**.8** .03	**1.96 kg** 4.32 lb	**77.787** 3.0625	
					M224711	**172.242** 6.7812	**27.783** 1.0938	**1.5** .06	**.72 kg** 1.58 lb	**35.720** 1.4063	
					M224712	**174.625** 6.8750	**27.783** 1.0938	**3.3** .13	**.86 kg** 1.89 lb	**35.720** 1.4063	
					M224713	**172.242** 6.7812	**27.783** 1.0938	**3.3** .13	**.71 kg** 1.57 lb	**35.720** 1.4063	
					***M224713A**	**172.242** 6.7812	**27.783** 1.0938	**spcl.** spcl.	**.71 kg** 1.57 lb	**35.720** 1.4063	
					***M224715DA**	**192.088** 7.5625	**61.912** 2.4375	**spcl.** spcl.	**4.11 kg** 9.07 lb	**77.787** 3.0625	
H225100 Series											
H225148	**117.475** 4.6250	**69.850** 2.7500	**8.0** .31	**6.34 kg** 13.97 lb	**H225110**	**212.725** 8.3750	**49.212** 1.9375	**3.3** .13	**3.06 kg** 6.75 lb	**63.500** 2.5000	
LL225700 Series											
LL225749	**127.000** 5.0000	**17.462** .6875	**1.5** .06	**.64 kg** 1.40 lb	**LL225710**	**165.895** 6.5313	**13.495** .5313	**1.5** .06	**.28 kg** .62 lb	**18.257** .7188	
L225800 Series											L225812D : GROOVE IN OD CENTER HOLES IN OD CENTER
L225842	**120.650** 4.7500	**26.195** 1.0313	**1.5** .06	**1.34 kg** 2.96 lb	**L225810**	**169.862** 6.6875	**20.638** .8125	**1.5** .06	**.52 kg** 1.15 lb	**25.400** 1.0000	
L225849	**127.000** 5.0000	**26.195** 1.0313	**1.5** .06	**1.09 kg** 2.40 lb	***L225812D**	**169.974** 6.6919	**49.212** 1.9375	**1.0** .04	**1.24 kg** 2.73 lb	**58.738** 2.3125	
					L225818	**180.975** 7.1250	**20.638** .8125	**1.5** .06	**1.01 kg** 2.23 lb	**25.400** 1.0000	
M227400 Series											
M227442	**127.000** 5.0000	**47.625** 1.8750	**1.5** .06	**7.48 kg** 16.50 lb	**M227418XD**	**212.725** 8.3750	**139.700** 5.5000	**1.5** .06	**10.24 kg** 22.58 lb	**117.477** 4.6251	
HM227500 Series											
HM227542	**127.000** 5.0000	**60.325** 2.3750	**3.3** .13	**5.49 kg** 12.11 lb	**HM227515**	**215.900** 8.5000	**44.450** 1.7500	**3.3** .13	**2.68 kg** 5.91 lb	**57.150** 2.2500	
HM227545	**129.967** 5.1168	**60.325** 2.3750	**3.3** .13	**5.21 kg** 11.49 lb	**HM227519**	**219.974** 8.6604	**44.450** 1.7500	**3.3** .13	**3.17 kg** 6.99 lb	**57.150** 2.2500	
HH228300 Series											HH228346NW: FRONTFACE CHAMFER SHOULDER ON OD BACKFACE SLOTS IN FRONTFACE
HH228336	**119.974** 4.7234	**82.550** 3.2500	**4.0** .16	**13.64 kg** 30.08 lb	**HH228310**	**254.000** 10.0000	**61.912** 2.4375	**6.4** .25	**5.98 kg** 13.20 lb	**77.788** 3.0625	
HH228340	**120.650** 4.7500	**82.550** 3.2500	**9.7** .38	**13.44 kg** 29.63 lb	***HH228310V**	**254.000** 10.0000	**61.912** 2.4375	**6.4** .25	**5.98 kg** 13.20 lb	**77.788** 3.0625	HH228346NWV: FRONTFACE CHAMFER MADE FROM SPECIAL STEEL SHOULDER ON OD BACKFACE SLOTS IN FRONTFACE
HH228344	**123.825** 4.8750	**82.550** 3.2500	**9.7** .38	**13.04 kg** 28.75 lb	**HH228310X**	**254.000** 10.0000	**61.912** 2.4375	**6.4** .25	**6.06 kg** 13.36 lb	**77.788** 3.0625	
HH228349	**127.000** 5.0000	**82.550** 3.2500	**9.7** .38	**12.63 kg** 27.86 lb	**HH228315**	**258.763** 10.1875	**61.912** 2.4375	**6.4** .25	**6.91 kg** 15.24 lb	**77.788** 3.0625	
HH228349H	**127.000** 5.0000	**82.550** 3.2500	**9.7** .38	**12.84 kg** 28.32 lb	**HH228318**	**259.974** 10.2352	**61.912** 2.4375	**4.0** .16	**7.22 kg** 15.92 lb	**77.788** 3.0625	HH228347NW: FRONTFACE CHAMFER SHOULDER ON OD BACKFACE SLOTS IN FRONTFACE
***HH228349V**	**127.000** 5.0000	**82.550** 3.2500	**9.7** .38	**12.63 kg** 27.86 lb							
											HH228347NWV: FRONTFACE CHAMFER MADE FROM VACUUM MELT STEEL
***HH228346NW**	**129.974** 5.1171	**86.248** 3.3956	**3.3** .13	**25.50 kg** 56.23 lb	***K326078**	**299.974** 11.8100	**169.321** 6.6662	**spcl.** spcl.	**41.59 kg** 91.70 lb	**172.750** 6.8012	SHOULDER ON OD BACKFACE SLOTS IN FRONTFACE

¨These Maximum Fillet Radii will be cleared by the Cone or Cup Radii.
†Bore or O.D. shown are maximum dimensions. *See Remarks Column.

HH228300 SERIES CONTINUED ON NEXT PAGE

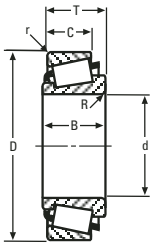

SINGLE ROW

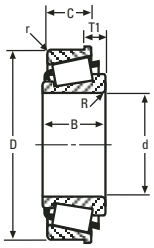

SINGLE ROW WITH FLANGE

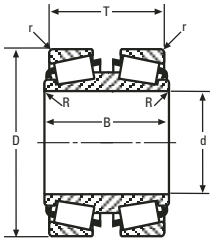

DOUBLE CONE

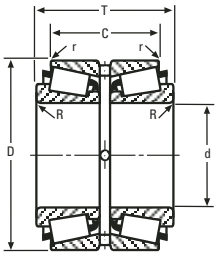

DOUBLE CUP

CONE Number	CONE BORE d	CONE WIDTH B	Max Shaft Fillet Radii R ¨	Weight	CUP Number	CUP OUTSIDE DIA D	CUP WIDTH C	Max Hs'ng Fillet Radii r ¨	Weight	BEARING WIDTH T	Remarks
HH228300 Series (cont)											
***HH228346NWV**	**129.974** 5.1171	**86.248** 3.3956	**3.3** .13	**25.74 kg** 56.75 lb							HH228349NA: FRONTFACE CHAMFER SHOULDER ON OD BACKFACE SLOTS IN FRONTFACE
***HH228347NW**	**129.974** 5.1171	**86.248** 3.3956	**3.3** .13	**25.25 kg** 55.68 lb							HH228349V: MADE FROM VACUUM MELT STEEL
***HH228347NWV**	**129.974** 5.1171	**86.248** 3.3956	**3.3** .13	**25.25 kg** 55.68 lb							HH228310V : MADE FROM VACUUM MELT STEEL K326078 : SPECIAL RADIUS ON LEFTFACE OD SPECIAL RADIUS ON RIGHTFACE OD
***HH228349NA**	**129.974** 5.1171	**86.248** 3.3956	**3.3** .13	**25.25 kg** 55.68 lb	HH228349NA may be paired with all double cups corresponding to HH228346NW and will require -.254 mm (-.0100 in) to be added to the T-width values.						
H228600 Series											H228643DW: KEYWAY IN ID
***H228643DW**	**127.000** 5.0000	**120.650** 4.7500	**1.5** .06	**18.37 kg** 40.51 lb	**H228610**	**225.425** 8.8750	**52.388** 2.0625	**3.3** .13	**3.37 kg** 7.42 lb	**120.650** 4.7500	H228649TD: TAPERED BORE
H228649D	**136.525** 5.3750	**120.650** 4.7500	**1.5** .06	**16.48 kg** 36.34 lb							
***H228649TD**	**136.525** 5.3750	**120.650** 4.7500	**1.5** .06	**17.49 kg** 38.57 lb							
M228900 Series											
M228934NA	**127.000** 5.0000	**45.242** 1.7812	**1.5** .06	**-** -	**M228918XD**	**216.687** 8.5310	**65.088** 2.5625	**.8** .03	**4.63 kg** 10.20 lb	**90.485** 3.5624	
HH229000 Series											HH229045NW: FRONTFACE CHAMFER SHOULDER ON OD BACKFACE SLOTS IN FRONTFACE
***HH229045NW**	**129.987** 5.1176	**80.000** 3.1496	**3.0** .12	**23.90 kg** 52.70 lb	***K312494**	**299.987** 11.8105	**157.998** 6.2204	**spcl.** spcl.	**38.46 kg** 84.80 lb	**160.259** 6.3094	HH229046NWV: FRONTFACE CHAMFER MADE FROM VACUUM MELT STEEL SHOULDER ON OD BACKFACE SLOTS IN FRONTFACE
***HH229046NWV**	**129.987** 5.1176	**80.000** 3.1496	**3.0** .12	**23.90 kg** 52.70 lb							HH229047NWV: FRONTFACE CHAMFER MADE FROM VACUUM MELT STEEL SHOULDER ON OD BACKFACE SLOTS IN FRONTFACE
***HH229047NWV**	**129.987** 5.1176	**80.000** 3.1496	**3.0** .12	**23.35 kg** 51.49 lb							K312494 : SPECIAL RADIUS ON LEFTFACE OD SPECIAL RADIUS ON RIGHTFACE OD
LM229100 Series											
LM229140C	**136.525** 5.3750	**33.000** 1.2992	**3.5** .14	**2.34 kg** 5.16 lb	**LM229110**	**194.975** 7.6762	**27.500** 1.0827	**3.5** .14	**.77 kg** 1.70 lb	**33.000** 1.2992	
LM229147C	**142.875** 5.6250	**33.000** 1.2992	**3.5** .14	**1.98 kg** 4.37 lb							
LM229136C	**133.350** 5.2500	**35.300** 1.3898	**3.5** .14	**2.69 kg** 5.92 lb	LM229136C may be paired with all single cups corresponding to LM229140C and will require 2.300 mm (.0906 in) to be added to the T-width values.						
M229300 Series											
M229349	**146.050** 5.7500	**40.000** 1.5748	**3.5** .14	**2.64 kg** 5.82 lb	**M229310**	**203.200** 8.0000	**38.100** 1.5000	**3.5** .14	**1.37 kg** 3.02 lb	**45.100** 1.7756	
M229349A	**146.050** 5.7500	**40.000** 1.5748	**5.0** .20	**2.63 kg** 5.80 lb							
230000 Series											EE231401DG: GROOVE IN ID
EE231400	**355.600** 14.0000	**66.675** 2.6250	**6.4** .25	**28.76 kg** 63.42 lb	**231975**	**501.650** 19.7500	**50.800** 2.0000	**3.3** .13	**10.68 kg** 23.55 lb	**74.612** 2.9375	231976CD : GROOVE IN OD CENTER HOLES IN OD CENTER
EE231462	**371.475** 14.6250	**66.675** 2.6250	**6.4** .25	**24.03 kg** 52.98 lb	***231976CD**	**501.650** 19.7500	**107.950** 4.2500	**1.5** .06	**21.91 kg** 48.31 lb	**155.575** 6.1250	
					***232000-B**	**508.000** 20.0000	**50.800** 2.0000	**3.3** .13	**13.68 kg** 30.17 lb	**38.100**, 1.5000	232000-B : FLANGE ON OD FRONTFACE BEARING WIDTH IS T1 DIMENSION
					232025	**514.350** 20.2500	**50.800** 2.0000	**3.3** .13	**14.70 kg** 32.42 lb	**74.612** 2.9375	232026D : GROOVE IN OD CENTER HOLES IN OD CENTER

230000 SERIES CONTINUED ON NEXT PAGE

¨These Maximum Fillet Radii will be cleared by the Cone or Cup Radii.
†Bore or O.D. shown are maximum dimensions. *See Remarks Column.

CONE Number	CONE BORE d	CONE WIDTH B	Max Shaft Fillet Radii R ¨	Weight	CUP Number	CUP OUTSIDE DIA D	CUP WIDTH C	Max Hs'ng Fillet Radii r ¨	Weight	BEARING WIDTH T	Remarks
230000 Series (cont)					***232026D**	**514.350** 20.2500	**107.950** 4.2500	**1.5** .06	**32.60 kg** 71.88 lb	**155.575** 6.1250	
NA231400	**355.600** 14.0000	**73.025** 2.8750	**6.4** .25	**-** -	***231976CD**	**501.650** 19.7500	**107.950** 4.2500	**1.5** .06	**21.91 kg** 48.31 lb	**146.050** 5.7500	
					***232026D**	**514.350** 20.2500	**107.950** 4.2500	**1.5** .06	**32.60 kg** 71.88 lb	**146.050** 5.7500	
EE231401D	**355.600** 14.0000	**111.125** 4.3750	**3.3** .13	**60.50 kg** 133.40 lb	**231975**	**501.650** 19.7500	**50.800** 2.0000	**3.3** .13	**10.68 kg** 23.55 lb	**127.000** 5.0000	
***EE231401DG**	**355.600** 14.0000	**111.125** 4.3750	**3.3** .13	**60.44 kg** 133.28 lb	**232025**	**514.350** 20.2500	**50.800** 2.0000	**3.3** .13	**14.70 kg** 32.42 lb	**127.000** 5.0000	
EE231475D	**374.650** 14.7500	**117.475** 4.6250	**1.5** .06	**52.05 kg** 114.77 lb							
H230800 Series											
H230844	**139.700** 5.5000	**68.262** 2.6875	**14.3** .56	**8.14 kg** 17.96 lb	**H230811**	**241.300** 9.5000	**50.800** 2.0000	**3.3** .13	**3.70 kg** 8.16 lb	**63.500** 2.5000	
H230847	**144.462** 5.6875	**68.262** 2.6875	**3.3** .13	**7.69 kg** 16.96 lb	**H230818**	**247.650** 9.7500	**50.800** 2.0000	**3.3** .13	**4.61 kg** 10.17 lb	**63.500** 2.5000	
					H230822XD	**260.350** 10.2500	**171.450** 6.7500	**1.5** .06	**21.04 kg** 46.40 lb	**142.874** 5.6250	
HM231100 Series											DT528T: GROOVE IN OD CENTER INVERTED BEARING NO SMALL RIB TAPERED BORE
***DT528T**	**147.848** 5.8208	**130.970** 5.1563	**3.0** .12	**16.22 kg** 35.76 lb	**HM231110**	**236.538** 9.3125	**44.450** 1.7500	**3.3** .13	**2.80 kg** 6.17 lb	**112.446** 4.4270	
					HM231115	**241.300** 9.5000	**44.450** 1.7500	**3.3** .13	**3.42 kg** 7.54 lb	**112.446** 4.4270	
											HM231111CD : GROOVE IN OD CENTER HOLES IN OD CENTER
HM231132	**139.700** 5.5000	**56.642** 2.2300	**3.5** .14	**7.36 kg** 16.24 lb	**HM231110**	**236.538** 9.3125	**44.450** 1.7500	**3.3** .13	**2.80 kg** 6.17 lb	**57.150** 2.2500	HM231115-B : FLANGE ON OD FRONTFACE, BEARING WIDTH IS T1 DIMENSION
HM231133	**139.700** 5.5000	**60.325** 2.3750	**3.5** .14	**7.25 kg** 16.00 lb	***HM231111CD**	**236.538** 9.3125	**106.362** 4.1875	**1.5** .06	**6.77 kg** 14.93 lb	**131.762** 5.1875	HM231116D : GROOVE IN OD CENTER HOLES IN OD CENTER
HM231136	**142.875** 5.6250	**56.642** 2.2300	**3.5** .14	**7.05 kg** 15.55 lb	***HM231115-B**	**241.300** 9.5000	**44.450** 1.7500	**3.3** .13	**3.63 kg** 8.01 lb	**22.225** .8750	
HM231140	**146.050** 5.7500	**56.642** 2.2300	**3.5** .14	**6.73 kg** 14.84 lb	**HM231115**	**241.300** 9.5000	**44.450** 1.7500	**3.3** .13	**3.42 kg** 7.54 lb	**57.150** 2.2500	HM231116DC : HOLES IN OD CENTER
HM231148	**149.225** 5.8750	**56.642** 2.2300	**6.4** .25	**6.35 kg** 14.01 lb	***HM231116DC**	**241.300** 9.5000	**106.362** 4.1875	**1.5** .06	**8.34 kg** 18.39 lb	**131.762** 5.1875	
HM231149	**149.225** 5.8750	**56.642** 2.2300	**3.5** .14	**6.41 kg** 14.12 lb	***HM231116D**	**241.300** 9.5000	**106.362** 4.1875	**1.5** .06	**8.34 kg** 18.39 lb	**131.762** 5.1875	
HM231140NA	**146.050** 5.7500	**65.883** 2.5938	**3.5** .14	**-** -	***HM231111CD**	**236.538** 9.3125	**106.362** 4.1875	**1.5** .06	**6.77 kg** 14.93 lb	**131.765** 5.1876	
HM231149NA	**149.225** 5.8750	**65.883** 2.5938	**3.5** .14	**-** -	***HM231116DC**	**241.300** 9.5000	**106.362** 4.1875	**1.5** .06	**8.34 kg** 18.39 lb	**131.765** 5.1876	
					***HM231116D**	**241.300** 9.5000	**106.362** 4.1875	**1.5** .06	**8.34 kg** 18.39 lb	**131.765** 5.1876	
HH231600 Series											
HH231637	**127.000** 5.0000	**87.312** 3.4375	**13.5** .53	**18.99 kg** 41.88 lb	**HH231610**	**288.925** 11.3750	**57.150** 2.2500	**6.4** .25	**6.99 kg** 15.41 lb	**82.550** 3.2500	
HH231649	**139.700** 5.5000	**87.312** 3.4375	**9.7** .38	**17.31 kg** 38.17 lb	**HH231615**	**295.275** 11.6250	**57.150** 2.2500	**6.4** .25	**8.80 kg** 19.41 lb	**82.550** 3.2500	
HH231637D	**127.000** 5.0000	**158.750** 6.2500	**13.2** .52	**42.85 kg** 94.49 lb	**HH231610**	**288.925** 11.3750	**57.150** 2.2500	**6.4** .25	**6.99 kg** 15.41 lb	**149.226** 5.8750	
					HH231615	**295.275** 11.6250	**57.150** 2.2500	**6.4** .25	**8.80 kg** 19.41 lb	**149.226** 5.8750	
M231600 Series											M231642TA: REVERSE TAPERED BORE
†JM231646	**150.000** 5.9055	**46.830** 1.8437	**3.5** .14	**4.15 kg** 9.15 lb	**M231610**	**222.250** 8.7500	**34.925** 1.3750	**1.5** .06	**1.86 kg** 4.11 lb	**46.830** 1.8437	M231645TA: TAPERED BORE
M231648	**152.400** 6.0000	**46.830** 1.8437	**8.0** .31	**3.84 kg** 8.46 lb	***M231610CD**	**222.250** 8.7500	**76.200** 3.0000	**.8** .03	**3.91 kg** 8.62 lb	**100.010** 3.9374	M231647: EXTENDED SMALL RIB FRONTFACE CHAMFER
M231649	**152.400** 6.0000	**46.830** 1.8437	**3.5** .14	**3.93 kg** 8.67 lb	***M231610DA**	**222.250** 8.7500	**76.200** 3.0000	**.8** .03	**4.05 kg** 8.92 lb	**100.010** 3.9374	
M231649A	**152.400** 6.0000	**46.830** 1.8437	**3.5** .14	**4.09 kg** 9.02 lb	***M231610V**	**222.250** 8.7500	**34.925** 1.3750	**1.5** .06	**1.86 kg** 4.11 lb	**46.830** 1.8437	M231647D: SHOULDER ON OD RIGHTFACE

¨These Maximum Fillet Radii will be cleared by the Cone or Cup Radii.
†Bore or O.D. shown are maximum dimensions. *See Remarks Column.

M231600 SERIES CONTINUED ON NEXT PAGE

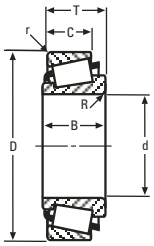

SINGLE ROW

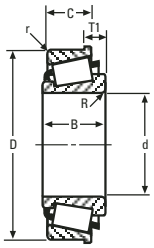

SINGLE ROW WITH FLANGE

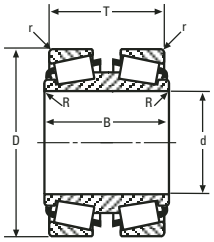

DOUBLE CONE

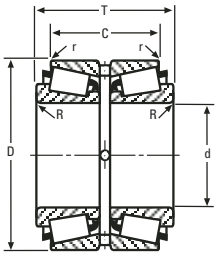

DOUBLE CUP

CONE Number	CONE BORE d	CONE WIDTH B	Max Shaft Fillet Radii R ¨	Weight	CUP Number	CUP OUTSIDE DIA D	CUP WIDTH C	Max Hs'ng Fillet Radii r ¨	Weight	BEARING WIDTH T	Remarks
M231600 Series (cont)											
***M231649V**	**152.400** 6.0000	**46.830** 1.8437	**3.5** .14	**3.93 kg** 8.67 lb	***M231611D**	**222.250** 8.7500	**82.550** 3.2500	**.8** .03	**4.40 kg** 9.70 lb	**106.360** 4.1874	M231649D: SHOULDER ON OD RIGHTFACE
					***M231611DC**	**222.250** 8.7500	**82.550** 3.2500	**.8** .03	**4.40 kg** 9.70 lb	**106.360** 4.1874	M231649DGW: GROOVE IN ID SHOULDER ON OD RIGHTFACE SLOTS IN LEFTFACE
					†JM231613	**225.000** 8.8583	**34.925** 1.3750	**1.5** .06	**2.13 kg** 4.70 lb	**46.830** 1.8437	
					***M231614DC**	**225.425** 8.8750	**76.200** 3.0000	**.8** .03	**4.05 kg** 8.92 lb	**100.010** 3.9374	M231649TD: REVERSE TAPERED BORE
					***M231615DA**	**242.888** 9.5625	**76.200** 3.0000	**spcl.** spcl.	**7.80 kg** 17.20 lb	**100.010** 3.9374	M231649V: MADE FROM VACUUM MELT STEEL
					***M231616XD**	**229.873** 9.0501	**116.000** 4.5669	**1.3** .05	**7.56 kg** 16.67 lb	**108.069** 4.2547	M231610CD : GROOVE IN OD CENTER HOLES IN OD CENTER
					***M231618DB**	**241.300** 9.5000	**143.675** 5.6565	**spcl.** spcl.	**13.29 kg** 29.31 lb	**97.650** 3.8445	M231610DA : HOLES IN OD CENTER M231610V : MADE FROM VACUUM MELT STEEL
***M231647**	**150.967** 5.9436	**54.762** 2.1560	**3.5** .14	**4.36 kg** 9.61 lb	**M231610**	**222.250** 8.7500	**34.925** 1.3750	**1.5** .06	**1.86 kg** 4.11 lb	**46.830** 1.8437	M231611D : GROOVE IN OD CENTER HOLES IN OD CENTER
					***M231610V**	**222.250** 8.7500	**34.925** 1.3750	**1.5** .06	**1.86 kg** 4.11 lb	**46.830** 1.8437	
					†JM231613	**225.000** 8.8583	**34.925** 1.3750	**1.5** .06	**2.13 kg** 4.70 lb	**46.830** 1.8437	M231611DC : HOLES IN OD CENTER M231614DC : HOLES IN OD CENTER
***M231647D**	**149.974** 5.9045	**84.138** 3.3125	**1.5** .06	**9.44 kg** 20.81 lb	**M231610**	**222.250** 8.7500	**34.925** 1.3750	**1.5** .06	**1.86 kg** 4.11 lb	**84.138** 3.3125	M231615DA : HOLES IN OD CENTER SPECIAL RADIUS ON LEFTFACE OD
***M231649D**	**152.400** 6.0000	**84.138** 3.3125	**1.5** .06	**9.06 kg** 19.97 lb	***M231610V**	**222.250** 8.7500	**34.925** 1.3750	**1.5** .06	**1.86 kg** 4.11 lb	**84.138** 3.3125	SPECIAL RADIUS ON RIGHTFACE OD
***M231649DGW**	**152.400** 6.0000	**84.138** 3.3125	**1.5** .06	**9.01 kg** 19.86 lb	**†JM231613**	**225.000** 8.8583	**34.925** 1.3750	**1.5** .06	**2.13 kg** 4.70 lb	**84.138** 3.3125	M231616XD : SPECIAL CHAMFER ON LEFTFACE OD SPECIAL CHAMFER ON RIGHTFACE OD
***M231649TD**	**152.400** 6.0000	**84.138** 3.3125	**1.5** .06	**9.61 kg** 21.18 lb							M231618DB : ASYMMETRICAL BEARING FLANGE ON OD RIGHTFACE HOLES IN OD CENTER SPECIAL RADIUS ON LEFTFACE OD SPECIAL RADIUS ON RIGHTFACE OD
***M231642TA**	**140.297** 5.5235	**50.005** 1.9687	**3.5** .14	**5.34 kg** 11.78 lb	**M231610**	**222.250** 8.7500	**34.925** 1.3750	**1.5** .06	**1.86 kg** 4.11 lb	**46.766** 1.8412	
***M231645TA**	**144.480** 5.6882	**50.005** 1.9687	**3.5** .14	**4.98 kg** 10.99 lb	***M231610V**	**222.250** 8.7500	**34.925** 1.3750	**1.5** .06	**1.86 kg** 4.11 lb	**46.766** 1.8412	
					***M231611D**	**222.250** 8.7500	**82.550** 3.2500	**.8** .03	**4.40 kg** 9.70 lb	**106.233** 4.1824	
					***M231611DC**	**222.250** 8.7500	**82.550** 3.2500	**.8** .03	**4.40 kg** 9.70 lb	**106.233** 4.1824	
					†JM231613	**225.000** 8.8583	**34.925** 1.3750	**1.5** .06	**2.13 kg** 4.70 lb	**46.766** 1.8412	
					***M231616XD**	**229.873** 9.0501	**116.000** 4.5669	**1.3** .05	**7.56 kg** 16.67 lb	**107.942** 4.2497	
H232200 Series											H232214YD : HOLES IN OD CENTER
H232240	**139.700** 5.5000	**74.612** 2.9375	**3.3** .13	**22.46 kg** 49.53 lb	***H232214YD**	**261.925** 10.3120	**149.225** 5.8750	**1.5** .06	**15.54 kg** 34.26 lb	**177.800** 7.0000	
H232249	**152.400** 6.0000	**74.612** 2.9375	**3.3** .13	**19.06 kg** 42.02 lb							
234000 Series											EE234156W: KEYWAY IN BACKFACE
EE234154	**393.700** 15.5000	**61.120** 2.4063	**6.4** .25	**28.08 kg** 61.92 lb	***234213CD**	**539.750** 21.2500	**101.600** 4.0000	**1.5** .06	**24.64 kg** 54.34 lb	**142.875** 5.6250	EE234160W: KEYWAY IN BACKFACE
EE234156	**396.875** 15.6250	**61.120** 2.4063	**6.4** .25	**27.14 kg** 59.84 lb	**234215**	**546.100** 21.5000	**55.562** 2.1875	**6.4** .25	**16.92 kg** 37.30 lb	**76.200** 3.0000	234213CD : GROOVE IN OD CENTER HOLES IN OD CENTER
***EE234156W**	**396.875** 15.6250	**61.120** 2.4063	**6.4** .25	**27.78 kg** 61.26 lb	***234215W**	**546.100** 21.5000	**55.562** 2.1875	**6.4** .25	**17.32 kg** 38.19 lb	**76.200** 3.0000	
EE234160	**406.400** 16.0000	**61.120** 2.4063	**6.4** .25	**24.26 kg** 53.49 lb	***234216D**	**546.100** 21.5000	**117.475** 4.6250	**1.5** .06	**34.29 kg** 75.60 lb	**158.750** 6.2500	234215W : KEYWAY BACKFACE

234000 SERIES CONTINUED ON NEXT PAGE

¨These Maximum Fillet Radii will be cleared by the Cone or Cup Radii.
†Bore or O.D. shown are maximum dimensions. *See Remarks Column.

CONE Number	CONE BORE d	CONE WIDTH B	Max Shaft Fillet Radii R ¨	Weight	CUP Number	CUP OUTSIDE DIA D	CUP WIDTH C	Max Hs'ng Fillet Radii r ¨	Weight	BEARING WIDTH T	Remarks
234000 Series (cont)											
***EE234160W**	**406.400** 16.0000	**61.120** 2.4063	**6.4** .25	**24.94 kg** 54.99 lb	***234216DC**	**546.100** 21.5000	**117.475** 4.6250	**1.5** .06	**34.29 kg** 75.60 lb	**158.750** 6.2500	234216D : GROOVE IN OD CENTER HOLES IN OD CENTER
					234220	**558.800** 22.0000	**44.450** 1.7500	**6.4** .25	**16.34 kg** 36.03 lb	**65.087** 2.5625	234216DC : HOLES IN OD CENTER
					***234221D**	**558.800** 22.0000	**104.775** 4.1250	**1.5** .06	**39.81 kg** 87.78 lb	**146.050** 5.7500	234221D : GROOVE IN OD CENTER HOLES IN OD CENTER
					***234221DC**	**558.800** 22.0000	**104.775** 4.1250	**1.5** .06	**39.81 kg** 87.78 lb	**146.050** 5.7500	234221DC : HOLES IN OD CENTER
EE234157D	**393.700** 15.5000	**120.650** 4.7500	**3.3** .13	**72.76 kg** 160.44 lb	**234215**	**546.100** 21.5000	**55.562** 2.1875	**6.4** .25	**16.92 kg** 37.30 lb	**141.288** 5.5625	
EE234161D	**406.400** 16.0000	**120.650** 4.7500	**1.5** .06	**65.21 kg** 143.79 lb	***234215W**	**546.100** 21.5000	**55.562** 2.1875	**6.4** .25	**17.32 kg** 38.19 lb	**141.288** 5.5625	
					234220	**558.800** 22.0000	**44.450** 1.7500	**6.4** .25	**16.34 kg** 36.03 lb	**119.062** 4.6875	
HH234000 Series											HH234048V: MADE FROM VACUUM MELT STEEL
HH234031	**139.700** 5.5000	**93.662** 3.6875	**9.7** .38	**22.66 kg** 49.97 lb	**HH234010**	**307.975** 12.1250	**66.675** 2.6250	**6.8** .27	**8.62 kg** 19.02 lb	**88.900** 3.5000	HH234010V : MADE FROM VACUUM MELT STEEL
HH234032	**139.700** 5.5000	**93.662** 3.6875	**9.7** .38	**-** -	***HH234010V**	**307.975** 12.1250	**66.675** 2.6250	**6.8** .27	**8.62 kg** 19.02 lb	**88.900** 3.5000	HH234011CD : GROOVE IN OD CENTER HOLES IN OD CENTER
HH234040	**146.050** 5.7500	**93.662** 3.6875	**9.7** .38	**-** -	***HH234011CD**	**307.975** 12.1250	**155.575** 6.1250	**2.3** .09	**20.37 kg** 44.93 lb	**200.024** 7.8750	
HH234048	**152.400** 6.0000	**93.662** 3.6875	**9.7** .38	**20.51 kg** 45.23 lb	**HH234018**	**317.500** 12.5000	**66.675** 2.6250	**6.8** .27	**11.05 kg** 24.36 lb	**88.900** 3.5000	
***HH234048V**	**152.400** 6.0000	**93.662** 3.6875	**9.7** .38	**20.51 kg** 45.23 lb							
HH234049	**152.400** 6.0000	**93.662** 3.6875	**9.7** .38	**-** -							
HH234032D	**139.700** 5.5000	**171.450** 6.7500	**13.5** .53	**-** -	**HH234010**	**307.975** 12.1250	**66.675** 2.6250	**6.8** .27	**8.62 kg** 19.02 lb	**161.925** 6.3750	
HH234049D	**152.400** 6.0000	**171.450** 6.7500	**9.7** .38	**-** -	***HH234010V**	**307.975** 12.1250	**66.675** 2.6250	**6.8** .27	**8.62 kg** 19.02 lb	**161.925** 6.3750	
					HH234018	**317.500** 12.5000	**66.675** 2.6250	**6.8** .27	**11.05 kg** 24.36 lb	**161.925** 6.3750	
H234600 Series											H234646TD: TAPERED BORE
***H234646TD**	**163.512** 6.4375	**146.050** 5.7500	**1.5** .06	**29.65 kg** 65.39 lb	**H234610**	**269.875** 10.6250	**61.912** 2.4375	**3.3** .13	**5.68 kg** 12.51 lb	**146.050** 5.7500	H234647TD: KEYWAY IN ID TAPERED BORE
***H234647TD**	**163.512** 6.4375	**146.050** 5.7500	**1.5** .06	**29.65 kg** 65.39 lb							
***H234649TD**	**165.100** 6.5000	**146.050** 5.7500	**1.5** .06	**29.56 kg** 65.18 lb							H234649TD: TAPERED BORE
HM234600 Series											
HM234636	**152.400** 6.0000	**71.438** 2.8125	**6.4** .25	**11.34 kg** 25.01 lb	**HM234610**	**266.700** 10.5000	**50.800** 2.0000	**3.3** .13	**4.17 kg** 9.20 lb	**66.675** 2.6250	
HM234643	**159.512** 6.2800	**71.438** 2.8125	**1.5** .06	**10.40 kg** 22.92 lb	**HM234612**	**266.700** 10.5000	**50.800** 2.0000	**3.3** .13	**4.22 kg** 9.30 lb	**66.675** 2.6250	
HM234648	**165.100** 6.5000	**71.438** 2.8125	**1.5** .06	**9.67 kg** 21.33 lb							
HM234648DD	**165.100** 6.5000	**158.750** 6.2500	**1.5** .06	**25.10 kg** 55.34 lb	**HM234610**	**266.700** 10.5000	**50.800** 2.0000	**3.3** .13	**4.17 kg** 9.20 lb	**149.224** 5.8750	
					HM234612	**266.700** 10.5000	**50.800** 2.0000	**3.3** .13	**4.22 kg** 9.30 lb	**149.224** 5.8750	
H235100 Series											H235118YD : HOLES IN OD CENTER
H235148	**165.100** 6.5000	**84.138** 3.3125	**3.3** .13	**26.02 kg** 57.37 lb	***H235118YD**	**290.500** 11.4370	**165.100** 6.5000	**1.5** .06	**23.52 kg** 51.87 lb	**200.026** 7.8750	
HM235100 Series											HM235145TA: REVERSE TAPERED BORE
***HM235145TA**	**168.521** 6.6347	**59.533** 2.3438	**3.5** .14	**7.30 kg** 16.09 lb	**HM235118**	**260.350** 10.2500	**41.275** 1.6250	**3.3** .13	**3.51 kg** 7.74 lb	**53.900** 2.1220	HM235149TA: TAPERED BORE
***HM235149TA**	**173.497** 6.8306	**59.533** 2.3438	**3.5** .14	**6.68 kg** 14.74 lb							HM235110DA : HOLES IN OD CENTER

¨These Maximum Fillet Radii will be cleared by the Cone or Cup Radii.
†Bore or O.D. shown are maximum dimensions. *See Remarks Column.

HM235100 SERIES CONTINUED ON NEXT PAGE

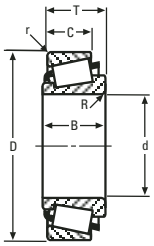

SINGLE ROW

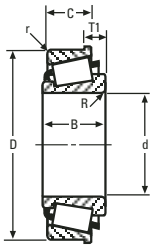

SINGLE ROW WITH FLANGE

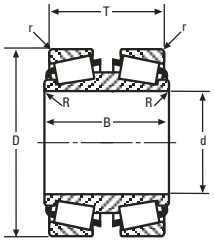

DOUBLE CONE

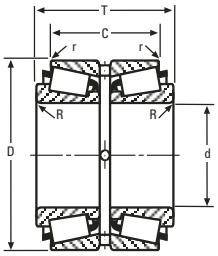

DOUBLE CUP

CONE Number	CONE BORE d	CONE WIDTH B	Max Shaft Fillet Radii R ¨	Weight	CUP Number	CUP OUTSIDE DIA D	CUP WIDTH C	Max Hs'ng Fillet Radii r ¨	Weight	BEARING WIDTH T	Remarks
HM235100 Series (cont)											HM235115DA : HOLES IN OD CENTER SPECIAL RADIUS ON LEFT FACE OD SPECIAL RADIUS ON RIGHTFACE OD SPHERICAL OD
HM235148	**165.100** 6.5000	**58.738** 2.3125	**1.5** .06	**7.31 kg** 16.12 lb	***HM235110DA**	**254.000** 10.0000	**93.662** 3.6875	**.8** .03	**6.23 kg** 13.73 lb	**119.062** 4.6875	
					***HM235115DA**	**278.608** 10.9688	**93.662** 3.6875	**1.5** .06	**12.70 kg** 28.01 lb	**119.062** 4.6875	
					HM235118	**260.350** 10.2500	**41.275** 1.6250	**3.3** .13	**3.51 kg** 7.74 lb	**53.975** 2.1250	
M235100 Series											M235137TA: REVERSE TAPERED BORE
M235145	**165.100** 6.5000	**46.038** 1.8125	**4.8** .19	**5.67 kg** 12.50 lb	***M235110DA**	**250.825** 9.8750	**76.200** 3.0000	**.8** .03	**4.78 kg** 10.54 lb	**101.600** 4.0000	M235140TA: TAPERED BORE
M235146	**168.275** 6.6250	**46.038** 1.8125	**4.8** .19	**5.41 kg** 11.93 lb	**M235113**	**254.000** 10.0000	**33.338** 1.3125	**3.3** .13	**2.24 kg** 4.94 lb	**46.037** 1.8125	M235146AX: EXTENDED LARGE RIB EXTENDED SMALL RIB SHOULDER ON OD BACKFACE
M235149	**170.000** 6.6929	**46.038** 1.8125	**4.8** .19	**5.20 kg** 11.47 lb	***M235113CD**	**254.000** 10.0000	**76.200** 3.0000	**1.5** .06	**4.99 kg** 11.00 lb	**101.600** 4.0000	
					M235114XD	**254.000** 10.0000	**76.200** 3.0000	**1.5** .06	**-** -	**101.600** 4.0000	M235146X: EXTENDED LARGE RIB EXTENDED SMALL RIB SHOULDER ON OD BACKFACE
					***M235115DA**	**269.875** 10.6250	**76.200** 3.0000	**1.6** .06	**8.76 kg** 19.32 lb	**101.600** 4.0000	
											M235110DA : HOLES IN OD CENTER M235113CD : GROOVE IN OD CENTER HOLES IN OD CENTER
											M235115DA : HOLES IN OD CENTER SPHERICAL OD
***M235137TA**	**154.079** 6.0661	**50.990** 2.0075	**3.7** .15	**7.17 kg** 15.80 lb	**M235113**	**254.000** 10.0000	**33.338** 1.3125	**3.3** .13	**2.24 kg** 4.94 lb	**45.974** 1.8100	
***M235140TA**	**158.328** 6.2334	**50.990** 2.0075	**3.4** .13	**6.76 kg** 14.90 lb							
***M235146AX**	**167.945** 6.6120	**53.975** 2.1250	**4.8** .19	**5.88 kg** 12.96 lb	M235146AX and grouped cones may be paired with all single cups corresponding to M235137TA and will require 3.238 mm (.1275 in) to be added to the T-width values.						
***M235146X**	**168.326** 6.6270	**53.975** 2.1250	**4.8** .19	**5.83 kg** 12.87 lb							
LM236700 Series											
LM236749	**184.150** 7.2500	**33.000** 1.2992	**2.0** .08	**2.39 kg** 5.27 lb	**LM236710**	**234.950** 9.2500	**28.000** 1.1024	**2.0** .08	**.98 kg** 2.16 lb	**34.000** 1.3386	
					LM236710A	**235.229** 9.2610	**28.000** 1.1024	**2.0** .08	**1.00 kg** 2.21 lb	**34.000** 1.3386	
M236700 Series											M236745TD: TAPERED BORE
***M236745TD**	**174.308** 6.8625	**133.350** 5.2500	**1.6** .06	**19.69 kg** 43.41 lb	**M236712**	**260.502** 10.2560	**33.338** 1.3125	**3.3** .13	**2.13 kg** 4.69 lb	**133.350** 5.2500	
M236800 Series											M236841DH: INVERTED BEARING
***M236841DH**	**170.190** 6.7004	**130.000** 5.1181	**3.5** .14	**-** -	**M236810**	**260.350** 10.2500	**41.275** 1.6250	**3.3** .13	**2.82 kg** 6.22 lb	**98.425** 3.8750	M236845V: MADE FROM VACUUM MELT STEEL
					***M236810V**	**260.350** 10.2500	**41.275** 1.6250	**3.3** .13	**2.82 kg** 6.22 lb	**98.425** 3.8750	M236810V : MADE FROM VACUUM MELT STEEL
					M236817	**259.951** 10.2343	**41.275** 1.6250	**3.3** .13	**2.79 kg** 6.15 lb	**98.425** 3.8750	
M236845	**174.625** 6.8750	**53.975** 2.1250	**3.5** .14	**6.60 kg** 14.56 lb	**M236810**	**260.350** 10.2500	**41.275** 1.6250	**3.3** .13	**2.82 kg** 6.22 lb	**53.975** 2.1250	
***M236845V**	**174.625** 6.8750	**53.975** 2.1250	**3.5** .14	**6.60 kg** 14.55 lb	***M236810V**	**260.350** 10.2500	**41.275** 1.6250	**3.3** .13	**2.82 kg** 6.22 lb	**53.975** 2.1250	
M236848	**177.800** 7.0000	**53.975** 2.1250	**8.0** .31	**6.12 kg** 13.50 lb	**M236817**	**259.951** 10.2343	**41.275** 1.6250	**3.3** .13	**2.79 kg** 6.15 lb	**53.975** 2.1250	
M236849	**177.800** 7.0000	**53.975** 2.1250	**3.5** .14	**6.23 kg** 13.74 lb							
M236849H	**177.800** 7.0000	**53.975** 2.1250	**3.5** .14	**6.15 kg** 13.55 lb							

HM237500 SERIES CONTINUED ON NEXT PAGE

¨These Maximum Fillet Radii will be cleared by the Cone or Cup Radii.
†Bore or O.D. shown are maximum dimensions. *See Remarks Column.

CONE Number	CONE BORE d	CONE WIDTH B	Max Shaft Fillet Radii R ¨	Weight	CUP Number	CUP OUTSIDE DIA D	CUP WIDTH C	Max Hs'ng Fillet Radii r ¨	Weight	BEARING WIDTH T	Remarks
HM237500 Series											HM237536: FRONTFACE CHAMFER
HM237532	**160.325** 6.3120	**63.500** 2.5000	**7.0** .28	**13.36 kg** 29.47 lb	**HM237510**	**288.925** 11.3750	**47.625** 1.8750	**3.3** .13	**4.46 kg** 9.84 lb	**63.500** 2.5000	HM237545D: ASYMMETRICAL BEARING SHOULDER ON OD LEFTFACE
HM237534	**165.100** 6.5000	**68.262** 2.6875	**3.3** .13	**12.65 kg** 27.90 lb	**HM237510A**	**279.964** 11.0222	**47.625** 1.8750	**3.3** .13	**3.04 kg** 6.70 lb	**63.500** 2.5000	
HM237535	**165.100** 6.5000	**63.500** 2.5000	**7.0** .28	**12.75 kg** 28.12 lb	***HM237510-B**	**288.925** 11.3750	**47.625** 1.8750	**3.3** .13	**4.96 kg** 10.94 lb	**26.988** 1.0625	HM237546: EXTENDED SMALL RIB
***HM237536**	**165.100** 6.5000	**63.500** 2.5000	**7.0** .28	**12.74 kg** 28.09 lb	***HM237510CD**	**288.925** 11.3750	**111.125** 4.3750	**1.5** .06	**10.33 kg** 22.78 lb	**142.875** 5.6250	HM237549TD: TAPERED BORE HM237510-B : FLANGE ON OD FRONTFACE, BEARING WIDTH IS T1 DIMENSION
HM237537	**164.976** 6.4951	**68.000** 2.6772	**7.0** .28	**12.59 kg** 27.76 lb	**HM237511**	**288.925** 11.3750	**47.625** 1.8750	**3.3** .13	**4.52 kg** 9.96 lb	**63.500** 2.5000	
HM237540	**171.450** 6.7500	**63.500** 2.5000	**7.0** .28	**11.92 kg** 26.28 lb	**HM237511XD**	**288.925** 11.3750	**114.300** 4.5000	**1.5** .06	**11.75 kg** 25.90 lb	**146.050** 5.7500	HM237510CD : GROOVE IN OD CENTER HOLES IN OD CENTER
HM237542	**174.625** 6.8750	**63.500** 2.5000	**7.0** .28	**11.49 kg** 25.33 lb	**HM237513**	**289.974** 11.4163	**48.000** 1.8898	**3.0** .12	**4.67 kg** 10.29 lb	**63.500** 2.5000	
HM237542H	**174.625** 6.8750	**63.500** 2.5000	**7.0** .28	**11.71 kg** 25.82 lb							
HM237543	**177.800** 7.0000	**68.262** 2.6875	**3.3** .13	**10.82 kg** 23.87 lb							
HM237545	**177.800** 7.0000	**63.500** 2.5000	**7.0** .28	**11.05 kg** 24.36 lb							
HM237547	**180.000** 7.0866	**68.262** 2.6875	**7.0** .28	**10.40 kg** 22.94 lb							
HM237542D	**174.625** 6.8750	**123.825** 4.8750	**1.5** .06	**25.88 kg** 57.06 lb	**HM237510**	**288.925** 11.3750	**47.625** 1.8750	**3.3** .13	**4.46 kg** 9.84 lb	**123.825** 4.8750	
***HM237545D**	**177.800** 7.0000	**127.000** 5.0000	**1.5** .06	**25.19 kg** 55.54 lb	**HM237510A**	**279.964** 11.0222	**47.625** 1.8750	**3.3** .13	**3.04 kg** 6.70 lb	**123.825** 4.8750	
HM237546D	**177.800** 7.0000	**123.825** 4.8750	**1.5** .06	**25.06 kg** 55.25 lb	**HM237511**	**288.925** 11.3750	**47.625** 1.8750	**3.3** .13	**4.52 kg** 9.96 lb	**123.825** 4.8750	
					HM237513	**289.974** 11.4163	**48.000** 1.8898	**3.0** .12	**4.67 kg** 10.29 lb	**123.825** 4.8750	
HM237536NA	**165.100** 6.5000	**71.438** 2.8125	**3.5** .14	**26.97 kg** 59.46 lb	***HM237510CD**	**288.925** 11.3750	**111.125** 4.3750	**1.5** .06	**10.33 kg** 22.78 lb	**142.875** 5.6250	
HM237545NA	**177.800** 7.0000	**71.438** 2.8125	**5.5** .22	**23.05 kg** 50.82 lb	**HM237511XD**	**288.925** 11.3750	**114.300** 4.5000	**1.5** .06	**11.75 kg** 25.90 lb	**142.875** 5.6250	
***HM237546**	**179.954** 7.0848	**70.000** 2.7559	**3.3** .13	**10.54 kg** 23.24 lb	HM237546 may be paired with all single cups corresponding to HM237532 and will require -1.438 mm (-.0566 in) to be added to the T-width values. HM237546 may be paired with all double cups corresponding to HM237532 and will require -2.875 mm (-.1132 in) to be added to the T-width values.						
HM237546DD	**177.800** 7.0000	**158.750** 6.2500	**1.5** .06	**29.00 kg** 63.95 lb	HM237546DD and grouped cones may be paired with all single cups corresponding to HM237542D and will require 34.925 mm (1.3750 in) to be added to the T-width values.						
***HM237549TD**	**180.975** 7.1250	**158.750** 6.2500	**1.6** .06	- -							
H238100 Series											H238147: EXTENDED SMALL RIB
H238140	**165.100** 6.5000	**82.550** 3.2500	**6.4** .25	**19.81 kg** 43.68 lb	**H238110**	**311.150** 12.2500	**65.088** 2.5625	**6.4** .25	**8.52 kg** 18.79 lb	**82.550** 3.2500	H238116YD : HOLES IN OD CENTER
***H238147**	**177.800** 7.0000	**85.725** 3.3750	**6.4** .25	**16.17 kg** 35.67 lb	***H238116YD**	**319.075** 12.5620	**187.325** 7.3750	**1.5** .06	**32.49 kg** 71.65 lb	**222.250** 8.7500	
H238148	**174.625** 6.8750	**82.550** 3.2500	**6.4** .25	**18.16 kg** 40.05 lb							
M238800 Series											M238831T: REVERSE TAPERED BORE
M238840	**177.800** 7.0000	**55.562** 2.1875	**3.5** .14	**7.95 kg** 17.52 lb	**M238810**	**269.875** 10.6250	**42.862** 1.6875	**3.3** .13	**3.12 kg** 6.87 lb	**55.563** 2.1875	M238832T: REVERSE TAPERED BORE
†JM238848	**190.000** 7.4803	**55.562** 2.1875	**3.0** .12	**6.47 kg** 14.27 lb	***M238810-B**	**269.875** 10.6250	**42.862** 1.6875	**3.3** .13	**3.30 kg** 7.28 lb	**22.225** .8750	M238845TD: TAPERED BORE TQI/TQO (NON-INTERLOCKING)
M238849	**187.325** 7.3750	**55.562** 2.1875	**3.5** .14	**6.76 kg** 14.90 lb	***M238810CD**	**269.875** 10.6250	**93.662** 3.6875	**1.5** .06	**6.73 kg** 14.84 lb	**119.063** 4.6875	
					***M238810D**	**269.875** 10.6250	**93.662** 3.6875	**1.5** .06	**7.19 kg** 15.85 lb	**119.063** 4.6875	M238848TE: EXTENDED LARGE RIB TAPERED BORE
					***M238810DC**	**269.875** 10.6250	**93.662** 3.6875	**1.5** .06	**7.19 kg** 15.85 lb	**119.063** 4.6875	M238849D: SHOULDER ON OD LEFTFACE

¨These Maximum Fillet Radii will be cleared by the Cone or Cup Radii.
†Bore or O.D. shown are maximum dimensions. *See Remarks Column.

M238800 SERIES CONTINUED ON NEXT PAGE

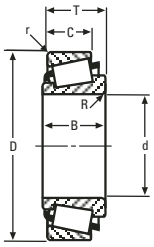

SINGLE ROW

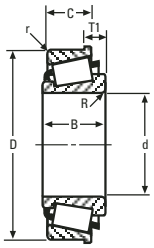

SINGLE ROW WITH FLANGE

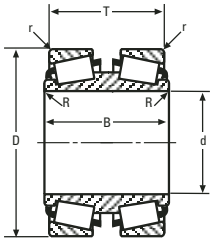

DOUBLE CONE

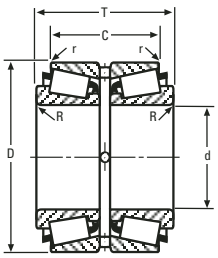

DOUBLE CUP

CONE Number	CONE BORE d	CONE WIDTH B	Max Shaft Fillet Radii R ¨	Weight	CUP Number	CUP OUTSIDE DIA D	CUP WIDTH C	Max Hs'ng Fillet Radii r ¨	Weight	BEARING WIDTH T	Remarks
M238800 Series (cont)											M238849DW: SHOULDER ON OD LEFTFACE SLOTS IN RIGHTFACE
***M238849D**	**187.325** 7.3750	**101.600** 4.0000	**1.5** .06	**15.62 kg** 34.43 lb	**M238810**	**269.875** 10.6250	**42.862** 1.6875	**3.3** .13	**3.12 kg** 6.87 lb	**101.600** 4.0000	
***M238849DW**	**187.325** 7.3750	**101.600** 4.0000	**1.5** .06	**15.62 kg** 34.43 lb							M238849TDE: EXTENDED SMALL RIB TAPERED BORE
***M238849TDE**	**187.325** 7.3750	**160.338** 6.3125	**1.6** .06	**20.55 kg** 45.31 lb							M238810-B : FLANGE ON OD FRONTFACE, BEARING WIDTH IS T1 DIMENSION M238810CD : GROOVE IN OD CENTER HOLES IN OD CENTER M238810D : GROOVE IN OD CENTER HOLES IN OD CENTER M238810DC : HOLES IN OD CENTER
***M238831T**	**177.140** 6.9740	**59.533** 2.3438	**3.4** .14	**8.63 kg** 19.03 lb	**M238810**	**269.875** 10.6250	**42.862** 1.6875	**3.3** .13	**3.12 kg** 6.87 lb	**55.283** 2.1765	
					***M238810-B**	**269.875** 10.6250	**42.862** 1.6875	**3.3** .13	**3.30 kg** 7.28 lb	**21.946** .8640	
***M238832T**	**175.153** 6.8958	**55.562** 2.1875	**3.5** .14	**8.76 kg** 19.32 lb	M238832T may be paired with all single cups corresponding to M238840 and will require -.279 mm (-.0110 in) to be added to the T-width values. M238832T may be paired with all double cups corresponding to M238840 and will require -.559 mm (-.0220 in) to be added to the T-width values.						
***M238845TD**	**185.870** 7.3177	**128.585** 5.0624	**1.6** .06	**18.94 kg** 41.76 lb	M238845TD may be paired with all single cups corresponding to M238849D and will require -.559 mm (-.0220 in) to be added to the T-width values.						
***M238848TE**	**193.807** 7.6302	**95.250** 3.7500	**1.5** .06	**10.26 kg** 22.63 lb	M238848TE may be paired with all single cups corresponding to M238840 and will require 39.408 mm (1.5515 in) to be added to the T-width values. M238848TE may be paired with all double cups corresponding to M238840 and will require 78.816 mm (3.1030 in) to be added to the T-width values.						
239000 Series											EE239171D: HOLES IN OD CENTER
EE239170	**431.800** 17.0000	**73.025** 2.8750	**3.3** .13	**-** -	**239225A**	**571.500** 22.5000	**57.150** 2.2500	**3.3** .13	**15.98 kg** 35.23 lb	**76.200** 3.0000	EE239172DW: ASYMMETRICAL BEARING SHOULDER ON OD RIGHTFACE SLOTS IN LEFTFACE
					239225	**571.500** 22.5000	**53.975** 2.1250	**3.3** .13	**14.83 kg** 32.71 lb	**73.025** 2.8750	
					***239225D**	**571.500** 22.5000	**120.650** 4.7500	**1.5** .06	**33.90 kg** 74.76 lb	**158.750** 6.2500	239225D : GROOVE IN OD CENTER HOLES IN OD CENTER
					239226XD	**571.500** 22.5000	**120.650** 4.7500	**1.5** .06	**31.27 kg** 68.96 lb	**158.750** 6.2500	
					239227	**571.500** 22.5000	**55.562** 2.1875	**3.3** .13	**15.42 kg** 34.00 lb	**74.613** 2.9375	
					239228XD	**571.500** 22.5000	**117.475** 4.6250	**1.5** .06	**30.49 kg** 67.22 lb	**155.575** 6.1250	
***EE239171D**	**431.800** 17.0000	**130.175** 5.1250	**1.5** .06	**74.69 kg** 164.69 lb	**239225A**	**571.500** 22.5000	**57.150** 2.2500	**3.3** .13	**15.98 kg** 35.23 lb	**139.700** 5.5000	
***EE239172DW**	**431.800** 17.0000	**133.350** 5.2500	**1.5** .06	**75.63 kg** 166.77 lb	**239225**	**571.500** 22.5000	**53.975** 2.1250	**3.3** .13	**14.83 kg** 32.71 lb	**133.350** 5.2500	
EE239173D	**431.800** 17.0000	**130.175** 5.1250	**1.5** .06	**74.69 kg** 164.69 lb	**239227**	**571.500** 22.5000	**55.562** 2.1875	**3.3** .13	**15.42 kg** 34.00 lb	**136.525** 5.3750	
EH239300 Series											EH239348NA: GROOVE IN OD FRONTFACE SHOULDER ON OD BACKFACE SLOTS IN FRONTFACE
***EH239348NA**	**179.984** 7.0860	**111.915** 4.4061	**3.3** .13	**-** -	***K107552**	**406.400** 16.0000	**220.665** 8.6876	**spcl.** spcl.	**95.97 kg** 211.61 lb	**223.830** 8.8122	K107552 : SPECIAL RADIUS ON LEFTFACE OD SPECIAL RADIUS ON RIGHTFACE OD
M239400 Series											M239448A: EXTENDED LARGE RIB SHOULDER ON OD BACKFACE
M239441	**187.630** 7.3870	**57.150** 2.2500	**3.3** .13	**7.99 kg** 17.61 lb	**M239410**	**279.400** 11.0000	**41.275** 1.6250	**3.3** .13	**3.11 kg** 6.86 lb	**52.387** 2.0625	
M239447	**189.738** 7.4700	**57.150** 2.2500	**3.3** .13	**7.69 kg** 16.95 lb	***M239410W**	**279.400** 11.0000	**41.275** 1.6250	**3.3** .13	**3.11 kg** 6.85 lb	**52.387** 2.0625	M239410W : KEYWAY IN OD BACKFACE
M239449	**190.475** 7.4990	**57.150** 2.2500	**3.3** .13	**7.61 kg** 16.78 lb							
***M239448A**	**191.237** 7.5290	**58.738** 2.3125	**3.3** .13	**7.85 kg** 17.30 lb	M239448A may be paired with all single cups corresponding to M239441 and will require 1.588 mm (.0625 in) to be added to the T-width values.						

EH239500 SERIES CONTINUED ON NEXT PAGE

¨These Maximum Fillet Radii will be cleared by the Cone or Cup Radii.
†Bore or O.D. shown are maximum dimensions. *See Remarks Column.

CONE Number	CONE BORE d	CONE WIDTH B	Max Shaft Fillet Radii R ¨	Weight	CUP Number	CUP OUTSIDE DIA D	CUP WIDTH C	Max Hs'ng Fillet Radii r ¨	Weight	BEARING WIDTH T	Remarks
EH239500 Series											EH239546NA: FRONTFACE CHAMFER SHOULDER ON OD BACKFACE SLOTS IN FRONTFACE
***EH239546NA**	**179.984** 7.0860	**111.915** 4.4061	**3.3** .13	**60.71 kg** 133.87 lb	***K107552**	**406.400** 16.0000	**220.665** 8.6876	**spcl.** spcl.	**95.97 kg** 211.61 lb	**223.830** 8.8122	
***EH239547NAH**	**179.984** 7.0860	**111.915** 4.4061	**3.3** .13	**60.83 kg** 134.14 lb	***K151586**	**406.400** 16.0000	**220.665** 8.6876	**spcl.** spcl.	**96.59 kg** 212.97 lb	**223.830** 8.8122	EH239547NAH: FRONTFACE CHAMFER GROOVE IN OD FRONTFACE MADE FROM SPECIAL STEEL SHOULDER ON OD BACKFACE SLOTS IN FRONTFACE
***EH239549NA**	**179.984** 7.0860	**111.915** 4.4061	**3.3** .13	**60.83 kg** 134.14 lb							EH239549NA: FRONTFACE CHAMFER GROOVE IN OD FRONTFACE SHOULDER ON OD BACKFACE SLOTS IN FRONTFACE K107552 : SPECIAL RADIUS ON LEFTFACE OD SPECIAL RADIUS ON RIGHTFACE OD K151586 : SPECIAL RADIUS ON LEFTFACE OD SPECIAL RADIUS ON RIGHTFACE OD
H239600 Series											H239612CD : GROOVE IN OD CENTER HOLES IN OD CENTER
H239640	**177.800** 7.0000	**85.725** 3.3750	**3.5** .14	**20.45 kg** 45.09 lb	**H239610**	**319.964** 12.5970	**65.088** 2.5625	**4.8** .19	**7.93 kg** 17.48 lb	**88.900** 3.5000	
H239649	**187.325** 7.3750	**85.725** 3.3750	**5.5** .22	**18.57 kg** 40.95 lb	**H239612**	**320.675** 12.6250	**65.088** 2.5625	**4.8** .19	**8.11 kg** 17.88 lb	**88.900** 3.5000	
H239649A	**187.325** 7.3750	**85.725** 3.3750	**5.5** .22	**18.57 kg** 40.95 lb	***H239612CD**	**320.675** 12.6250	**138.112** 5.4375	**1.5** .06	**16.84 kg** 37.13 lb	**185.738** 7.3125	
H239649D	**187.325** 7.3750	**161.925** 6.3750	**3.3** .13	**44.24 kg** 97.56 lb	**H239610**	**319.964** 12.5970	**65.088** 2.5625	**4.8** .19	**7.93 kg** 17.48 lb	**168.275** 6.6250	
					H239612	**320.675** 12.6250	**65.088** 2.5625	**4.8** .19	**8.11 kg** 17.88 lb	**168.275** 6.6250	
H239649NA	**187.325** 7.3750	**92.867** 3.6562	**5.5** .22	**-** -	***H239612CD**	**320.675** 12.6250	**138.112** 5.4375	**1.5** .06	**16.84 kg** 37.13 lb	**185.735** 7.3124	
240000 Series											
EE241693	**430.212** 16.9375	**73.025** 2.8750	**6.4** .25	**38.63 kg** 85.17 lb	**242375**	**603.250** 23.7500	**50.800** 2.0000	**6.4** .25	**20.56 kg** 45.33 lb	**76.200** 3.0000	242376D : HOLES IN OD CENTER
EE241701	**431.800** 17.0000	**73.025** 2.8750	**6.4** .25	**38.01 kg** 83.82 lb	***242376D**	**603.250** 23.7500	**98.425** 3.8750	**1.5** .06	**39.91 kg** 88.00 lb	**153.289** 6.0350	242377CD : GROOVE IN OD CENTER HOLES IN OD CENTER
					***242377CD**	**603.250** 23.7500	**104.775** 4.1250	**1.5** .06	**42.29 kg** 93.24 lb	**159.639** 6.2850	
M240600 Series											M240629T: REVERSE TAPERED BORE
***M240629T**	**185.938** 7.3204	**61.120** 2.4063	**3.3** .13	**9.80 kg** 21.61 lb	**M240611**	**284.162** 11.1875	**46.038** 1.8125	**3.3** .13	**3.60 kg** 7.93 lb	**56.104** 2.2088	M240631T: REVERSE TAPERED BORE
***M240631T**	**185.938** 7.3204	**61.120** 2.4063	**3.3** .13	**9.74 kg** 21.47 lb							M240644TD: TAPERED BORE TQI/TQO (NON-INTERLOCKING)
***M240647T**	**200.820** 7.9063	**61.120** 2.4063	**3.0** .12	**7.60 kg** 16.77 lb							
***M240648T**	**200.820** 7.9063	**61.120** 2.4063	**3.0** .12	**7.66 kg** 16.89 lb							M240645TD: TAPERED BORE
											M240647T: TAPERED BORE
***M240644TD**	**195.727** 7.7058	**117.475** 4.6250	**1.5** .06	**10.94 kg** 24.12 lb	**M240611**	**284.162** 11.1875	**46.038** 1.8125	**3.3** .13	**3.60 kg** 7.93 lb	**107.442** 4.2300	M240648T: TAPERED BORE
***M240645TD**	**195.727** 7.7058	**117.475** 4.6250	**1.5** .06	**20.48 kg** 45.17 lb							
M240648D	**198.438** 7.8125	**107.950** 4.2500	**1.6** .06	**17.86 kg** 39.37 lb	M240648D may be paired with all single cups corresponding to M240629T and will require .508 mm (.0200 in) to be added to the T-width values.						
LM241100 Series											LM241149NW: EXTENDED LARGE RIB FRONTFACE CHAMFER SLOTS IN FRONTFACE
LM241147	**200.025** 7.8750	**46.038** 1.8125	**3.5** .14	**5.65 kg** 12.46 lb	**LM241110**	**276.225** 10.8750	**34.133** 1.3438	**3.3** .13	**2.10 kg** 4.62 lb	**42.863** 1.6875	
LM241148	**203.987** 8.0310	**46.038** 1.8125	**3.5** .14	**5.20 kg** 11.46 lb	**LM241111**	**276.225** 10.8750	**34.133** 1.3438	**3.3** .13	**2.15 kg** 4.73 lb	**42.863** 1.6875	LM241110D : GROOVE IN OD CENTER HOLES IN OD CENTER

¨These Maximum Fillet Radii will be cleared by the Cone or Cup Radii.
†Bore or O.D. shown are maximum dimensions. *See Remarks Column.

LM241100 SERIES CONTINUED ON NEXT PAGE

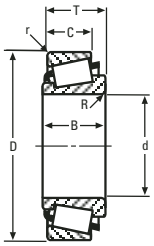

SINGLE ROW

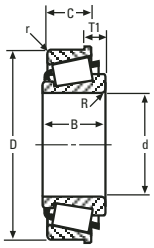

SINGLE ROW WITH FLANGE

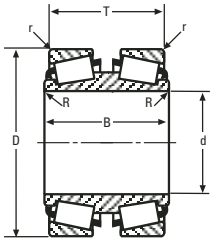

DOUBLE CONE

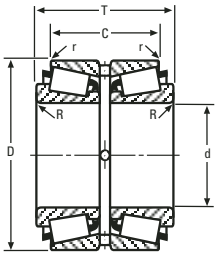

DOUBLE CUP

CONE Number	CONE BORE d	CONE WIDTH B	Max Shaft Fillet Radii R ¨	Weight	CUP Number	CUP OUTSIDE DIA D	CUP WIDTH C	Max Hs'ng Fillet Radii r ¨	Weight	BEARING WIDTH T	Remarks
LM241100 Series (cont)											
LM241149	**203.200** 8.0000	**42.862** 1.6875	**3.5** .14	**4.94 kg** 10.89 lb	**LM241110**	**276.225** 10.8750	**34.133** 1.3438	**3.3** .13	**2.10 kg** 4.62 lb	**42.863** 1.6875	LM241110DC : HOLES IN OD CENTER
					***LM241110DC**	**276.225** 10.8750	**73.025** 2.8750	**.8** .03	**4.64 kg** 10.23 lb	**90.485** 3.5624	
					***LM241110D**	**276.225** 10.8750	**73.025** 2.8750	**.8** .03	**4.64 kg** 10.23 lb	**90.485** 3.5624	
					LM241111	**276.225** 10.8750	**34.133** 1.3438	**3.3** .13	**2.15 kg** 4.73 lb	**42.863** 1.6875	
***LM241149NW**	**203.200** 8.0000	**47.625** 1.8750	**3.5** .14	**5.35 kg** 11.81 lb	LM241149NW may be paired with all single cups corresponding to LM241147 and will require 2.319 mm (.0913 in) to be added to the T-width values.						
M241500 Series											M241530T: REVERSE TAPERED BORE
M241542	**200.025** 7.8750	**61.912** 2.4375	**6.4** .25	**8.63 kg** 19.03 lb	**M241510**	**292.100** 11.5000	**46.038** 1.8125	**3.3** .13	**3.86 kg** 8.52 lb	**57.945** 2.2813	M241544TA: REVERSE TAPERED BORE
M241543	**200.025** 7.8750	**57.945** 2.2813	**3.5** .14	**8.64 kg** 19.05 lb	***M241510CD**	**292.100** 11.5000	**101.600** 4.0000	**1.5** .06	**8.32 kg** 18.34 lb	**125.415** 4.9376	M241546TD: TAPERED BORE TQI/TQO (NON-INTERLOCKING)
M241545	**200.812** 7.9060	**61.912** 2.4375	**6.4** .25	**8.51 kg** 18.76 lb	***M241510DA**	**292.100** 11.5000	**101.600** 4.0000	**.8** .03	**9.14 kg** 20.16 lb	**125.415** 4.9376	
M241547	**203.200** 8.0000	**57.945** 2.2813	**3.5** .14	**8.18 kg** 18.04 lb	***M241510V**	**292.100** 11.5000	**46.038** 1.8125	**3.3** .13	**3.86 kg** 8.52 lb	**57.945** 2.2813	M241547TA: TAPERED BORE
M241547A	**203.200** 8.0000	**57.945** 2.2813	**9.7** .38	**8.13 kg** 17.93 lb	***M241513D**	**301.625** 11.8750	**140.005** 5.5120	**.8** .03	**14.26 kg** 31.44 lb	**125.453** 4.9391	M241547V: MADE FROM VACUUM MELT STEEL
M241547C	**203.200** 8.0000	**57.945** 2.2813	**3.5** .14	**8.18 kg** 18.04 lb	**M241513XD**	**301.625** 11.8750	**140.005** 5.5120	**.8** .03	**14.93 kg** 32.92 lb	**125.453** 4.9391	M241549TE: EXTENDED LARGE RIB SPECIAL BACKFACE RADIUS TAPERED BORE
***M241547V**	**203.200** 8.0000	**57.945** 2.2813	**3.5** .14	**39.42 kg** 86.93 lb	***M241515DA**	**319.075** 12.5620	**101.600** 4.0000	**spcl.** spcl.	**17.04 kg** 37.58 lb	**125.415** 4.9376	
M241549	**204.788** 8.0625	**57.945** 2.2813	**3.5** .14	**7.95 kg** 17.53 lb							M241510CD : GROOVE IN OD CENTER HOLES IN OD CENTER
***M241546TD**	**201.877** 7.9479	**119.065** 4.6876	**1.5** .06	**22.09 kg** 48.71 lb	**M241510**	**292.100** 11.5000	**46.038** 1.8125	**3.3** .13	**3.86 kg** 8.52 lb	**107.239** 4.2220	M241510DA : HOLES IN OD CENTER
					***M241510V**	**292.100** 11.5000	**46.038** 1.8125	**3.3** .13	**3.86 kg** 8.52 lb	**107.239** 4.2220	M241510V : MADE FROM VACUUM MELT STEEL
											M241513D : GROOVE IN OD CENTER HOLES IN OD CENTER
											M241515DA : HOLES IN OD CENTER SPECIAL RADIUS ON LEFTFACE OD SPECIAL RADIUS ON RIGHTFACE OD
***M241530T**	**191.953** 7.5572	**63.500** 2.5000	**3.0** .12	**10.77 kg** 23.74 lb	M241530T may be paired with all single cups corresponding to M241546TD and will require -.356 mm (-.0140 in) to be added to the T-width values.						
M241538D	**190.000** 7.4803	**107.950** 4.2500	**1.5** .06	**23.13 kg** 51.00 lb	M241538D may be paired with all single cups corresponding to M241546TD and will require .711 mm (.0280 in) to be added to the T-width values.						
***M241544TA**	**195.964** 7.7151	**62.708** 2.4688	**6.4** .25	**10.12 kg** 22.30 lb	M241544TA and grouped cones may be paired with all single cups corresponding to M241546TD and will require -.064 mm (-.0025 in) to be added to the T-width values.						
***M241547TA**	**201.204** 7.9214	**62.708** 2.4688	**6.4** .25	**9.32 kg** 20.55 lb							
***M241549TE**	**210.541** 8.2890	**103.980** 4.0937	**13.0** .51	**12.58 kg** 27.74 lb	M241549TE may be paired with all single cups corresponding to M241546TD and will require 40.124 mm (1.5797 in) to be added to the T-width values.						
H242600 Series											H242648TD: KEYWAY IN ID TAPERED BORE
***H242648TD**	**206.375** 8.1250	**184.150** 7.2500	**3.0** .12	**-** -	**H242610**	**336.550** 13.2500	**77.788** 3.0625	**3.3** .13	**10.95 kg** 24.15 lb	**180.975** 7.1250	
H242649D	**206.375** 8.1250	**184.150** 7.2500	**1.5** .06	**52.68 kg** 116.17 lb	***H242610XX**	**336.550** 13.2500	**77.788** 3.0625	**3.3** .13	**10.95 kg** 24.15 lb	**180.975** 7.1250	H242649TD: TAPERED BORE
***H242649TD**	**206.375** 8.1250	**184.150** 7.2500	**1.6** .06	**38.61 kg** 85.13 lb							H242649TDE: EXTENDED SMALL RIB TAPERED BORE
***H242649TDE**	**208.890** 8.2240	**244.475** 9.6250	**1.5** .06	**64.46 kg** 142.14 lb							H242649XX: MADE FROM VACUUM MELT STEEL

H242600 SERIES CONTINUED ON NEXT PAGE

¨These Maximum Fillet Radii will be cleared by the Cone or Cup Radii.
†Bore or O.D. shown are maximum dimensions. *See Remarks Column.

CONE Number	CONE BORE d	CONE WIDTH B	Max Shaft Fillet Radii R ¨	Weight	CUP Number	CUP OUTSIDE DIA D	CUP WIDTH C	Max Hs'ng Fillet Radii r ¨	Weight	BEARING WIDTH T	Remarks
H242600 Series (cont)											
H242649	**206.375** 8.1250	**100.012** 3.9375	**3.3** .13	**22.33 kg** 49.23 lb	**H242610**	**336.550** 13.2500	**77.788** 3.0625	**3.3** .13	**10.95 kg** 24.15 lb	**98.425** 3.8750	H242610CD : GROOVE IN OD CENTER HOLES IN OD CENTER
***H242649XX**	**206.375** 8.1250	**100.012** 3.9375	**3.3** .13	**22.33 kg** 49.23 lb	***H242610CD**	**336.550** 13.2500	**169.862** 6.6875	**1.5** .06	**24.28 kg** 53.54 lb	**211.138** 8.3125	H242610XX : MADE FROM VACUUM MELT STEEL
					***H242610XX**	**336.550** 13.2500	**77.788** 3.0625	**3.3** .13	**10.95 kg** 24.15 lb	**98.425** 3.8750	
243000 Series											EE243192W: KEYWAY IN BACKFACE
EE243190	**482.600** 19.0000	**80.962** 3.1875	**6.4** .25	**46.84 kg** 103.28 lb	**243250**	**634.873** 24.9950	**63.500** 2.5000	**3.3** .13	**19.05 kg** 42.00 lb	**80.963** 3.1875	EE243196W: KEYWAY IN BACKFACE
EE243192	**489.026** 19.2530	**80.962** 3.1875	**6.4** .25	**43.73 kg** 96.43 lb	***243250-B**	**634.873** 24.9950	**63.500** 2.5000	**3.3** .13	**21.49 kg** 47.38 lb	**31.750** 1.2500	243250-B : FLANGE ON OD FRONTFACE, BEARING WIDTH IS T1 DIMENSION
***EE243192W**	**489.026** 19.2530	**80.962** 3.1875	**6.4** .25	**21.15 kg** 46.63 lb	***243250W**	**634.873** 24.9950	**63.500** 2.5000	**3.3** .13	**19.89 kg** 43.85 lb	**80.963** 3.1875	243250W : KEYWAY BACKFACE
EE243195	**498.475** 19.6250	**80.962** 3.1875	**6.4** .25	**-** -	***243251CD**	**634.873** 24.9950	**142.875** 5.6250	**1.5** .06	**42.28 kg** 93.22 lb	**177.800** 7.0000	243251CD : GROOVE IN OD CENTER HOLES IN OD CENTER
EE243196	**498.475** 19.6250	**80.962** 3.1875	**6.4** .25	**39.09 kg** 86.19 lb	***243251D**	**634.873** 24.9950	**142.875** 5.6250	**1.5** .06	**47.40 kg** 104.52 lb	**177.800** 7.0000	
***EE243196W**	**498.475** 19.6250	**80.962** 3.1875	**6.4** .25	**-** -	***243251DC**	**634.873** 24.9950	**142.875** 5.6250	**1.5** .06	**47.68 kg** 105.13 lb	**177.800** 7.0000	243251D : GROOVE IN OD CENTER HOLES IN OD CENTER
EE243197	**498.323** 19.6190	**80.962** 3.1875	**6.4** .25	**39.16 kg** 86.35 lb							243251DC : HOLES IN OD CENTER
EE243198	**498.323** 19.6190	**80.962** 3.1875	**6.4** .25	**-** -							
EE243193D	**489.026** 19.2530	**152.400** 6.0000	**3.3** .13	**106.79 kg** 235.47 lb	**243250**	**634.873** 24.9950	**63.500** 2.5000	**3.3** .13	**19.05 kg** 42.00 lb	**152.400** 6.0000	
					***243250W**	**634.873** 24.9950	**63.500** 2.5000	**3.3** .13	**19.89 kg** 43.85 lb	**152.400** 6.0000	
244000 Series											244236CD : GROOVE IN OD CENTER HOLES IN OD CENTER
EE244180	**457.200** 18.0000	**73.025** 2.8750	**9.7** .38	**33.99 kg** 74.94 lb	**244235**	**596.900** 23.5000	**53.975** 2.1250	**3.3** .13	**15.51 kg** 34.21 lb	**76.200** 3.0000	
EE244180A	**457.200** 18.0000	**73.025** 2.8750	**9.7** .38	**33.99 kg** 74.94 lb	***244236CD**	**596.900** 23.5000	**120.650** 4.7500	**1.5** .06	**34.91 kg** 76.98 lb	**165.100** 6.5000	
EE244181D	**457.200** 18.0000	**130.175** 5.1250	**1.5** .06	**77.31 kg** 170.46 lb	**244235**	**596.900** 23.5000	**53.975** 2.1250	**3.3** .13	**15.51 kg** 34.21 lb	**133.350** 5.2500	
M244200 Series											M244230T: REVERSE TAPERED BORE
***M244230T**	**209.616** 8.2526	**65.883** 2.5938	**3.3** .13	**13.04 kg** 28.75 lb	**M244210**	**314.325** 12.3750	**49.212** 1.9375	**3.3** .13	**4.68 kg** 10.32 lb	**61.557** 2.4235	M244230TL: EXTENDED SMALL RIB KEYWAY IN FRONTFACE REVERSE TAPERED BORE SHOULDER ON ID FRONTFACE
***M244249T**	**225.425** 8.8750	**65.883** 2.5938	**3.3** .13	**10.20 kg** 22.50 lb	***M244210-B**	**314.325** 12.3750	**49.212** 1.9375	**3.3** .13	**5.05 kg** 11.14 lb	**21.869** .8610	
					***M244210XX**	**314.325** 12.3750	**49.212** 1.9375	**3.3** .13	**4.68 kg** 10.32 lb	**61.557** 2.4235	
											M244246TD: TAPERED BORE
***M244246TD**	**219.936** 8.6589	**123.822** 4.8749	**1.5** .06	**26.53 kg** 58.49 lb	**M244210**	**314.325** 12.3750	**49.212** 1.9375	**3.3** .13	**4.68 kg** 10.32 lb	**115.888** 4.5625	M244247TD: TAPERED BORE
M244249D	**220.662** 8.6875	**115.888** 4.5625	**1.5** .06	**23.92 kg** 52.74 lb	***M244210XX**	**314.325** 12.3750	**49.212** 1.9375	**3.3** .13	**4.68 kg** 10.32 lb	**115.888** 4.5625	M244247TDL: TAPERED BORE TQI/TQO (INTERLOCKING)
***M244249DGW**	**220.662** 8.6875	**115.888** 4.5625	**1.5** .06	**23.91 kg** 52.73 lb							M244249DGW: GROOVE IN ID
M244249DW	**220.662** 8.6875	**115.888** 4.5625	**1.5** .06	**23.87 kg** 52.63 lb							M244249DXX: MADE FROM VACUUM MELT STEEL
***M244249DXX**	**220.662** 8.6875	**115.888** 4.5625	**1.5** .06	**23.98 kg** 52.87 lb							M244249T: TAPERED BORE
***M244249TDE**	**222.184** 8.7474	**177.800** 7.0000	**1.5** .06	**30.48 kg** 67.22 lb							M244249TDE: ASYMMETRICAL BEARING EXTENDED SMALL RIB TAPERED BORE
											M244249TL: EXTENDED SMALL RIB KEYWAY IN FRONTFACE SHOULDER ON ID FRONTFACE TAPERED BORE

¨These Maximum Fillet Radii will be cleared by the Cone or Cup Radii.
†Bore or O.D. shown are maximum dimensions. *See Remarks Column.

M244200 SERIES CONTINUED ON NEXT PAGE

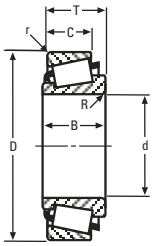

SINGLE ROW

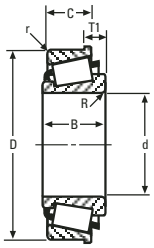

SINGLE ROW WITH FLANGE

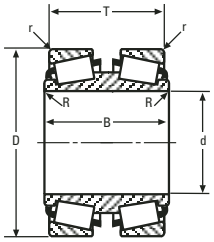

DOUBLE CONE

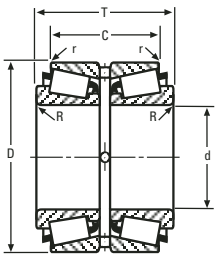

DOUBLE CUP

CONE Number	CONE BORE d	CONE WIDTH B	Max Shaft Fillet Radii R ¨	Weight	CUP Number	CUP OUTSIDE DIA D	CUP WIDTH C	Max Hs'ng Fillet Radii r ¨	Weight	BEARING WIDTH T	Remarks
M244200 Series (cont)											M244210-B : FLANGE ON OD FRONTFACE, BEARING WIDTH IS T1 DIMENSION M244210CD : GROOVE IN OD CENTER HOLES IN OD CENTER M244210DXX : GROOVE IN OD CENTER HOLES IN OD CENTER MADE FROM VACUUM MELT STEEL M244210XX : MADE FROM VACUUM MELT STEEL
***M244230TL**	**209.154** 8.2344	**60.325** 2.3750	**3.3** .13	**9.78 kg** 21.57 lb	**M244210**	**314.325** 12.3750	**49.212** 1.9375	**3.3** .13	**4.68 kg** 10.32 lb	**61.557** 2.4235	
					***M244210-B**	**314.325** 12.3750	**49.212** 1.9375	**3.3** .13	**5.05 kg** 11.14 lb	**21.869** .8610	
					***M244210CD**	**314.325** 12.3750	**106.362** 4.1875	**1.5** .06	**11.22 kg** 24.75 lb	**131.051** 5.1595	
					***M244210DXX**	**314.325** 12.3750	**106.362** 4.1875	**1.5** .06	**10.08 kg** 22.23 lb	**131.051** 5.1595	
					***M244210XX**	**314.325** 12.3750	**49.212** 1.9375	**3.3** .13	**4.68 kg** 10.32 lb	**61.557** 2.4235	
***M244247TD**	**219.936** 8.6589	**123.822** 4.8749	**1.5** .06	**26.53 kg** 58.49 lb	M244247TD and grouped cones may be paired with all single cups corresponding to M244246TD and will require -.711 mm (-.0280 in) to be added to the T-width values.						
***M244247TDL**	**220.398** 8.6771	**134.938** 5.3125	**.0** .00	**27.11 kg** 59.78 lb							
M244249	**220.662** 8.6875	**61.912** 2.4375	**6.4** .25	**9.99 kg** 22.03 lb	M244249 and grouped cones may be paired with all single cups corresponding to M244230TL and will require .356 mm (.0140 in) to be added to the T-width values.						
***M244249TL**	**225.425** 8.8750	**60.325** 2.3750	**3.3** .13	**12.37 kg** 27.27 lb	M244249 and grouped cones may be paired with all double cups corresponding to M244230TL and will require .711 mm (.0280 in) to be added to the T-width values.						
M244249A	**220.662** 8.6875	**66.675** 2.6250	**1.5** .06	**10.37 kg** 22.86 lb	M244249A may be paired with all single cups corresponding to M244230T and will require .356 mm (.0140 in) to be added to the T-width values.						
M244249NA	**220.662** 8.6875	**65.883** 2.5938	**6.4** .25	**20.51 kg** 45.23 lb	***M244210CD**	**314.325** 12.3750	**106.362** 4.1875	**1.5** .06	**11.22 kg** 24.75 lb	**131.765** 5.1876	
					***M244210DXX**	**314.325** 12.3750	**106.362** 4.1875	**1.5** .06	**10.08 kg** 22.23 lb	**131.765** 5.1876	
LL244500 Series											LL244549VC: MADE FROM VACUUM MELT STEEL LL244510V : MADE FROM VACUUM MELT STEEL
LL244549	**231.775** 9.1250	**21.500** .8465	**2.0** .08	**1.28 kg** 2.83 lb	**LL244510**	**268.288** 10.5625	**18.500** .7283	**2.0** .08	**.57 kg** 1.26 lb	**22.500** .8858	
***LL244549VC**	**231.775** 9.1250	**21.500** .8465	**2.0** .08	**1.28 kg** 2.83 lb	***LL244510V**	**268.288** 10.5625	**18.500** .7283	**1.3** .05	**.59 kg** 1.30 lb	**22.500** .8858	
M244600 Series											
M244649D	**219.075** 8.6250	**127.000** 5.0000	**1.5** .06	**32.43 kg** 71.51 lb	**M244610**	**336.550** 13.2500	**47.625** 1.8750	**3.3** .13	**5.44 kg** 11.99 lb	**127.000** 5.0000	
H244800 Series											H244848TD: TAPERED BORE H244849TD: KEYWAY IN ID TAPERED BORE
***H244848TD**	**219.075** 8.6250	**200.025** 7.8750	**1.5** .06	**71.86 kg** 158.44 lb	**H244810**	**358.775** 14.1250	**85.725** 3.3750	**6.4** .25	**13.78 kg** 30.38 lb	**196.850** 7.7500	
H244849D	**219.075** 8.6250	**200.025** 7.8750	**1.5** .06	**68.08 kg** 150.11 lb	**H244810XX**	**358.775** 14.1250	**85.725** 3.3750	**6.4** .25	**13.78 kg** 30.38 lb	**196.850** 7.7500	
***H244849TD**	**219.075** 8.6250	**200.025** 7.8750	**1.5** .06	**76.50 kg** 168.68 lb							
LM245100 Series											LM245130T: REVERSE TAPERED BORE LM245146TD: TAPERED BORE TQI/TQO (NON-INTERLOCKING)
***LM245130T**	**215.369** 8.4791	**53.975** 2.1250	**3.3** .13	**9.89 kg** 21.81 lb	**LM245110**	**311.150** 12.2500	**38.100** 1.5000	**3.3** .13	**2.92 kg** 6.43 lb	**48.959** 1.9275	
***LM245149T**	**228.600** 9.0000	**53.975** 2.1250	**3.3** .13	**7.96 kg** 17.55 lb							

LM245100 SERIES CONTINUED ON NEXT PAGE

¨These Maximum Fillet Radii will be cleared by the Cone or Cup Radii.
†Bore or O.D. shown are maximum dimensions. *See Remarks Column.

CONE Number	CONE BORE d	CONE WIDTH B	Max Shaft Fillet Radii R ¨	Weight	CUP Number	CUP OUTSIDE DIA D	CUP WIDTH C	Max Hs'ng Fillet Radii r ¨	Weight	BEARING WIDTH T	Remarks
LM245100 Series (cont)											LM245149DGW: GROOVE IN ID
***LM245149DGW**	**228.600** 9.0000	**95.250** 3.7500	**1.5** .06	**17.08 kg** 37.67 lb	**LM245110**	**311.150** 12.2500	**38.100** 1.5000	**3.3** .13	**2.92 kg** 6.43 lb	**95.251** 3.7500	LM245149T: TAPERED BORE
LM245149DW	**228.600** 9.0000	**95.250** 3.7500	**1.5** .06	**17.10 kg** 37.70 lb							
***LM245146TD**	**224.102** 8.8229	**104.775** 4.1250	**1.5** .06	**20.33 kg** 44.83 lb	LM245146TD may be paired with all single cups corresponding to LM245130T and will require -.508 mm (-.0200 in) to be added to the T-width values.						
LM245800 Series											
LM245833	**220.878** 8.6960	**52.388** 2.0625	**3.3** .13	**9.32 kg** 20.55 lb	**LM245810**	**317.500** 12.5000	**36.512** 1.4375	**3.3** .13	**2.88 kg** 6.36 lb	**47.625** 1.8750	
LM245846	**230.188** 9.0625	**52.388** 2.0625	**3.3** .13	**7.97 kg** 17.56 lb							
LM245848	**231.775** 9.1250	**52.388** 2.0625	**3.3** .13	**7.73 kg** 17.04 lb							
M246900 Series											
M246932	**212.725** 8.3750	**65.088** 2.5625	**6.4** .25	**16.38 kg** 36.11 lb	**M246910**	**336.550** 13.2500	**50.800** 2.0000	**3.3** .13	**5.48 kg** 12.08 lb	**65.087** 2.5625	
M246942	**231.775** 9.1250	**65.088** 2.5625	**6.4** .25	**12.98 kg** 28.63 lb							
M246943	**231.775** 9.1250	**69.850** 2.7500	**6.4** .25	**13.38 kg** 29.50 lb							
M246947	**235.331** 9.2650	**69.850** 2.7500	**2.3** .09	**12.82 kg** 28.26 lb							
M246947AA	**235.331** 9.2650	**65.088** 2.5625	**2.3** .09	**12.42 kg** 27.40 lb							
M246948	**237.330** 9.3437	**69.850** 2.7500	**6.4** .25	**12.39 kg** 27.32 lb							
M246949	**237.330** 9.3437	**65.088** 2.5625	**6.4** .25	**11.94 kg** 26.33 lb							
H247500 Series											H247545WS: KEYWAY IN ID FRONTFACE
H247535	**200.025** 7.8750	**112.712** 4.4375	**6.4** .25	**43.43 kg** 95.76 lb	**H247510**	**384.175** 15.1250	**90.488** 3.5625	**6.4** .25	**16.84 kg** 37.13 lb	**112.712** 4.4375	H247549WS: KEYWAY IN ID FRONTFACE
H247536	**200.025** 7.8750	**112.712** 4.4375	**6.4** .25	**-** -	***H247510CD**	**384.175** 15.1250	**193.675** 7.6250	**1.5** .06	**35.74 kg** 78.80 lb	**238.124** 9.3750	H247510CD : GROOVE IN OD CENTER HOLES IN OD CENTER
***H247545WS**	**231.775** 9.1250	**112.712** 4.4375	**6.4** .25	**34.05 kg** 75.07 lb							
H247548	**234.950** 9.2500	**112.712** 4.4375	**6.4** .25	**-** -							
H247549	**234.950** 9.2500	**112.712** 4.4375	**6.4** .25	**32.89 kg** 72.53 lb							
***H247549WS**	**234.950** 9.2500	**112.712** 4.4375	**6.4** .25	**32.89 kg** 72.53 lb							
H247549D	**234.950** 9.2500	**209.550** 8.2500	**1.5** .06	**78.65 kg** 173.43 lb	**H247510**	**384.175** 15.1250	**90.488** 3.5625	**6.4** .25	**16.84 kg** 37.13 lb	**209.549** 8.2500	
LM247700 Series											LM247730T: REVERSE TAPERED BORE
***LM247730T**	**234.686** 9.2396	**53.975** 2.1250	**3.3** .13	**10.08 kg** 22.22 lb	**LM247710**	**327.025** 12.8750	**38.100** 1.5000	**3.3** .13	**3.05 kg** 6.72 lb	**48.857** 1.9235	LM247747DGW: GROOVE IN ID
***LM247749T**	**247.650** 9.7500	**53.975** 2.1250	**3.3** .13	**8.02 kg** 17.68 lb	**LM247714**	**329.949** 12.9901	**39.688** 1.5625	**3.3** .13	**3.68 kg** 8.12 lb	**50.445** 1.9860	SHOULDER ON ID RIGHTSIDE SLOTS IN RIGHTFACE
											LM247747TD: TAPERED BORE
***LM247747DGW**	**243.975** 9.6053	**123.000** 4.8425	**1.5** .06	**20.16 kg** 44.44 lb	**LM247710**	**327.025** 12.8750	**38.100** 1.5000	**3.3** .13	**3.05 kg** 6.72 lb	**92.075** 3.6250	TQI/TQO (NON-INTERLOCKING)
LM247748D	**244.475** 9.6250	**92.075** 3.6250	**1.5** .06	**18.05 kg** 39.81 lb	**LM247714**	**329.949** 12.9901	**39.688** 1.5625	**3.3** .13	**3.68 kg** 8.12 lb	**95.250** 3.7500	LM247748DA: SLOTS IN LEFTFACE
***LM247748DA**	**244.475** 9.6250	**130.175** 5.1250	**1.5** .06	**20.72 kg** 45.69 lb							LM247748DGW: GROOVE IN ID
***LM247748DGW**	**244.475** 9.6250	**92.075** 3.6250	**1.5** .06	**17.77 kg** 39.18 lb							LM247749T: TAPERED BORE
LM247748DW	**244.475** 9.6250	**92.075** 3.6250	**1.5** .06	**18.03 kg** 39.76 lb							
***LM247747TD**	**243.152** 9.5729	**101.600** 4.0000	**1.5** .06	**20.22 kg** 44.59 lb	LM247747TD may be paired with all single cups corresponding to LM247730T and will require -.711 mm (-.0280 in) to be added to the T-width values.						

¨These Maximum Fillet Radii will be cleared by the Cone or Cup Radii.
†Bore or O.D. shown are maximum dimensions. *See Remarks Column.

H249100 SERIES CONTINUED ON NEXT PAGE

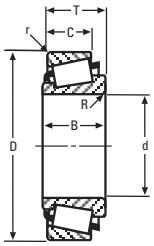

SINGLE ROW

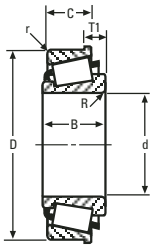

SINGLE ROW WITH FLANGE

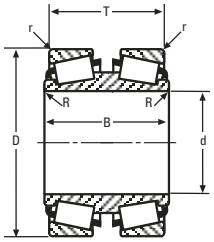

DOUBLE CONE

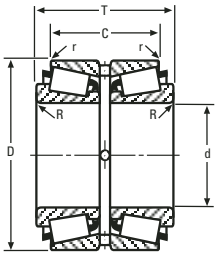

DOUBLE CUP

CONE Number	CONE BORE d	CONE WIDTH B	Max Shaft Fillet Radii R ¨	Weight	CUP Number	CUP OUTSIDE DIA D	CUP WIDTH C	Max Hs'ng Fillet Radii r ¨	Weight	BEARING WIDTH T	Remarks
H249100 Series											H249111CD : GROOVE IN OD CENTER HOLES IN OD CENTER
H249148	**241.300** 9.5000	**100.012** 3.9375	**6.4** .25	**67.76 kg** 149.40 lb	***H249111CD**	**406.400** 16.0000	**184.150** 7.2500	**1.5** .06	**34.73 kg** 76.59 lb	**215.900** 8.5000	
LM249700 Series											LM249710CD : GROOVE IN OD CENTER HOLES IN OD CENTER
LM249748	**254.000** 10.0000	**42.862** 1.6875	**3.5** .14	**15.84 kg** 34.92 lb	***LM249710CD**	**347.662** 13.6875	**69.850** 2.7500	**1.5** .06	**6.39 kg** 14.08 lb	**95.250** 3.7500	
M249700 Series											M249730T: REVERSE TAPERED BORE
M249732	**228.600** 9.0000	**71.438** 2.8125	**3.5** .14	**20.22 kg** 44.60 lb	**M249710**	**358.775** 14.1250	**53.975** 2.1250	**3.3** .13	**6.46 kg** 14.24 lb	**71.437** 2.8125	M249730TL: KEYWAY IN FRONTFACE REVERSE TAPERED BORE SHOULDER ON ID FRONTFACE
M249734	**231.775** 9.1250	**71.438** 2.8125	**6.4** .25	**19.50 kg** 43.00 lb	***M249710-B**	**358.775** 14.1250	**53.975** 2.1250	**3.3** .13	**7.32 kg** 16.13 lb	**30.162** 1.1875	
M249734H	**231.775** 9.1250	**71.438** 2.8125	**6.4** .25	**19.88 kg** 43.83 lb	***M249710CD**	**358.775** 14.1250	**117.475** 4.6250	**1.5** .06	**14.42 kg** 31.80 lb	**152.400** 6.0000	M249731T: REVERSE TAPERED BORE
M249736	**237.330** 9.3437	**71.438** 2.8125	**6.4** .25	**18.36 kg** 40.48 lb	***M249710DV**	**358.775** 14.1250	**117.475** 4.6250	**1.5** .06	**14.93 kg** 32.92 lb	**152.400** 6.0000	M249742TD: ASYMMETRICAL BEARING
M249749	**254.000** 10.0000	**71.438** 2.8125	**3.5** .14	**14.84 kg** 32.73 lb	***M249710DW**	**358.775** 14.1250	**133.350** 5.2500	**spcl.** spcl.	**15.30 kg** 33.74 lb	**152.400** 6.0000	REVERSE TAPERED BORE
M249749H	**254.000** 10.0000	**71.438** 2.8125	**3.5** .14	**15.23 kg** 33.59 lb	**M249710V**	**358.775** 14.1250	**53.975** 2.1250	**3.3** .13	**6.59 kg** 14.53 lb	**71.437** 2.8125	M249745TA: REVERSE TAPERED BORE
M249749X	**254.000** 10.0000	**71.438** 2.8125	**3.5** .14	**14.84 kg** 32.73 lb	**M249710X**	**358.775** 14.1250	**53.975** 2.1250	**3.3** .13	**6.46 kg** 14.24 lb	**71.437** 2.8125	M249745TD: TAPERED BORE
					***M249711D**	**358.775** 14.1250	**117.475** 4.6250	**1.5** .06	**14.70 kg** 32.41 lb	**152.400** 6.0000	M249746TD: TAPERED BORE
											M249746TDG: GROOVE IN ID CENTER TAPERED BORE
											M249747TD: TAPERED BORE TQI/TQO (NON-INTERLOCKING)
***M249746TD**	**252.412** 9.9375	**139.700** 5.5000	**1.5** .06	**38.09 kg** 84.00 lb	**M249710**	**358.775** 14.1250	**53.975** 2.1250	**3.3** .13	**6.46 kg** 14.24 lb	**130.175** 5.1250	
***M249746TDG**	**252.412** 9.9375	**139.700** 5.5000	**1.5** .06	**38.03 kg** 83.85 lb	**M249710V**	**358.775** 14.1250	**53.975** 2.1250	**3.3** .13	**6.59 kg** 14.53 lb	**130.175** 5.1250	M249747TDL: TAPERED BORE TQI/TQO (INTERLOCKING)
M249748D	**254.000** 10.0000	**130.175** 5.1250	**3.3** .13	**34.46 kg** 75.98 lb	**M249710X**	**358.775** 14.1250	**53.975** 2.1250	**3.3** .13	**6.46 kg** 14.24 lb	**130.175** 5.1250	M249748DV: MADE FROM VACUUM MELT STEEL
***M249748DV**	**254.000** 10.0000	**130.175** 5.1250	**3.3** .13	**34.46 kg** 75.98 lb							
M249748DW	**254.000** 10.0000	**130.175** 5.1250	**spcl.** spcl.	**34.46 kg** 75.98 lb							M249748TD: TAPERED BORE TQI/TQO (NON-INTERLOCKING)
***M249749D**	**254.000** 10.0000	**130.175** 5.1250	**1.5** .06	**34.46 kg** 75.98 lb							M249749D: SHOULDER ON OD LEFTFACE
											M249749T: TAPERED BORE
M249747	**257.175** 10.1250	**76.200** 3.0000	**1.5** .06	**14.21 kg** 31.34 lb	**M249710**	**358.775** 14.1250	**53.975** 2.1250	**3.3** .13	**6.46 kg** 14.24 lb	**71.437** 2.8125	M249749TA: TAPERED BORE
M249749AH	**254.000** 10.0000	**76.200** 3.0000	**1.5** .06	**15.01 kg** 33.10 lb	***M249710-B**	**358.775** 14.1250	**53.975** 2.1250	**3.3** .13	**7.32 kg** 16.13 lb	**30.162** 1.1875	M249749TE: SPECIAL BACKFACE RADIUS
					M249710V	**358.775** 14.1250	**53.975** 2.1250	**3.3** .13	**6.59 kg** 14.53 lb	**71.437** 2.8125	TAPERED BORE
					M249710X	**358.775** 14.1250	**53.975** 2.1250	**3.3** .13	**6.46 kg** 14.24 lb	**71.437** 2.8125	M249749TLE: KEYWAY IN FRONTFACE SHOULDER ON ID FRONTFACE SPECIAL BACKFACE RADIUS TAPERED BORE
											M249710-B : FLANGE ON OD FRONTFACE, BEARING WIDTH IS T1 DIMENSION
M249749NA	**254.000** 10.0000	**76.200** 3.0000	**3.5** .14	**30.30 kg** 66.82 lb	***M249710CD**	**358.775** 14.1250	**117.475** 4.6250	**1.5** .06	**14.42 kg** 31.80 lb	**152.400** 6.0000	M249710CD : GROOVE IN OD CENTER HOLES IN OD CENTER
					***M249710DV**	**358.775** 14.1250	**117.475** 4.6250	**1.5** .06	**14.93 kg** 32.92 lb	**152.400** 6.0000	
					***M249710DW**	**358.775** 14.1250	**133.350** 5.2500	**spcl.** spcl.	**15.30 kg** 33.74 lb	**152.400** 6.0000	M249710DV : GROOVE IN OD CENTER HOLES IN OD CENTER
					***M249711D**	**358.775** 14.1250	**117.475** 4.6250	**1.5** .06	**14.70 kg** 32.41 lb	**152.400** 6.0000	M249710DW : GROOVE IN OD CENTER HOLES IN OD CENTER SPECIAL RADIUS ON LEFTFACE OD SPECIAL RADIUS ON RIGHTFACE OD

M249700 SERIES CONTINUED ON NEXT PAGE

¨These Maximum Fillet Radii will be cleared by the Cone or Cup Radii.
†Bore or O.D. shown are maximum dimensions. *See Remarks Column.

CONE Number	CONE BORE d	CONE WIDTH B	Max Shaft Fillet Radii R ¨	Weight	CUP Number	CUP OUTSIDE DIA D	CUP WIDTH C	Max Hs'ng Fillet Radii r ¨	Weight	BEARING WIDTH T	Remarks
M249700 Series (cont)											M249711D : HOLES IN OD CENTER
***M249730T**	**240.772** 9.4792	**76.200** 3.0000	**3.3** .13	**19.07 kg** 42.06 lb	M249730T and grouped cones may be paired with all single cups corresponding to M249747 and will require -.305 mm (-.0120 in) to be added to the T-width values.						
***M249745TA**	**252.397** 9.9369	**76.200** 3.0000	**3.3** .13	**16.64 kg** 36.69 lb							
***M249749T**	**258.763** 10.1875	**76.200** 3.0000	**3.3** .13	**14.91 kg** 32.88 lb							
***M249749TA**	**258.763** 10.1875	**76.200** 3.0000	**3.3** .13	**15.14 kg** 33.38 lb							
***M249730TL**	**239.845** 9.4427	**71.438** 2.8125	**3.3** .13	**19.85 kg** 43.76 lb	M249730TL and grouped cones may be paired with all single cups corresponding to M249732 and will require -.305 mm (-.0120 in) to be added to the T-width values.						
***M249731T**	**239.845** 9.4427	**71.438** 2.8125	**3.3** .13	**18.57 kg** 40.95 lb	M249730TL and grouped cones may be paired with all double cups corresponding to M249732 and will require -.610 mm (-.0240 in) to be added to the T-width values.						
***M249742TD**	**242.745** 9.5569	**139.700** 5.5000	**3.3** .13	**40.85 kg** 90.07 lb	M249742TD and grouped cones may be paired with all single cups corresponding to M249746TD and will require -1.118 mm (-.0440 in) to be added to the T-width values.						
***M249745TD**	**253.594** 9.9840	**130.175** 5.1250	**3.3** .13	**36.32 kg** 80.08 lb							
***M249747TD**	**252.412** 9.9375	**139.700** 5.5000	**1.5** .06	**38.08 kg** 83.98 lb	M249747TD and grouped cones may be paired with all single cups corresponding to M249746TD and will require -.610 mm (-.0240 in) to be added to the T-width values.						
***M249747TDL**	**252.809** 9.9531	**155.575** 6.1250	**1.5** .06	**39.00 kg** 86.00 lb							
***M249748TD**	**252.809** 9.9531	**155.575** 6.1250	**1.5** .06	**39.48 kg** 87.05 lb							
***M249749TE**	**262.865** 10.3490	**120.650** 4.7500	**19.0** .75	**21.19 kg** 46.72 lb	M249749TE and grouped cones may be paired with all single cups corresponding to M249732 and will require 48.908 mm (1.9255 in) to be added to the T-width values.						
***M249749TLE**	**262.865** 10.3490	**120.650** 4.7500	**19.0** .75	**21.04 kg** 46.39 lb	M249749TE and grouped cones may be paired with all double cups corresponding to M249732 and will require 97.815 mm (3.8510 in) to be added to the T-width values.						
HH249900 Series											HH249949V: MADE FROM VACUUM MELT STEEL
HH249949	**247.650** 9.7500	**117.475** 4.6250	**6.4** .25	**-** -	**HH249910**	**406.400** 16.0000	**93.662** 3.6875	**6.4** .25	**19.41 kg** 42.80 lb	**115.888** 4.5625	HH249910CD : GROOVE IN OD CENTER HOLES IN OD CENTER
HH249949H	**247.650** 9.7500	**117.475** 4.6250	**6.4** .25	**-** -	***HH249910CDV**	**406.400** 16.0000	**203.200** 8.0000	**1.5** .06	**42.32 kg** 93.32 lb	**247.650** 9.7500	
***HH249949V**	**247.650** 9.7500	**117.475** 4.6250	**6.4** .25	**-** -	***HH249910CD**	**406.400** 16.0000	**203.200** 8.0000	**1.5** .06	**42.32 kg** 93.32 lb	**247.650** 9.7500	HH249910CDV : GROOVE IN OD CENTER HOLES IN OD CENTER
HH249949D	**247.650** 9.7500	**219.075** 8.6250	**3.3** .13	**-** -	**HH249910**	**406.400** 16.0000	**93.662** 3.6875	**6.4** .25	**19.41 kg** 42.80 lb	**215.900** 8.5000	

¨These Maximum Fillet Radii will be cleared by the Cone or Cup Radii.
†Bore or O.D. shown are maximum dimensions. *See Remarks Column.

250000 SERIES CONTINUED ON NEXT PAGE

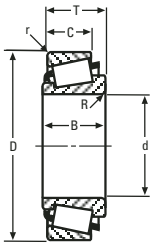

SINGLE ROW

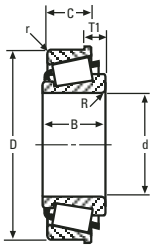

SINGLE ROW WITH FLANGE

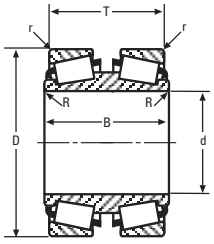

DOUBLE CONE

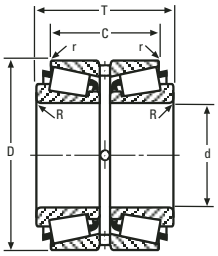

DOUBLE CUP

CONE Number	CONE BORE d	CONE WIDTH B	Max Shaft Fillet Radii R ¨	Weight	CUP Number	CUP OUTSIDE DIA D	CUP WIDTH C	Max Hs'ng Fillet Radii r ¨	Weight	BEARING WIDTH T	Remarks
250000 Series											
EE251000D	**254.000** 10.0000	**104.775** 4.1250	**1.5** .06	**40.61 kg** 89.54 lb	**251575**	**400.050** 15.7500	**41.275** 1.6250	**1.5** .06	**8.35 kg** 18.40 lb	**107.950** 4.2500	
EE251001	**254.000** 10.0000	**55.562** 2.1875	**3.3** .13	**16.53 kg** 36.45 lb	**251575**	**400.050** 15.7500	**41.275** 1.6250	**1.5** .06	**8.35 kg** 18.40 lb	**57.150** 2.2500	
HM252300 Series											HM252340DW: KEYWAY IN ID
HM252340D	**250.825** 9.8750	**139.700** 5.5000	**3.5** .14	**69.66 kg** 153.59 lb	**HM252310**	**422.275** 16.6250	**66.675** 2.6250	**3.3** .13	**12.39 kg** 27.32 lb	**152.400** 6.0000	HM252341DW: KEYWAY IN ID
***HM252340DW**	**250.825** 9.8750	**139.700** 5.5000	**3.5** .14	**69.66 kg** 153.59 lb	**HM252315**	**431.724** 16.9970	**60.325** 2.3750	**3.5** .14	**14.13 kg** 31.16 lb	**145.258** 5.7188	HM252347T: REVERSE TAPERED BORE
***HM252341DW**	**250.825** 9.8750	**139.700** 5.5000	**3.5** .14	- -							HM252348WS: KEYWAY IN ID FRONTFACE
HM252343D	**254.000** 10.0000	**139.700** 5.5000	**3.5** .14	**68.28 kg** 150.56 lb							HM252349T: TAPERED BORE
HM252347D	**260.350** 10.2500	**139.700** 5.5000	**3.5** .14	**65.48 kg** 144.37 lb							HM252310CD : GROOVE IN OD CENTER HOLES IN OD CENTER
HM252343	**254.000** 10.0000	**79.771** 3.1406	**6.8** .27	**30.25 kg** 66.71 lb	**HM252310**	**422.275** 16.6250	**66.675** 2.6250	**3.3** .13	**12.39 kg** 27.32 lb	**86.121** 3.3906	HM252310DW : GROOVE IN OD CENTER HOLES IN OD CENTER
HM252344	**254.000** 10.0000	**79.771** 3.1406	**6.8** .27	- -	***HM252310DW**	**422.275** 16.6250	**165.100** 6.5000	**1.5** .06	**28.23 kg** 62.25 lb	**178.593** 7.0312	
***HM252347T**	**252.115** 9.9258	**79.771** 3.1406	**6.8** .27	**31.61 kg** 69.71 lb	***HM252310CD**	**422.275** 16.6250	**139.700** 5.5000	**1.5** .06	**24.56 kg** 54.16 lb	**178.592** 7.0312	HM252311D : GROOVE IN OD CENTER HOLES IN OD CENTER
HM252348	**260.350** 10.2500	**79.771** 3.1406	**6.8** .27	**28.82 kg** 63.54 lb	***HM252311D**	**422.275** 16.6250	**128.587** 5.0625	**1.5** .06	**24.32 kg** 53.63 lb	**173.038** 6.8125	HM252312D : GROOVE IN OD CENTER HOLES IN OD CENTER
***HM252348WS**	**260.350** 10.2500	**79.771** 3.1406	**6.8** .27	**28.79 kg** 63.48 lb	***HM252312D**	**422.910** 16.6500	**139.700** 5.5000	**1.5** .06	**25.02 kg** 55.18 lb	**178.592** 7.0312	
HM252349	**260.350** 10.2500	**79.771** 3.1406	**6.8** .27	- -	**HM252315**	**431.724** 16.9970	**60.325** 2.3750	**3.5** .14	**14.13 kg** 31.16 lb	**82.550** 3.2500	HM252315D : GROOVE IN OD CENTER HOLES IN OD CENTER
***HM252349T**	**260.350** 10.2500	**79.771** 3.1406	**6.8** .27	**29.46 kg** 64.97 lb	***HM252315DC**	**431.724** 16.9970	**128.587** 5.0625	**1.5** .06	**30.69 kg** 67.68 lb	**173.038** 6.8125	HM252315DC : HOLES IN OD CENTER
					***HM252315D**	**431.724** 16.9970	**128.587** 5.0625	**1.5** .06	**30.68 kg** 67.64 lb	**173.038** 6.8125	
HM252343NA	**254.000** 10.0000	**86.517** 3.4062	**6.4** .25	- -	***HM252310DW**	**422.275** 16.6250	**165.100** 6.5000	**1.5** .06	**28.23 kg** 62.25 lb	**173.035** 6.8124	
HM252344NA	**254.000** 10.0000	**86.517** 3.4062	**6.4** .25	- -	***HM252310CD**	**422.275** 16.6250	**139.700** 5.5000	**1.5** .06	**24.56 kg** 54.16 lb	**173.035** 6.8124	
HM252348NA	**260.350** 10.2500	**86.517** 3.4062	**6.4** .25	- -	***HM252311D**	**422.275** 16.6250	**128.587** 5.0625	**1.5** .06	**24.32 kg** 53.63 lb	**173.035** 6.8124	
HM252349NA	**260.350** 10.2500	**86.517** 3.4062	**6.4** .25	- -	***HM252312D**	**422.910** 16.6500	**139.700** 5.5000	**1.5** .06	**25.02 kg** 55.18 lb	**173.035** 6.8124	
					***HM252315DC**	**431.724** 16.9970	**128.587** 5.0625	**1.5** .06	**30.69 kg** 67.68 lb	**173.035** 6.8124	
					***HM252315D**	**431.724** 16.9970	**128.587** 5.0625	**1.5** .06	**30.68 kg** 67.64 lb	**173.035** 6.8124	
HM252348D	**260.350** 10.2500	**152.400** 6.0000	**6.4** .25	**66.85 kg** 147.40 lb	HM252348D and grouped cones may be paired with all single cups corresponding to HM252340D and will require 3.175 mm (.1250 in) to be added to the T-width values.						
HM252348DW	**260.350** 10.2500	**152.400** 6.0000	**6.4** .25	**66.72 kg** 147.12 lb							
HM252349D	**260.350** 10.2500	**152.400** 6.0000	**6.4** .25	- -							
M252300 Series											M252330T: REVERSE TAPERED BORE
M252330	**234.950** 9.2500	**74.612** 2.9375	**6.4** .25	**26.21 kg** 57.79 lb	**M252310**	**381.000** 15.0000	**57.150** 2.2500	**3.3** .13	**7.67 kg** 16.91 lb	**74.612** 2.9375	M252331T: REVERSE TAPERED BORE
M252330X	**234.950** 9.2500	**74.612** 2.9375	**6.4** .25	**26.46 kg** 58.35 lb	***M252310CD**	**381.000** 15.0000	**123.825** 4.8750	**1.5** .06	**16.30 kg** 35.94 lb	**158.750** 6.2500	M252337WS: KEYWAY IN ID FRONTFACE
M252337	**247.650** 9.7500	**74.612** 2.9375	**6.4** .25	**23.29 kg** 51.35 lb	**M252310X**	**381.000** 15.0000	**57.150** 2.2500	**3.3** .13	**7.67 kg** 16.91 lb	**74.612** 2.9375	M252338DW: KEYWAY IN ID SHOULDER ON OD LEFTFACE
***M252337WS**	**247.650** 9.7500	**74.612** 2.9375	**5.0** .20	**23.29 kg** 51.35 lb							M252344TD: EXTENDED SMALL RIB TAPERED BORE TQI/TQO (NON-INTERLOCKING)
M252349	**269.875** 10.6250	**74.612** 2.9375	**6.4** .25	**18.11 kg** 39.93 lb							

M252300 SERIES CONTINUED ON NEXT PAGE

¨These Maximum Fillet Radii will be cleared by the Cone or Cup Radii.
†Bore or O.D. shown are maximum dimensions. *See Remarks Column.

CONE Number	CONE BORE d	CONE WIDTH B	Max Shaft Fillet Radii R ¨	Weight	CUP Number	CUP OUTSIDE DIA D	CUP WIDTH C	Max Hs'ng Fillet Radii r ¨	Weight	BEARING WIDTH T	Remarks
M252300 Series (cont)											
M252349H	**269.875** 10.6250	**74.612** 2.9375	**6.4** .25	**18.26 kg** 40.26 lb							
M252349HWS	**269.875** 10.6250	**74.612** 2.9375	**6.4** .25	**18.24 kg** 40.23 lb							M252345TD: TAPERED BORE TQI/TQO (NON-INTERLOCKING)
***M252338DW**	**250.825** 9.8750	**136.525** 5.3750	**3.3** .13	**49.53 kg** 109.20 lb	**M252310**	**381.000** 15.0000	**57.150** 2.2500	**3.3** .13	**7.67 kg** 16.91 lb	**136.525** 5.3750	M252348T: TAPERED BORE
M252349D	**269.875** 10.6250	**136.525** 5.3750	**3.3** .13	**41.19 kg** 90.81 lb	**M252310X**	**381.000** 15.0000	**57.150** 2.2500	**3.3** .13	**7.67 kg** 16.91 lb	**136.525** 5.3750	M252348TE: EXTENDED LARGE RIB SPECIAL BACKFACE RADIUS
***M252349DE**	**269.875** 10.6250	**196.850** 7.7500	**1.5** .06	**45.82 kg** 101.04 lb							TAPERED BORE
M252349DW	**269.875** 10.6250	**136.525** 5.3750	**3.3** .13	**41.14 kg** 90.70 lb							M252349DE: EXTENDED SMALL RIB
***M252349TD**	**269.875** 10.6250	**136.525** 5.3750	**1.5** .06	**43.74 kg** 96.44 lb							M252349T: TAPERED BORE
***M252349TDE**	**272.390** 10.7240	**196.850** 7.7500	**1.5** .06	**50.27 kg** 110.86 lb							M252349TD: TAPERED BORE
***M252349TDG**	**269.875** 10.6250	**136.525** 5.3750	**1.5** .06	**43.74 kg** 96.44 lb							M252349TDE: EXTENDED SMALL RIB TAPERED BORE M252349TDG: GROOVE IN ID CENTER TAPERED BORE M252310CD : GROOVE IN OD CENTER HOLES IN OD CENTER
***M252330T**	**252.809** 9.9531	**77.788** 3.0625	**6.4** .25	**-** -	M252330T and grouped cones may be paired with all single cups corresponding to M252338DW and will require -2.096 mm (-.0825 in) to be added to the T-width values.						
***M252349T**	**271.462** 10.6875	**77.788** 3.0625	**6.4** .25	**-** -							
***M252331T**	**251.485** 9.9010	**74.612** 2.9375	**6.4** .25	**-** -	M252331T and grouped cones may be paired with all single cups corresponding to M252330 and will require -2.096 mm (-.0825 in) to be added to the T-width values.						
***M252348T**	**271.462** 10.6875	**74.612** 2.9375	**6.4** .25	**-** -	M252331T and grouped cones may be paired with all double cups corresponding to M252330 and will require -4.191 mm (-.1650 in) to be added to the T-width values.						
***M252344TD**	**265.245** 10.4427	**165.100** 6.5000	**1.5** .06	**-** -	M252344TD and grouped cones may be paired with all single cups corresponding to M252338DW and will require -1.016 mm (-.0400 in) to be added to the T-width values.						
***M252345TD**	**264.980** 10.4323	**146.050** 5.7500	**3.3** .13	**-** -							
***M252348TE**	**276.093** 10.8698	**130.175** 5.1250	**24.5** .96	**-** -	M252348TE may be paired with all single cups corresponding to M252330 and will require 53.467 mm (2.1050 in) to be added to the T-width values. M252348TE may be paired with all double cups corresponding to M252330 and will require 106.934 mm (4.2100 in) to be added to the T-width values.						
LM254300 Series											
***LM254346DGW**	**285.750** 11.2500	**122.238** 4.8125	**1.5** .06	**28.09 kg** 61.94 lb	***LM254313X**	**380.898** 14.9960	**53.246** 2.0963	**5.5** .22	**5.06 kg** 11.16 lb	**127.447** 5.0176	LM254346DGW: ASYMMETRICAL BEARING GROOVE IN ID SHOULDER ON ID RIGHTSIDE
					***LM254313W**	**380.898** 14.9960	**46.038** 1.8125	**3.3** .13	**4.63 kg** 10.22 lb	**113.030** 4.4500	LM254313W : SLOTS IN BACKFACE LM254313X : CHAMFER ON BACKFACE OD CHAMFER ON FRONTFACE OD SHOULDER ON OD BACKFACE
HH255100 Series											
HH255149D	**279.400** 11.0000	**244.475** 9.6250	**1.5** .06	**-** -	**HH255110**	**457.200** 18.0000	**106.362** 4.1875	**6.4** .25	**28.13 kg** 62.02 lb	**244.475** 9.6250	
M255400 Series											M255429T: REVERSE TAPERED BORE
M255448	**288.925** 11.3750	**77.788** 3.0625	**9.7** .38	**-** -	**M255410**	**406.400** 16.0000	**60.325** 2.3750	**3.3** .13	**9.29 kg** 20.49 lb	**77.787** 3.0625	M255445TD: TAPERED BORE TQI/TQO (NON-INTERLOCKING)
M255449	**288.925** 11.3750	**77.788** 3.0625	**6.4** .25	**-** -	***M255410DV**	**406.400** 16.0000	**130.175** 5.1250	**1.5** .06	**20.24 kg** 44.63 lb	**165.100** 6.5000	

¨These Maximum Fillet Radii will be cleared by the Cone or Cup Radii.
†Bore or O.D. shown are maximum dimensions. *See Remarks Column.

M255400 SERIES CONTINUED ON NEXT PAGE

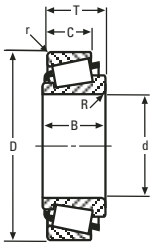

SINGLE ROW

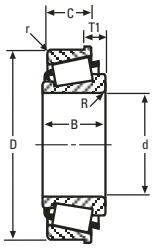

SINGLE ROW WITH FLANGE

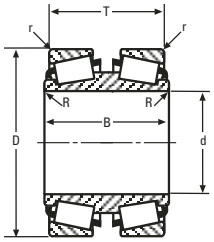

DOUBLE CONE

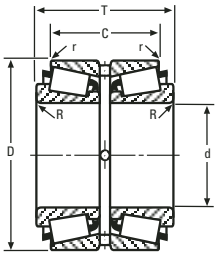

DOUBLE CUP

CONE Number	CONE BORE d	CONE WIDTH B	Max Shaft Fillet Radii R ¨	Weight	CUP Number	CUP OUTSIDE DIA D	CUP WIDTH C	Max Hs'ng Fillet Radii r ¨	Weight	BEARING WIDTH T	Remarks
M255400 Series (cont)											
M255449H	**288.925**	**77.788**	**6.4**	-	***M255410CD**	**406.400**	**130.175**	**1.5**	**19.63 kg**	**165.100**	M255448T: TAPERED BORE
	11.3750	3.0625	.25	-		16.0000	5.1250	.06	43.28 lb	6.5000	
M255449V	**288.925**	**77.788**	**6.4**	-	**M255411**	**406.949**	**61.000**	**3.5**	**9.53 kg**	**77.907**	M255448TE: EXTENDED LARGE RIB
	11.3750	3.0625	.25	-		16.0216	2.4016	.14	21.00 lb	3.0672	SPECIAL BACKFACE RADIUS
M255449WS	**288.925**	**77.788**	**6.4**	-							TAPERED BORE
	11.3750	3.0625	.25	-							
											M255449D: SHOULDER ON OD LEFTFACE
***M255449D**	**288.925**	**144.462**	**3.3**	-	**M255410**	**406.400**	**60.325**	**3.3**	**9.29 kg**	**144.462**	
	11.3750	5.6875	.13	-		16.0000	2.3750	.13	20.49 lb	5.6875	M255449DW: SHOULDER ON OD LEFTFACE
***M255449DW**	**288.925**	**144.462**	**3.3**	-	**M255411**	**406.949**	**61.000**	**3.5**	**9.53 kg**	**144.700**	SLOTS IN RIGHTFACE
	11.3750	5.6875	.13	-		16.0216	2.4016	.14	21.00 lb	5.6969	
***M255449TD**	**288.925**	**144.462**	**3.3**	-							M255449TD: TAPERED BORE
	11.3750	5.6875	.13	-							
											M255410CD : GROOVE IN OD CENTER
											HOLES IN OD CENTER
											M255410DV : GROOVE IN OD CENTER
											HOLES IN OD CENTER
***M255429T**	**269.583**	**75.000**	**3.5**	-	M255429T and grouped cones may be paired with all single cups corresponding to M255448 and will						
	10.6135	2.9528	.14	-	require -1.466 mm (-.0577 in) to be added to the T-width values.						
***M255448T**	**290.000**	**75.000**	**3.5**	-	M255429T and grouped cones may be paired with all double cups corresponding to M255448 and will						
	11.4173	2.9528	.14	-	require -2.931 mm (-.1154 in) to be added to the T-width values.						
***M255445TD**	**283.748**	**169.997**	**1.5**	-	M255445TD may be paired with all single cups corresponding to M255449D and will require .180 mm						
	11.1712	6.6928	.06	-	(.0071 in) to be added to the T-width values.						
***M255448TE**	**294.584**	**130.002**	**spcl.**	-	M255448TE may be paired with all single cups corresponding to M255448 and will require 53.536 mm						
	11.5978	5.1182	spcl.	-	(2.1077 in) to be added to the T-width values.						
					M255448TE may be paired with all double cups corresponding to M255448 and will require 107.071 mm						
					(4.2154 in) to be added to the T-width values.						
LM255700 Series											LM255749DGW: GROOVE IN ID
***LM255749DGW**	**294.975**	**130.000**	**-**	**29.31 kg**	**LM255710**	**389.948**	**43.658**	**3.3**	**4.88 kg**	**105.731**	SHOULDER ON ID RIGHTSIDE
	11.6132	5.1181	-	64.63 lb		15.3523	1.7188	.13	10.76 lb	4.1626	SLOTS IN RIGHTFACE
HM256800 Series											HM256830T: REVERSE TAPERED BORE
***HM256839TA**	**297.508**	**87.312**	**6.4**	-	**HM256810**	**422.275**	**63.500**	**3.3**	**10.53 kg**	**82.169**	
	11.7129	3.4375	.25	-		16.6250	2.5000	.13	23.22 lb	3.2350	HM256839TA: REVERSE TAPERED BORE
***HM256849TA**	**304.800**	**87.312**	**6.4**	-							
	12.0000	3.4375	.25	-							HM256845TD: TAPERED BORE
											TQI/TQO (NON-INTERLOCKING)
***HM256846TD**	**297.523**	**160.338**	**3.3**	-	**HM256810**	**422.275**	**63.500**	**3.3**	**10.53 kg**	**150.813**	
	11.7135	6.3125	.13	-		16.6250	2.5000	.13	23.22 lb	5.9375	HM256846TD: TAPERED BORE
HM256849D	**300.038**	**150.812**	**3.3**	-							
	11.8125	5.9375	.13	-							HM256849T: TAPERED BORE
HM256849DA	**300.038**	**150.812**	**6.4**	-							
	11.8125	5.9375	.25	-							HM256849TA: TAPERED BORE
HM256849DW	**300.038**	**150.812**	**3.3**	-							
	11.8125	5.9375	.13	-							HM256810CD : GROOVE IN OD CENTER
											HOLES IN OD CENTER
											HM256810D : GROOVE IN OD CENTER
											HOLES IN OD CENTER
											HM256810DC : HOLES IN OD CENTER
											HM256810DW : GROOVE IN OD CENTER
											HOLES IN OD CENTER
											SPECIAL RADIUS ON
											LEFTFACE OD
											SPECIAL RADIUS ON
											RIGHTFACE OD
***HM256830T**	**284.162**	**87.312**	**6.4**	-	HM256830T and grouped cones may be paired with all single cups corresponding to HM256839TA and						
	11.1875	3.4375	.25	-	will require .076 mm (.0030 in) to be added to the T-width values.						
***HM256849T**	**304.800**	**87.312**	**6.4**	-							
	12.0000	3.4375	.25	-							

HM256800 SERIES CONTINUED ON NEXT PAGE

¨These Maximum Fillet Radii will be cleared by the Cone or Cup Radii.
†Bore or O.D. shown are maximum dimensions. *See Remarks Column.

CONE Number	CONE BORE d	CONE WIDTH B	Max Shaft Fillet Radii R ¨	Weight	CUP Number	CUP OUTSIDE DIA D	CUP WIDTH C	Max Hs'ng Fillet Radii r ¨	Weight	BEARING WIDTH T	Remarks
HM256800 Series (cont)											
***HM256845TD**	**297.523** 11.7135	**160.338** 6.3125	**3.3** .13	**-** -	HM256845TD may be paired with all single cups corresponding to HM256839TA and will require -.610 mm (-.0240 in) to be added to the T-width values.						
HM256849	**300.038** 11.8125	**82.550** 3.2500	**6.4** .25	**-** -	***HM256810DW**	**422.275** 16.6250	**152.400** 6.0000	**1.5** .06	**23.76 kg** 52.40 lb	**174.625** 6.8750	
					HM256810	**422.275** 16.6250	**63.500** 2.5000	**3.3** .13	**10.53 kg** 23.22 lb	**82.550** 3.2500	
					***HM256810DC**	**422.275** 16.6250	**136.525** 5.3750	**1.5** .06	**22.39 kg** 49.37 lb	**174.626** 6.8750	
					***HM256810D**	**422.275** 16.6250	**136.525** 5.3750	**1.5** .06	**22.39 kg** 49.37 lb	**174.626** 6.8750	
					***HM256810CD**	**422.275** 16.6250	**136.525** 5.3750	**1.5** .06	**22.11 kg** 48.76 lb	**174.626** 6.8750	
M257100 Series											
M257149D	**304.800** 12.0000	**130.175** 5.1250	**1.5** .06	**42.38 kg** 93.45 lb	**M257110**	**419.100** 16.5000	**53.975** 2.1250	**6.4** .25	**7.84 kg** 17.29 lb	**130.175** 5.1250	
M257149DW	**304.800** 12.0000	**130.175** 5.1250	**1.5** .06	**42.44 kg** 93.58 lb							
M257200 Series											M257248DGW: GROOVE IN ID
M257248D	**304.902** 12.0040	**128.587** 5.0625	**3.3** .13	**41.00 kg** 90.41 lb	**M257210**	**412.648** 16.2460	**53.975** 2.1250	**3.3** .13	**7.92 kg** 17.47 lb	**128.587** 5.0625	
***M257248DGW**	**304.902** 12.0040	**128.587** 5.0625	**3.3** .13	**40.94 kg** 90.28 lb							
M257248DW	**304.902** 12.0040	**128.587** 5.0625	**3.3** .13	**41.00 kg** 90.41 lb							
M257600 Series											
M257644DGW	**304.648** 11.9940	**140.495** 5.5313	**1.5** .06	**-** -	**M257615W**	**438.048** 17.2460	**57.150** 2.2500	**4.8** .19	**9.45 kg** 20.84 lb	**135.000** 5.3150	
					M257615X	**438.048** 17.2460	**59.850** 2.3563	**-** -	**9.69 kg** 21.37 lb	**140.400** 5.5276	
HH258200 Series											HH258247TD: TAPERED BORE
HH258232	**254.000** 10.0000	**141.288** 5.5625	**6.4** .25	**-** -	**HH258210**	**495.300** 19.5000	**114.300** 4.5000	**6.4** .25	**34.81 kg** 76.76 lb	**141.287** 5.5625	HH258249TD: TAPERED BORE
HH258248	**299.974** 11.8100	**141.288** 5.5625	**6.4** .25	**-** -	***HH258210CD**	**495.300** 19.5000	**247.650** 9.7500	**1.5** .06	**75.45 kg** 166.36 lb	**301.624** 11.8750	HH258210CD : GROOVE IN OD CENTER HOLES IN OD CENTER
***HH258247TD**	**303.212** 11.9375	**263.525** 10.3750	**3.3** .13	**-** -	**HH258210**	**495.300** 19.5000	**114.300** 4.5000	**6.4** .25	**34.81 kg** 76.76 lb	**263.524** 10.3750	
HH258249D	**303.212** 11.9375	**263.525** 10.3750	**3.3** .13	**-** -							
***HH258249TD**	**303.212** 11.9375	**263.525** 10.3750	**3.3** .13	**-** -							
LM258600 Series											LM258630T: REVERSE TAPERED BORE
***LM258642TD**	**306.255** 12.0573	**134.938** 5.3125	**1.5** .06	**49.40 kg** 108.94 lb	**LM258610**	**422.275** 16.6250	**53.975** 2.1250	**3.3** .13	**7.83 kg** 17.26 lb	**128.588** 5.0625	LM258642TD: ASYMMETRICAL BEARING REVERSE TAPERED BORE
***LM258648DGA**	**317.500** 12.5000	**134.938** 5.3125	**1.5** .06	**40.97 kg** 90.34 lb							
***LM258648DGW**	**317.500** 12.5000	**128.587** 5.0625	**1.6** .06	**39.55 kg** 87.22 lb							LM258646TD: TAPERED BORE TQI/TQO (NON-INTERLOCKING)
LM258648DW	**317.500** 12.5000	**128.587** 5.0625	**1.5** .06	**39.65 kg** 87.43 lb							LM258648DGA: EXTENDED SMALL RIB GROOVE IN ID
LM258649D	**317.500** 12.5000	**128.587** 5.0625	**1.5** .06	**39.69 kg** 87.53 lb							
***LM258649TD**	**317.500** 12.5000	**134.938** 5.3125	**1.5** .06	**43.70 kg** 96.35 lb							LM258648DGW: GROOVE IN ID
											LM258649T: TAPERED BORE
***LM258649T**	**320.000** 12.5984	**74.483** 2.9324	**6.5** .26	**17.59 kg** 38.79 lb	**LM258610**	**422.275** 16.6250	**53.975** 2.1250	**3.3** .13	**7.83 kg** 17.26 lb	**67.729** 2.6665	LM258649TD: ASYMMETRICAL BEARING TAPERED BORE
											LM258649TE: EXTENDED SMALL RIB SPECIAL BACKFACE RADIUS TAPERED BORE

¨These Maximum Fillet Radii will be cleared by the Cone or Cup Radii.
†Bore or O.D. shown are maximum dimensions. *See Remarks Column.

LM258600 SERIES CONTINUED ON NEXT PAGE

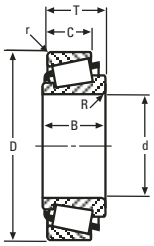

SINGLE ROW

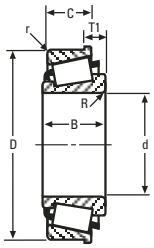

SINGLE ROW WITH FLANGE

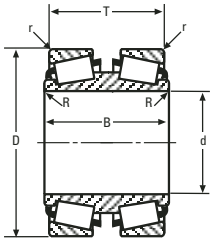

DOUBLE CONE

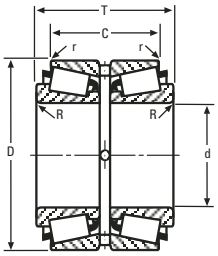

DOUBLE CUP

CONE Number	CONE BORE d	CONE WIDTH B	Max Shaft Fillet Radii R ¨	Weight	CUP Number	CUP OUTSIDE DIA D	CUP WIDTH C	Max Hs'ng Fillet Radii r ¨	Weight	BEARING WIDTH T	Remarks
LM258600 Series (cont)											
***LM258630T**	**302.039** 11.8913	**74.483** 2.9324	**6.5** .26	**22.66 kg** 49.97 lb	**LM258610**	**422.275** 16.6250	**53.975** 2.1250	**3.3** .13	**7.83 kg** 17.26 lb	**70.269** 2.7665	HOLES IN OD CENTER
					***LM258610D**	**422.275** 16.6250	**120.650** 4.7500	**1.5** .06	**17.50 kg** 38.59 lb	**153.239** 6.0330	
***LM258646TD**	**313.792** 12.3540	**141.034** 5.5525	**3.5** .14	**46.65 kg** 102.85 lb	LM258646TD may be paired with all single cups corresponding to LM258642TD and will require -1.062 mm (-.0418 in) to be added to the T-width values.						
***LM258649TE**	**323.832** 12.7493	**120.482** 4.7434	**18.8** .74	**22.83 kg** 50.33 lb	LM258649TE may be paired with all single cups corresponding to LM258642TD and will require 46.000 mm (1.8110 in) to be added to the T-width values.						
HM258900 Series											
HM258949D	**304.800** 12.0000	**161.925** 6.3750	**3.3** .13	**-** -	**HM258910**	**501.650** 19.7500	**61.117** 2.4062	**6.4** .25	**16.18 kg** 35.68 lb	**161.922** 6.3749	
HM259000 Series											HM259030T: REVERSE TAPERED BORE
***HM259038DW**	**298.450** 11.7500	**158.750** 6.2500	**3.3** .13	**-** -	**HM259010**	**447.675** 17.6250	**68.262** 2.6875	**3.3** .13	**12.70 kg** 28.00 lb	**158.750** 6.2500	HM259038DW: KEYWAY IN ID SHOULDER ON OD RIGHTFACE
***HM259047DGW**	**317.500** 12.5000	**158.750** 6.2500	**3.3** .13	**65.37 kg** 144.13 lb	**HM259010V**	**447.675** 17.6250	**68.262** 2.6875	**3.3** .13	**12.70 kg** 28.00 lb	**158.750** 6.2500	
***HM259047DW**	**317.500** 12.5000	**158.750** 6.2500	**3.3** .13	**65.37 kg** 144.13 lb							HM259045TD: TAPERED BORE TQI/TQO (NON-INTERLOCKING)
***HM259049D**	**317.500** 12.5000	**158.750** 6.2500	**3.3** .13	**-** -							HM259045TDV: TAPERED BORE TQI/TQO (NON-INTERLOCKING)
***HM259049DH**	**317.500** 12.5000	**158.750** 6.2500	**3.3** .13	**-** -							
***HM259049DV**	**317.500** 12.5000	**158.750** 6.2500	**3.3** .13	**-** -							HM259047DGW: GROOVE IN ID SHOULDER ON OD RIGHTFACE
***HM259049DW**	**317.500** 12.5000	**158.750** 6.2500	**3.3** .13	**-** -							HM259047DW: SHOULDER ON OD RIGHTFACE
***HM259047WS**	**314.325** 12.3750	**85.725** 3.3750	**3.5** .14	**29.16 kg** 64.29 lb	**HM259010**	**447.675** 17.6250	**68.262** 2.6875	**3.3** .13	**12.70 kg** 28.00 lb	**85.725** 3.3750	HM259047WS: KEYWAY IN ID FRONTFACE
HM259048	**317.500** 12.5000	**85.725** 3.3750	**3.5** .14	**28.03 kg** 61.80 lb	***HM259010CD**	**447.675** 17.6250	**146.050** 5.7500	**1.5** .06	**26.66 kg** 58.79 lb	**180.975** 7.1250	HM259048TE: EXTENDED SMALL RIB SPECIAL BACKFACE RADIUS TAPERED BORE
***HM259048WS**	**317.500** 12.5000	**85.725** 3.3750	**3.5** .14	**27.95 kg** 61.64 lb	***HM259010D**	**447.675** 17.6250	**146.050** 5.7500	**1.5** .06	**26.94 kg** 59.40 lb	**180.975** 7.1250	
HM259049	**317.500** 12.5000	**85.725** 3.3750	**3.5** .14	**-** -	***HM259010DC**	**447.675** 17.6250	**146.050** 5.7500	**1.5** .06	**26.94 kg** 59.40 lb	**180.975** 7.1250	HM259048WS: KEYWAY IN ID FRONTFACE
***HM259049H**	**317.500** 12.5000	**85.725** 3.3750	**3.5** .14	**-** -	**HM259010V**	**447.675** 17.6250	**68.262** 2.6875	**3.3** .13	**12.70 kg** 28.00 lb	**85.725** 3.3750	HM259049D: SHOULDER ON OD RIGHTFACE
					HM259010XD	**447.675** 17.6250	**146.050** 5.7500	**1.5** .06	**27.13 kg** 59.82 lb	**180.975** 7.1250	HM259049DH: SHOULDER ON OD RIGHTFACE
					***HM259011D**	**447.675** 17.6250	**150.812** 5.9375	**1.5** .06	**26.49 kg** 58.41 lb	**185.737** 7.3125	HM259049DV: SHOULDER ON OD RIGHTFACE
											HM259049DW: SHOULDER ON OD LEFTFACE
											HM259049H: GROOVE IN OD FRONTFACE NO SMALL RIB SHOULDER ON OD RIGHTFACE
											HM259010CD : GROOVE IN OD CENTER HOLES IN OD CENTER
											HM259010D : GROOVE IN OD CENTER HOLES IN OD CENTER
											HM259010DC : HOLES IN OD CENTER
											HM259011D : GROOVE IN OD CENTER HOLES IN OD CENTER
***HM259030T**	**301.691** 11.8776	**92.870** 3.6563	**6.0** .24	**-** -	HM259030T may be paired with all single cups corresponding to HM259038DW and will require -.660 mm (-.0260 in) to be added to the T-width values.						
***HM259045TD**	**316.111** 12.4453	**173.035** 6.8124	**3.0** .12	**-** -	HM259045TD and grouped cones may be paired with all single cups corresponding to HM259038DW and will require -1.321 mm (-.0520 in) to be added to the T-width values.						
***HM259045TDV**	**316.111** 12.4453	**173.035** 6.8124	**3.0** .12	**-** -							
***HM259048TE**	**328.480** 12.9323	**148.433** 5.8438	**23.2** .91	**-** -	HM259048TE may be paired with all single cups corresponding to HM259038DW and will require 54.902 mm (2.1615 in) to be added to the T-width values.						

L259700 SERIES CONTINUED ON NEXT PAGE

¨These Maximum Fillet Radii will be cleared by the Cone or Cup Radii.
†Bore or O.D. shown are maximum dimensions. *See Remarks Column.

CONE Number	CONE BORE d	CONE WIDTH B	Max Shaft Fillet Radii R ¨	Weight	CUP Number	CUP OUTSIDE DIA D	CUP WIDTH C	Max Hs'ng Fillet Radii r ¨	Weight	BEARING WIDTH T	Remarks
L259700 Series											
L259749D	**330.200** 13.0000	**76.200** 3.0000	**1.5** .06	**-** -	**L259710**	**414.338** 16.3125	**28.575** 1.1250	**3.3** .13	**2.88 kg** 6.36 lb	**76.200** 3.0000	
260000 Series											261601D: NO SMALL RIB
***261601D**	**406.400** 16.0000	**136.525** 5.3750	**3.5** .14	**-** -	**262450**	**622.300** 24.5000	**57.150** 2.2500	**6.8** .27	**19.27 kg** 42.49 lb	**152.704** 6.0120	
EE261650D	**419.100** 16.5000	**155.575** 6.1250	**3.5** .14	**-** -							
M260100 Series											M260148TD: ASYMMETRICAL BEARING REVERSE TAPERED BORE
***M260148TD**	**317.632** 12.5052	**150.812** 5.9375	**3.3** .13	**-** -	**M260110**	**444.500** 17.5000	**60.325** 2.3750	**3.3** .13	**9.75 kg** 21.51 lb	**143.243** 5.6395	
***M260149TD**	**330.200** 13.0000	**150.812** 5.9375	**3.3** .13	**-** -							M260149DW: HOLES IN OD CENTER M260149TD: ASYMMETRICAL BEARING TAPERED BORE
***M260149DW**	**330.200** 13.0000	**144.462** 5.6875	**3.3** .13	**-** -	M260149DW may be paired with all single cups corresponding to M260148TD and will require 1.219 mm (.0480 in) to be added to the T-width values.						
HM261000 Series											HM261040TD: KEYWAY IN ID TAPERED BORE
***HM261040TD**	**304.800** 12.0000	**166.688** 6.5625	**3.3** .13	**-** -	**HM261010**	**469.900** 18.5000	**71.438** 2.8125	**3.3** .13	**14.52 kg** 32.01 lb	**166.688** 6.5625	
HM261048D	**333.375** 13.1250	**166.688** 6.5625	**8.0** .31	**-** -							HM261045T: REVERSE TAPERED BORE
HM261049D	**333.375** 13.1250	**166.688** 6.5625	**3.3** .13	**-** -							HM261045TA: REVERSE TAPERED BORE
***HM261049DE**	**333.375** 13.1250	**238.125** 9.3750	**3.3** .13	**-** -							HM261047T: TAPERED BORE
HM261049DW	**333.375** 13.1250	**166.688** 6.5625	**3.3** .13	**-** -							HM261047TA: TAPERED BORE
HM261049DWH	**333.375** 13.1250	**166.688** 6.5625	**3.3** .13	**75.85 kg** 167.25 lb							HM261049AH: NO SMALL RIB
***HM261049TD**	**333.375** 13.1250	**166.688** 6.5625	**3.3** .13	**-** -							HM261049DE: EXTENDED SMALL RIB HM261049TD: TAPERED BORE
***HM261045T**	**328.216** 12.9219	**90.488** 3.5625	**6.4** .25	**-** -	**HM261010**	**469.900** 18.5000	**71.438** 2.8125	**3.3** .13	**14.52 kg** 32.01 lb	**90.487** 3.5625	HM261010CD : GROOVE IN OD CENTER HOLES IN OD CENTER
***HM261047T**	**336.550** 13.2500	**90.488** 3.5625	**6.4** .25	**-** -	***HM261010CD**	**469.900** 18.5000	**152.400** 6.0000	**1.5** .06	**25.98 kg** 57.28 lb	**190.500** 7.5000	
HM261049	**333.375** 13.1250	**90.488** 3.5625	**6.4** .25	**-** -	***HM261010DW**	**469.900** 18.5000	**177.800** 7.0000	**spcl.** spcl.	**34.68 kg** 76.46 lb	**190.500** 7.5000	HM261010DW : GROOVE IN OD CENTER HOLES IN OD CENTER SPECIAL RADIUS ON LEFTFACE OD SPECIAL RADIUS ON RIGHTFACE OD
***HM261049AH**	**333.375** 13.1250	**90.996** 3.5825	**6.4** .25	**33.45 kg** 73.75 lb							
HM261049H	**333.375** 13.1250	**90.488** 3.5625	**6.4** .25	**32.58 kg** 71.83 lb							
***HM261045TA**	**328.597** 12.9369	**95.250** 3.7500	**6.4** .25	**36.85 kg** 81.26 lb	HM261045TA and grouped cones may be paired with all single cups corresponding to HM261040TD and will require -.216 mm (-.0085 in) to be added to the T-width values.						
***HM261047TA**	**336.550** 13.2500	**95.250** 3.7500	**6.4** .25	**33.79 kg** 74.51 lb							
LM262400 Series											
LM262449DW	**347.662** 13.6875	**125.412** 4.9375	**1.5** .06	**-** -	**LM262410**	**469.900** 18.5000	**50.800** 2.0000	**3.3** .13	**8.64 kg** 19.04 lb	**125.413** 4.9375	
M262400 Series											M262430T: REVERSE TAPERED BORE
***M262430T**	**318.310** 12.5319	**90.488** 3.5625	**3.3** .13	**40.17 kg** 88.57 lb	**M262410**	**469.900** 18.5000	**57.150** 2.2500	**3.3** .13	**10.10 kg** 22.28 lb	**81.889** 3.2240	M262444TD: TAPERED BORE TQI/TQO (NON-INTERLOCKING)
***M262447T**	**339.936** 13.3833	**90.488** 3.5625	**3.3** .13	**32.28 kg** 71.17 lb	**M262410V**	**469.900** 18.5000	**57.150** 2.2500	**3.3** .13	**10.10 kg** 22.28 lb	**81.889** 3.2240	M262447T: TAPERED BORE
***M262449D**	**347.662** 13.6875	**138.112** 5.4375	**3.3** .13	**56.98 kg** 125.64 lb	**M262410**	**469.900** 18.5000	**57.150** 2.2500	**3.3** .13	**10.10 kg** 22.28 lb	**138.112** 5.4375	M262448TD: TAPERED BORE
***M262449DW**	**347.662** 13.6875	**138.112** 5.4375	**-** -	**56.98 kg** 125.64 lb	**M262410V**	**469.900** 18.5000	**57.150** 2.2500	**3.3** .13	**10.10 kg** 22.28 lb	**138.112** 5.4375	M262449D: SHOULDER ON OD LEFTFACE
***M262449DWH**	**347.662** 13.6875	**138.112** 5.4375	**-** -	**56.98 kg** 125.64 lb							M262449DW: SHOULDER ON OD LEFTFACE SLOTS IN RIGHTFACE M262449DWH: SHOULDER ON OD LEFTFACE SLOTS IN RIGHTFACE

¨These Maximum Fillet Radii will be cleared by the Cone or Cup Radii.
†Bore or O.D. shown are maximum dimensions. *See Remarks Column.

M262400 SERIES CONTINUED ON NEXT PAGE

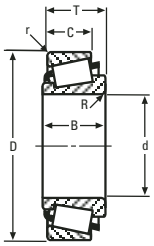

SINGLE ROW

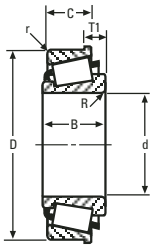

SINGLE ROW WITH FLANGE

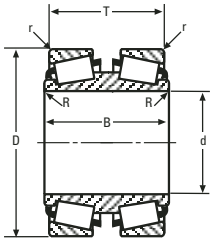

DOUBLE CONE

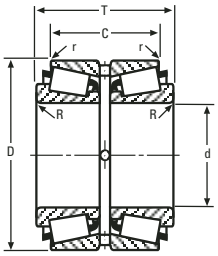

DOUBLE CUP

CONE Number	CONE BORE d	CONE WIDTH B	Max Shaft Fillet Radii R ¨	Weight	CUP Number	CUP OUTSIDE DIA D	CUP WIDTH C	Max Hs'ng Fillet Radii r ¨	Weight	BEARING WIDTH T	Remarks
M262400 Series (cont)											
***M262444TD**	**332.395** 13.0864	**169.024** 6.6545	**3.3** .13	**78.83 kg** 173.82 lb	M262444TD may be paired with all single cups corresponding to M262430T and will require 13.716 mm (.5400 in) to be added to the T-width values.						
***M262448TD**	**347.662** 13.6875	**228.600** 9.0000	**3.3** .13	**89.83 kg** 198.08 lb	M262448TD may be paired with all single cups corresponding to M262430T and will require 90.488 mm (3.5625 in) to be added to the T-width values.						
HM262700 Series											HM262730T: REVERSE TAPERED BORE
HM262748	**346.075** 13.6250	**95.250** 3.7500	**6.4** .25	**37.18 kg** 81.97 lb	***HM262710V**	**488.950** 19.2500	**74.612** 2.9375	**3.3** .13	**16.62 kg** 36.66 lb	**95.250** 3.7500	HM262746TD: TAPERED BORE
HM262748WS	**346.075** 13.6250	**95.250** 3.7500	**6.4** .25	**37.18 kg** 81.97 lb	**HM262710**	**488.950** 19.2500	**74.612** 2.9375	**3.3** .13	**16.62 kg** 36.66 lb	**95.250** 3.7500	HM262748TDH: TAPERED BORE
HM262749	**346.075** 13.6250	**95.250** 3.7500	**6.4** .25	**-** -	***HM262710CD**	**488.950** 19.2500	**158.750** 6.2500	**1.5** .06	**34.69 kg** 76.50 lb	**200.026** 7.8750	HM262749DG: GROOVE IN ID
HM262749V	**346.075** 13.6250	**95.250** 3.7500	**6.4** .25	**-** -							HM262749T: TAPERED BORE
HM262748D	**346.075** 13.6250	**174.625** 6.8750	**3.3** .13	**87.24 kg** 192.37 lb	***HM262710V**	**488.950** 19.2500	**74.612** 2.9375	**3.3** .13	**16.62 kg** 36.66 lb	**174.626** 6.8750	HM262749TD: TAPERED BORE
***HM262748TDH**	**346.075** 13.6250	**174.625** 6.8750	**3.3** .13	**-** -	**HM262710**	**488.950** 19.2500	**74.612** 2.9375	**3.3** .13	**16.62 kg** 36.66 lb	**174.626** 6.8750	HM262749TDGV: GROOVE IN ID CENTER TAPERED BORE
HM262749D	**346.075** 13.6250	**174.625** 6.8750	**3.3** .13	**-** -							HM262749TDH: TAPERED BORE
***HM262749DG**	**346.075** 13.6250	**174.625** 6.8750	**3.3** .13	**-** -							HM262749TDV: TAPERED BORE
***HM262749TD**	**346.075** 13.6250	**174.625** 6.8750	**3.3** .13	**-** -							HM262710CD : GROOVE IN OD CENTER HOLES IN OD CENTER
***HM262749TDGV**	**346.075** 13.6250	**174.625** 6.8750	**3.3** .13	**-** -							
***HM262749TDH**	**346.075** 13.6250	**174.625** 6.8750	**3.3** .13	**-** -							HM262710V : MADE FROM VACUUM MELT STEEL
***HM262749TDV**	**346.075** 13.6250	**174.625** 6.8750	**3.3** .13	**-** -							
***HM262730T**	**328.745** 12.9427	**100.012** 3.9375	**6.4** .25	**-** -	HM262730T and grouped cones may be paired with all single cups corresponding to HM262748D and will require -.457 mm (-.0180 in) to be added to the T-width values.						
***HM262749T**	**352.425** 13.8750	**100.012** 3.9375	**6.4** .25	**-** -							
***HM262746TD**	**344.091** 13.5469	**184.150** 7.2500	**3.3** .13	**-** -	HM262746TD may be paired with all single cups corresponding to HM262748D and will require -.914 mm (-.0360 in) to be added to the T-width values.						
LM263100 Series											LM263145TD: TAPERED BORE
***LM263145TD**	**349.250** 13.7500	**120.650** 4.7500	**1.5** .06	**47.94 kg** 105.72 lb	**LM263110**	**457.200** 18.0000	**50.800** 2.0000	**3.3** .13	**7.74 kg** 17.06 lb	**120.649** 4.7500	LM263149D: SHOULDER ON OD LEFTFACE
***LM263149D**	**355.600** 14.0000	**120.650** 4.7500	**1.5** .06	**42.03 kg** 92.67 lb	**LM263112**	**458.470** 18.0500	**50.800** 2.0000	**3.3** .13	**8.12 kg** 17.91 lb	**120.649** 4.7500	LM263149DA: ASYMMETRICAL BEARING
***LM263149DA**	**355.600** 14.0000	**156.362** 6.1560	**1.5** .06	**44.65 kg** 98.45 lb							
M263300 Series											M263330T: REVERSE TAPERED BORE
***M263330T**	**337.739** 13.2968	**88.900** 3.5000	**3.3** .13	**-** -	**M263310**	**488.950** 19.2500	**63.500** 2.5000	**3.3** .13	**13.17 kg** 29.05 lb	**83.680** 3.2945	M263346TD: REVERSE TAPERED BORE TQI/TQO (NON-INTERLOCKING)
***M263349T**	**358.775** 14.1250	**88.900** 3.5000	**3.3** .13	**-** -							M263349T: TAPERED BORE
M263349D	**355.600** 14.0000	**153.988** 6.0625	**1.5** .06	**-** -	**M263310**	**488.950** 19.2500	**63.500** 2.5000	**3.3** .13	**13.17 kg** 29.05 lb	**153.988** 6.0625	
M263349DW	**355.600** 14.0000	**153.988** 6.0625	**1.5** .06	**-** -							
***M263346TD**	**351.366** 13.8333	**163.512** 6.4375	**1.5** .06	**-** -	M263346TD may be paired with all single cups corresponding to M263330T and will require -.914 mm (-.0360 in) to be added to the T-width values.						
H263900 Series											H263910D : GROOVE IN OD CENTER HOLES IN OD CENTER
H263949	**339.948** 13.3838	**145.000** 5.7087	**14.0** .55	**-** -	***H263910D**	**579.948** 22.8326	**241.000** 9.4882	**3.5** .14	**104.49 kg** 230.41 lb	**304.998** 12.0078	

EH264000 SERIES CONTINUED ON NEXT PAGE

¨These Maximum Fillet Radii will be cleared by the Cone or Cup Radii.
†Bore or O.D. shown are maximum dimensions. *See Remarks Column.

CONE Number	CONE BORE d	CONE WIDTH B	Max Shaft Fillet Radii R ¨	Weight	CUP Number	CUP OUTSIDE DIA D	CUP WIDTH C	Max Hs'ng Fillet Radii r ¨	Weight	BEARING WIDTH T	Remarks
EH264000 Series											EH264043CR: NO LARGE RIB STRAIGHT OD NO SMALL RIB SHOULDER ON OD FRONTFACE EH264013DR : SPECIAL RADIUS ON LEFTFACE OD SPECIAL RADIUS ON RIGHTFACE OD
***EH264043CR**	**317.500** 12.5000	**188.912** 7.4375	**3.3** .13	**-** -	***EH264013DR**	**673.100** 26.5000	**419.100** 16.5000	**3.3** .13	**319.39 kg** 704.26 lb	**384.547** 15.1396	
HH264100 Series											HH264110CD : GROOVE IN OD CENTER HOLES IN OD CENTER
HH264149	**339.948** 13.3838	**160.000** 6.2992	**14.0** .55	**-** -	***HH264110CD**	**589.948** 23.2263	**278.000** 10.9449	**3.5** .14	**128.71 kg** 283.82 lb	**340.002** 13.3859	
LL264600 Series											
LL264648	**374.650** 14.7500	**28.575** 1.1250	**3.5** .14	**4.39 kg** 9.68 lb	**LL264610**	**431.800** 17.0000	**20.638** .8125	**3.3** .13	**1.80 kg** 3.97 lb	**28.575** 1.1250	
HM265000 Series											HM265032TD: TAPERED BORE
***HM265032TD**	**333.375** 13.1250	**185.738** 7.3125	**3.3** .13	**-** -	**HM265010**	**523.875** 20.6250	**79.375** 3.1250	**6.4** .25	**20.78 kg** 45.82 lb	**185.737** 7.3125	HM265049D: SHOULDER ON OD LEFTFACE
***HM265049D**	**368.300** 14.5000	**185.738** 7.3125	**3.3** .13	**-** -							HM265049DGW: GROOVE IN ID
***HM265049DGW**	**368.300** 14.5000	**185.738** 7.3125	**3.3** .13	**-** -							HM265049DW: SHOULDER ON OD LEFTFACE SLOTS IN RIGHTFACE
***HM265049DW**	**368.300** 14.5000	**185.738** 7.3125	**3.3** .13	**-** -							
***HM265049TD**	**368.300** 14.5000	**185.738** 7.3125	**3.3** .13	**-** -							HM265049TD: TAPERED BORE
***HM265049TDG**	**368.300** 14.5000	**185.738** 7.3125	**3.3** .13	**-** -							HM265049TDG: GROOVE IN ID CENTER TAPERED BORE
HM265049XD	**368.300** 14.5000	**185.738** 7.3125	**3.3** .13	**-** -							HM265010CD : GROOVE IN OD CENTER HOLES IN OD CENTER
HM265049	**368.249** 14.4980	**101.600** 4.0000	**6.4** .25	**-** -	**HM265010**	**523.875** 20.6250	**79.375** 3.1250	**6.4** .25	**20.78 kg** 45.82 lb	**101.600** 4.0000	
					***HM265010CD**	**523.875** 20.6250	**169.862** 6.6875	**1.5** .06	**43.63 kg** 96.20 lb	**214.312** 8.4375	
M265300 Series											M265330T: REVERSE TAPERED BORE
***M265330T**	**353.261** 13.9079	**98.425** 3.8750	**3.3** .13	**-** -	**M265311**	**519.862** 20.4670	**74.612** 2.9375	**4.5** .18	**17.09 kg** 37.68 lb	**93.307** 3.6735	M265346TD: TAPERED BORE TQI/TQO (NON-INTERLOCKING)
***M265349T**	**376.809** 14.8350	**98.425** 3.8750	**3.3** .13	**-** -							M265349T: TAPERED BORE
***M265346TD**	**368.607** 14.5121	**184.150** 7.2500	**1.5** .06	**-** -	**M265311**	**519.862** 20.4670	**74.612** 2.9375	**4.5** .18	**17.09 kg** 37.68 lb	**173.914** 6.8470	M265349TE: EXTENDED LARGE RIB SPECIAL BACKFACE RADIUS TAPERED BORE
***M265349TE**	**381.572** 15.0225	**155.575** 6.1250	**spcl.** spcl.	**-** -	M265349TE may be paired with all single cups corresponding to M265330T and will require 57.150 mm (2.2500 in) to be added to the T-width values.						
HM266400 Series											HM266430T: REVERSE TAPERED BORE
***HM266444WS**	**377.825** 14.8750	**104.775** 4.1250	**6.4** .25	**54.94 kg** 121.15 lb	**HM266410**	**546.100** 21.5000	**82.550** 3.2500	**6.4** .25	**23.38 kg** 51.56 lb	**104.775** 4.1250	HM266432T: REVERSE TAPERED BORE
HM266446	**381.000** 15.0000	**104.775** 4.1250	**6.4** .25	**53.29 kg** 117.51 lb	***HM266410CD**	**546.100** 21.5000	**177.800** 7.0000	**1.5** .06	**50.14 kg** 110.56 lb	**222.250** 8.7500	HM266432TXX: REVERSE TAPERED BORE
***HM266446WS**	**381.000** 15.0000	**104.775** 4.1250	**6.4** .25	**53.29 kg** 117.51 lb	***HM266410CDV**	**546.100** 21.5000	**177.800** 7.0000	**1.5** .06	**50.14 kg** 110.56 lb	**222.250** 8.7500	HM266444WS: KEYWAY IN ID FRONTFACE
HM266447	**381.000** 15.0000	**104.775** 4.1250	**6.4** .25	**-** -	**HM266413**	**549.948** 21.6515	**82.550** 3.2500	**6.4** .25	**25.52 kg** 56.27 lb	**104.775** 4.1250	HM266445D: SHOULDER ON OD RIGHTFACE
HM266448	**384.175** 15.1250	**104.775** 4.1250	**6.4** .25	**51.73 kg** 114.06 lb	**HM266413XX**	**549.948** 21.6515	**82.550** 3.2500	**6.4** .25	**25.55 kg** 56.34 lb	**104.775** 4.1250	HM266445TD: TAPERED BORE TQI/TQO (NON-INTERLOCKING)
HM266448WS	**384.175** 15.1250	**104.775** 4.1250	**6.4** .25	**51.73 kg** 114.06 lb							
HM266449	**384.175** 15.1250	**104.775** 4.1250	**6.4** .25	**-** -							HM266445TDXX: TAPERED BORE TQI/TQO (NON-INTERLOCKING)
***HM266449H**	**384.175** 15.1250	**104.775** 4.1250	**6.4** .25	**52.35 kg** 115.44 lb							HM266446TD: TAPERED BORE TQI/TQO (NON-INTERLOCKING)

¨These Maximum Fillet Radii will be cleared by the Cone or Cup Radii.
†Bore or O.D. shown are maximum dimensions. *See Remarks Column.

HM266400 SERIES CONTINUED ON NEXT PAGE

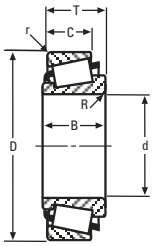

SINGLE ROW

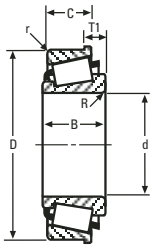

SINGLE ROW WITH FLANGE

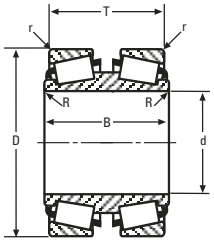

DOUBLE CONE

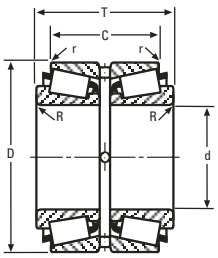

DOUBLE CUP

CONE Number	CONE BORE d	CONE WIDTH B	Max Shaft Fillet Radii R ¨	Weight	CUP Number	CUP OUTSIDE DIA D	CUP WIDTH C	Max Hs'ng Fillet Radii r ¨	Weight	BEARING WIDTH T	Remarks
HM266400 Series (cont)											
***HM266449V**	**384.175**	**104.775**	**6.4**	**-**							
	15.1250	4.1250	.25	-							
											HM266446WS: KEYWAY IN ID FRONTFACE
***HM266445D**	**374.574**	**193.675**	**3.3**	**-**	**HM266410**	**546.100**	**82.550**	**6.4**	**23.38 kg**	**193.675**	
	14.7470	7.6250	.13	-		21.5000	3.2500	.25	51.56 lb	7.6250	HM266447T: TAPERED BORE
***HM266448DW**	**384.175**	**193.675**	**3.3**	**122.06 kg**	**HM266413**	**549.948**	**82.550**	**6.4**	**25.52 kg**	**193.675**	
	15.1250	7.6250	.13	269.14 lb		21.6515	3.2500	.25	56.27 lb	7.6250	HM266448DW: SHOULDER ON OD RIGHTFACE
***HM266449D**	**384.175**	**193.675**	**3.3**	**-**	**HM266413XX**	**549.948**	**82.550**	**6.4**	**25.55 kg**	**193.675**	SLOTS IN LEFTFACE
	15.1250	7.6250	.13	-		21.6515	3.2500	.25	56.34 lb	7.6250	
***HM266449DGW**	**384.175**	**193.675**	**3.3**	**-**							HM266448T: TAPERED BORE
	15.1250	7.6250	.13	-							
***HM266449DW**	**384.175**	**193.675**	**3.3**	**-**							HM266448TXX: TAPERED BORE
	15.1250	7.6250	.13	-							
***HM266449TD**	**384.175**	**193.675**	**3.3**	**-**							HM266449D: SHOULDER ON OD RIGHTFACE
	15.1250	7.6250	.13	-							
											HM266449DGW: GROOVE IN ID SHOULDER ON OD RIGHTFACE SLOTS IN LEFTFACE
											HM266449DW: SHOULDER ON OD RIGHTFACE SLOTS IN LEFTFACE
											HM266449H: GROOVE IN OD FRONTFACE NO SMALL RIB SHOULDER ON OD RIGHTFACE
											HM266449T: TAPERED BORE
											HM266449TD: TAPERED BORE
											HM266449V: MADE FROM VACUUM MELT STEEL
											HM266410CD : GROOVE IN OD CENTER HOLES IN OD CENTER
											HM266410CDV : GROOVE IN OD CENTER HOLES IN OD CENTER
***HM266430T**	**364.066**	**111.125**	**6.4**	**-**	HM266430T and grouped cones may be paired with all single cups corresponding to HM266445D and will require -.508 mm (-.0200 in) to be added to the T-width values.						
	14.3333	4.3750	.25	-							
***HM266432T**	**364.714**	**111.125**	**6.4**	**-**							
	14.3588	4.3750	.25	-							
***HM266432TXX**	**364.714**	**111.125**	**6.4**	**-**							
	14.3588	4.3750	.25	-							
***HM266447T**	**390.970**	**111.125**	**6.4**	**-**							
	15.3925	4.3750	.25	-							
***HM266448T**	**391.071**	**111.125**	**6.4**	**-**							
	15.3965	4.3750	.25	-							
***HM266448TXX**	**391.071**	**111.125**	**6.4**	**-**							
	15.3965	4.3750	.25	-							
***HM266449T**	**390.525**	**111.125**	**6.4**	**-**							
	15.3750	4.3750	.25	-							
***HM266445TD**	**381.861**	**206.375**	**3.3**	**-**	HM266445TD and grouped cones may be paired with all single cups corresponding to HM266445D and will require -1.016 mm (-.0400 in) to be added to the T-width values.						
	15.0339	8.1250	.13	-							
***HM266445TDXX**	**381.861**	**206.375**	**3.3**	**-**							
	15.0339	8.1250	.13	-							
***HM266446TD**	**381.264**	**206.375**	**3.3**	**-**							
	15.0104	8.1250	.13	-							
HH267600 Series											HH267610D : GROOVE IN OD CENTER
HH267648	**379.948**	**180.000**	**14.0**	**-**	***HH267610D**	**659.925**	**309.997**	**3.5**	**178.96 kg**	**380.000**	HOLES IN OD CENTER
	14.9586	7.0866	.55	-		25.9813	12.2046	.14	394.60 lb	14.9606	
M267900 Series											
M267949D	**406.400**	**184.150**	**3.3**	**-**	**M267910**	**565.150**	**77.788**	**6.4**	**21.23 kg**	**184.150**	
	16.0000	7.2500	.13	-		22.2500	3.0625	.25	46.80 lb	7.2500	
EL268200 Series											
EL268247H	**422.750**	**22.225**	**1.5**	**2.99 kg**	**EL268210**	**476.250**	**16.251**	**1.5**	**1.51 kg**	**22.225**	
	16.6437	.8750	.06	6.60 lb		18.7500	.6398	.06	3.34 lb	.8750	

M268700 SERIES CONTINUED ON NEXT PAGE

¨These Maximum Fillet Radii will be cleared by the Cone or Cup Radii.
†Bore or O.D. shown are maximum dimensions. *See Remarks Column.

CONE Number	CONE BORE d	CONE WIDTH B	Max Shaft Fillet Radii R ¨	Weight	CUP Number	CUP OUTSIDE DIA D	CUP WIDTH C	Max Hs'ng Fillet Radii r ¨	Weight	BEARING WIDTH T	Remarks
M268700 Series											M268729T: REVERSE TAPERED BORE
***†JM268730DW**	**380.000**	**260.000**	**1.5**	**-**	**M268710**	**590.550**	**88.900**	**6.4**	**29.41 kg**	**209.550**	
	14.9606	10.2362	.06	-		23.2500	3.5000	.25	64.86 lb	8.2500	JM268730DW: EXTENDED SMALL RIB
***M268743TD**	**406.400**	**209.550**	**3.3**	**-**	***†JM268711**	**590.000**	**88.900**	**3.0**	**27.59 kg**	**209.550**	
	16.0000	8.2500	.13	-		23.2283	3.5000	.12	60.83 lb	8.2500	M268743TD: TAPERED BORE
M268747DWH	**415.925**	**209.550**	**3.3**	**-**							
	16.3750	8.2500	.13	-							M268744WS: KEYWAY IN ID FRONTFACE
M268748D	**415.925**	**209.550**	**9.7**	**-**							
	16.3750	8.2500	.38	-							M268745TD: EXTENDED SMALL RIB TAPERED BORE TQI/TQO (NON-INTERLOCKING)
M268749D	**415.925**	**209.550**	**3.3**	**-**							
	16.3750	8.2500	.13	-							
***M268749DGH**	**415.925**	**209.550**	**3.3**	**-**							
	16.3750	8.2500	.13	-							M268747T: TAPERED BORE
M268749DW	**415.925**	**209.550**	**3.3**	**-**							
	16.3750	8.2500	.13	-							M268749DGH: GROOVE IN ID
M268749DWH	**415.925**	**209.550**	**3.3**	**-**							M268749H: GROOVE IN OD FRONTFACE NO SMALL RIB SHOULDER ON OD FRONTFACE
	16.3750	8.2500	.13	-							
***M268749TD**	**415.925**	**209.550**	**3.3**	**-**							
	16.3750	8.2500	.13	-							
***M268749TDG**	**415.925**	**209.550**	**3.3**	**-**							
	16.3750	8.2500	.13	-							M268749TD: TAPERED BORE
M268730	**381.000**	**114.300**	**6.4**	**-**	**M268710**	**590.550**	**88.900**	**6.4**	**29.41 kg**	**114.300**	M268749TDG: GROOVE IN ID CENTER TAPERED BORE
	15.0000	4.5000	.25	-		23.2500	3.5000	.25	64.86 lb	4.5000	
***M268744WS**	**409.575**	**114.300**	**6.4**	**-**	***M268710CD**	**590.550**	**193.675**	**1.5**	**64.08 kg**	**244.475**	
	16.1250	4.5000	.25	-		23.2500	7.6250	.06	141.30 lb	9.6250	M268710CD : GROOVE IN OD CENTER HOLES IN OD CENTER
M268749	**415.925**	**114.300**	**6.4**	**-**	***M268710D**	**590.550**	**193.675**	**1.5**	**64.08 kg**	**244.475**	
	16.3750	4.5000	.25	-		23.2500	7.6250	.06	141.30 lb	9.6250	
***M268749H**	**415.925**	**114.300**	**6.4**	**68.51 kg**	***M268710DC**	**590.550**	**193.675**	**1.5**	**66.75 kg**	**244.475**	M268710D : GROOVE IN OD CENTER HOLES IN OD CENTER
	16.3750	4.5000	.25	151.07 lb		23.2500	7.6250	.06	147.19 lb	9.6250	
M268749WS	**415.925**	**114.300**	**6.4**	**-**	***†JM268711**	**590.000**	**88.900**	**3.0**	**27.59 kg**	**114.300**	
	16.3750	4.5000	.25	-		23.2283	3.5000	.12	60.83 lb	4.5000	M268710DC : HOLES IN OD CENTER
											JM268711 : SHOULDER ON OD BACKFACE
***M268729T**	**390.129**	**122.238**	**6.4**	**-**	M268729T and grouped cones may be paired with all single cups corresponding to JM268730DW and will require -.559 mm (-.0220 in) to be added to the T-width values.						
	15.3594	4.8125	.25	-							
***M268747T**	**419.100**	**122.238**	**6.4**	**-**							
	16.5000	4.8125	.25	-							
***M268745TD**	**408.915**	**225.425**	**3.3**	**-**	M268745TD may be paired with all single cups corresponding to JM268730DW and will require -1.118 mm (-.0440 in) to be added to the T-width values.						
	16.0990	8.8750	.13	-							
L269100 Series											
L269140	**427.038**	**50.800**	**3.3**	**-**	**L269110**	**533.400**	**36.512**	**3.3**	**5.16 kg**	**50.800**	
	16.8125	2.0000	.13	-		21.0000	1.4375	.13	11.38 lb	2.0000	
L269143	**431.800**	**50.800**	**3.3**	**-**							
	17.0000	2.0000	.13	-							
270000 Series											EE270537XS: SPECIAL BACKFACE CHAMFER
***EE270537XS**	**136.525**	**86.004**	**10.7**	**14.06 kg**	***271100**	**279.400**	**63.500**	**6.4**	**9.31 kg**	**82.550**	
	5.3750	3.3860	.42	31.00 lb		11.0000	2.5000	.25	20.53 lb	3.2500	271100 : SPECIAL RADIUS ON BACKFACE OD SPECIAL RADIUS ON FRONTFACE OD
					271102-S	**280.000**	**61.912**	**6.4**	**8.74 kg**	**82.550**	
						11.0236	2.4375	.25	19.28 lb	3.2500	
					***271125**	**285.750**	**58.738**	**6.4**	**9.23 kg**	**79.375**	
						11.2500	2.3125	.25	20.35 lb	3.1250	271125 : SPECIAL RADIUS ON BACKFACE OD SPECIAL RADIUS ON FRONTFACE OD
EE270575XD	**146.050**	**171.450**	**6.4**	**34.61 kg**	***271100**	**279.400**	**63.500**	**6.4**	**9.31 kg**	**161.926**	
	5.7500	6.7500	.25	76.31 lb		11.0000	2.5000	.25	20.53 lb	6.3750	
					271102-S	**280.000**	**61.912**	**6.4**	**8.74 kg**	**161.925**	
						11.0236	2.4375	.25	19.28 lb	6.3750	
					***271125**	**285.750**	**58.738**	**6.4**	**9.23 kg**	**155.575**	
						11.2500	2.3125	.25	20.35 lb	6.1250	

¨These Maximum Fillet Radii will be cleared by the Cone or Cup Radii.
†Bore or O.D. shown are maximum dimensions. *See Remarks Column.

M270400 SERIES CONTINUED ON NEXT PAGE

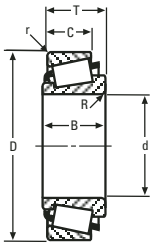

SINGLE ROW

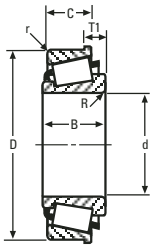

SINGLE ROW WITH FLANGE

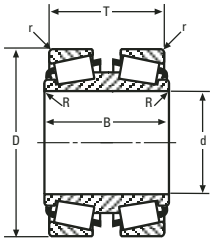

DOUBLE CONE

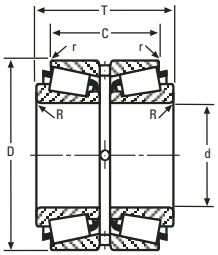

DOUBLE CUP

CONE Number	CONE BORE d	CONE WIDTH B	Max Shaft Fillet Radii R ¨	Weight	CUP Number	CUP OUTSIDE DIA D	CUP WIDTH C	Max Hs'ng Fillet Radii r ¨	Weight	BEARING WIDTH T	Remarks
M270400 Series											JM270440DGW: ASYMMETRICAL BEARING EXTENDED SMALL RIB
***†JM270440DGW**	**440.000**	**240.000**	**1.5**	**130.18 kg**	**M270410**	**594.949**	**75.000**	**6.0**	**20.26 kg**	**178.000**	
	17.3228	9.4488	.06	287.04 lb		23.4232	2.9528	.24	44.67 lb	7.0079	
M270448DW	**449.948**	**178.000**	**3.0**	**107.28 kg**	***†JM270411**	**590.000**	**75.000**	**3.0**	**16.82 kg**	**178.000**	M270448DWA: ASYMMETRICAL BEARING EXTENDED SMALL RIB
	17.7145	7.0079	.12	236.56 lb		23.2283	2.9528	.12	37.10 lb	7.0079	
***M270448DWA**	**449.948**	**184.000**	**3.0**	**108.69 kg**							
	17.7145	7.2441	.12	239.65 lb							M270449DA: HOLES IN OD CENTER
***M270449DA**	**449.948**	**178.000**	**3.0**	**-**							JM270411 : SHOULDER ON OD BACKFACE
	17.7145	7.0079	.12	-							
M270449DW	**449.948**	**178.000**	**3.0**	**-**							
	17.7145	7.0079	.12	-							
M270700 Series											M270730T: REVERSE TAPERED BORE
***M270730T**	**422.700**	**128.587**	**6.4**	**-**	**M270710**	**635.000**	**95.250**	**6.4**	**36.14 kg**	**120.117**	
	16.6417	5.0625	.25	-		25.0000	3.7500	.25	79.68 lb	4.7290	M270730TV: REVERSE TAPERED BORE
***M270730TV**	**422.700**	**128.587**	**6.4**	**-**	**M270710V**	**635.000**	**95.250**	**6.4**	**36.14 kg**	**120.117**	
	16.6417	5.0625	.25	-		25.0000	3.7500	.25	79.68 lb	4.7290	M270732T: REVERSE TAPERED BORE
***M270732T**	**422.775**	**128.587**	**6.4**	**-**							
	16.6447	5.0625	.25	-							M270737TD: ASYMMETRICAL BEARING REVERSE TAPERED BORE
***M270741T**	**453.263**	**128.587**	**6.4**	**-**							
	17.8450	5.0625	.25	-							
***M270749T**	**453.390**	**128.587**	**6.4**	**-**							M270739TD: TAPERED BORE
	17.8500	5.0625	.25	-							
***M270749TV**	**453.390**	**128.587**	**6.4**	**-**							M270741T: TAPERED BORE
	17.8500	5.0625	.25	-							
											M270742TD: TAPERED BORE TQI/TQO (NON-INTERLOCKING)
***M270737TD**	**426.890**	**231.775**	**3.3**	**-**	**M270710**	**635.000**	**95.250**	**6.4**	**36.14 kg**	**223.838**	
	16.8067	9.1250	.13	-		25.0000	3.7500	.25	79.68 lb	8.8125	
***M270747TD**	**446.204**	**231.775**	**3.3**	**-**	**M270710V**	**635.000**	**95.250**	**6.4**	**36.14 kg**	**223.838**	M270743TE: BACKFACE CHAMFER EXTENDED LARGE RIB
	17.5671	9.1250	.13	-		25.0000	3.7500	.25	79.68 lb	8.8125	
***M270749ADW**	**447.675**	**223.838**	**3.3**	**-**							TAPERED BORE
	17.6250	8.8125	.13	-							
***M270749ADWV**	**447.675**	**223.838**	**3.3**	**-**							M270746TD: TAPERED BORE TQI/TQO (NON-INTERLOCKING)
	17.6250	8.8125	.13	-							
M270749D	**447.675**	**223.838**	**3.3**	**-**							
	17.6250	8.8125	.13	-							M270746TDV: TAPERED BORE TQI/TQO (NON-INTERLOCKING)
***M270749DGW**	**447.675**	**223.838**	**3.3**	**-**							
	17.6250	8.8125	.13	-							
M270749DW	**447.675**	**223.838**	**3.3**	**-**							M270747TD: ASYMMETRICAL BEARING EXTENDED SMALL RIB
	17.6250	8.8125	.13	-							
***M270749TD**	**447.675**	**223.838**	**3.3**	**-**							TAPERED BORE
	17.6250	8.8125	.13	-							
***M270749TDG**	**447.675**	**223.838**	**3.3**	**-**							M270749ADW: HOLES IN OD CENTER
	17.6250	8.8125	.13	-							
											M270749ADWV: HOLES IN OD CENTER
											M270749DGW: GROOVE IN ID
											M270749T: TAPERED BORE
											M270749TD: TAPERED BORE
											M270749TDG: GROOVE IN ID CENTER TAPERED BORE
											M270749TV: TAPERED BORE
											M270710CD : GROOVE IN OD CENTER HOLES IN OD CENTER
											M270710D : GROOVE IN OD CENTER HOLES IN OD CENTER
											M270710DC : HOLES IN OD CENTER
											M270720D : GROOVE IN OD CENTER HOLES IN OD CENTER
M270730	**409.575**	**120.650**	**6.4**	**-**	**M270710**	**635.000**	**95.250**	**6.4**	**36.14 kg**	**120.650**	
	16.1250	4.7500	.25	-		25.0000	3.7500	.25	79.68 lb	4.7500	
M270744	**444.500**	**120.650**	**6.4**	**-**	***M270710CD**	**635.000**	**206.375**	**1.5**	**76.90 kg**	**257.176**	
	17.5000	4.7500	.25	-		25.0000	8.1250	.06	169.57 lb	10.1250	
M270749	**447.675**	**120.650**	**6.4**	**-**	***M270710D**	**635.000**	**206.375**	**1.5**	**82.52 kg**	**257.176**	
	17.6250	4.7500	.25	-		25.0000	8.1250	.06	181.96 lb	10.1250	

M270700 SERIES CONTINUED ON NEXT PAGE

¨These Maximum Fillet Radii will be cleared by the Cone or Cup Radii.
†Bore or O.D. shown are maximum dimensions. *See Remarks Column.

CONE Number	CONE BORE d	CONE WIDTH B	Max Shaft Fillet Radii R ¨	Weight	CUP Number	CUP OUTSIDE DIA D	CUP WIDTH C	Max Hs'ng Fillet Radii r ¨	Weight	BEARING WIDTH T	Remarks
M270700 Series (cont)											
M270749A	**447.675** 17.6250	**120.650** 4.7500	**6.4** .25	**79.06 kg** 174.33 lb	***M270710DC**	**635.000** 25.0000	**206.375** 8.1250	**1.5** .06	**82.52 kg** 181.96 lb	**257.176** 10.1250	
					M270710V	**635.000** 25.0000	**95.250** 3.7500	**6.4** .25	**36.14 kg** 79.68 lb	**120.650** 4.7500	
					***M270720D**	**649.925** 25.5876	**206.375** 8.1250	**1.5** .06	**106.78 kg** 235.46 lb	**257.176** 10.1250	
***M270739TD**	**442.648** 17.4271	**239.712** 9.4375	**3.3** .13	**-** -	M270739TD and grouped cones may be paired with all single cups corresponding to M270730T and will require -1.067 mm (-.0420 in) to be added to the T-width values.						
***M270742TD**	**442.598** 17.4251	**239.712** 9.4375	**3.3** .13	**-** -							
***M270746TD**	**442.674** 17.4281	**239.712** 9.4375	**3.3** .13	**-** -							
***M270746TDV**	**442.674** 17.4281	**239.712** 9.4375	**3.3** .13	**-** -							
***M270743TE**	**460.571** 18.1327	**217.488** 8.5625	**spcl.** spcl.	**-** -	M270743TE may be paired with all single cups corresponding to M270730T and will require 88.900 mm (3.5000 in) to be added to the T-width values.						
M271100 Series											
M271149D	**459.948** 18.1082	**205.000** 8.0709	**3.0** .12	**-** -	**M271110**	**624.924** 24.6033	**88.000** 3.4646	**9.0** .35	**28.16 kg** 62.10 lb	**205.000** 8.0709	
M271600 Series											M271610D : GROOVE IN OD CENTER
M271648	**457.200** 18.0000	**106.362** 4.1875	**6.4** .25	**-** -	***M271610D**	**660.400** 26.0000	**171.450** 6.7500	**1.5** .06	**63.26 kg** 139.50 lb	**228.600** 9.0000	HOLES IN OD CENTER
					***M271610DC**	**660.400** 26.0000	**171.450** 6.7500	**1.5** .06	**66.15 kg** 145.86 lb	**228.600** 9.0000	M271610DC : HOLES IN OD CENTER
LM272200 Series											LM272246DGW: ASYMMETRICAL BEARING EXTENDED SMALL RIB GROOVE IN ID
LM272235	**457.200** 18.0000	**85.725** 3.3750	**6.4** .25	**54.31 kg** 119.74 lb	**LM272210**	**615.950** 24.2500	**66.675** 2.6250	**6.4** .25	**16.66 kg** 36.73 lb	**85.725** 3.3750	
LM272249	**482.600** 19.0000	**85.725** 3.3750	**6.4** .25	**41.73 kg** 92.01 lb	***LM272210CD**	**615.950** 24.2500	**146.050** 5.7500	**1.5** .06	**36.71 kg** 80.96 lb	**184.149** 7.2500	LM272246DWA: ASYMMETRICAL BEARING EXTENDED SMALL RIB
LM272249A	**482.600** 19.0000	**85.725** 3.3750	**15.0** .59	**40.61 kg** 89.54 lb	***LM272210D**	**615.950** 24.2500	**146.050** 5.7500	**1.5** .06	**36.81 kg** 81.18 lb	**184.149** 7.2500	
					***LM272210DC**	**615.950** 24.2500	**146.050** 5.7500	**1.5** .06	**38.44 kg** 84.77 lb	**184.149** 7.2500	LM272247DWA: ASYMMETRICAL BEARING EXTENDED SMALL RIB
					***LM272210DV**	**615.950** 24.2500	**146.050** 5.7500	**1.5** .06	**38.29 kg** 84.43 lb	**184.149** 7.2500	LM272248DGW: GROOVE IN ID
					LM272210V	**615.950** 24.2500	**66.675** 2.6250	**6.4** .25	**16.66 kg** 36.73 lb	**85.725** 3.3750	LM272248DWA: ASYMMETRICAL BEARING SLOTS IN LEFTFACE
***LM272246DGW**	**482.600** 19.0000	**165.100** 6.5000	**6.4** .25	**97.12 kg** 214.15 lb	**LM272210**	**615.950** 24.2500	**66.675** 2.6250	**6.4** .25	**16.66 kg** 36.73 lb	**158.750** 6.2500	LM272249ADW: HOLES IN OD CENTER
***LM272246DWA**	**482.600** 19.0000	**165.100** 6.5000	**6.4** .25	**97.12 kg** 214.15 lb	**LM272210V**	**615.950** 24.2500	**66.675** 2.6250	**6.4** .25	**16.66 kg** 36.73 lb	**158.750** 6.2500	LM272249DGW: GROOVE IN ID
***LM272247DWA**	**482.600** 19.0000	**165.100** 6.5000	**6.4** .25	**97.02 kg** 213.92 lb							LM272249DWA: ASYMMETRICAL BEARING SLOTS IN LEFTFACE
***LM272248DGW**	**482.600** 19.0000	**158.750** 6.2500	**6.4** .25	**95.51 kg** 210.61 lb							LM272210CD : GROOVE IN OD CENTER HOLES IN OD CENTER
LM272248DW	**482.600** 19.0000	**158.750** 6.2500	**6.4** .25	**95.62 kg** 210.83 lb							
***LM272248DWA**	**482.600** 19.0000	**196.850** 7.7500	**4.0** .16	**103.21 kg** 227.58 lb							LM272210D : GROOVE IN OD CENTER HOLES IN OD CENTER
LM272248DWH	**482.600** 19.0000	**158.750** 6.2500	**6.4** .25	**95.62 kg** 210.83 lb							LM272210DC : HOLES IN OD CENTER
***LM272249ADW**	**482.600** 19.0000	**158.750** 6.2500	**3.3** .13	**95.64 kg** 210.88 lb							LM272210DV : GROOVE IN OD CENTER HOLES IN OD CENTER
LM272249D	**482.600** 19.0000	**158.750** 6.2500	**3.3** .13	**95.79 kg** 211.21 lb							
***LM272249DGW**	**482.600** 19.0000	**158.750** 6.2500	**3.3** .13	**95.56 kg** 210.70 lb							
LM272249DW	**482.600** 19.0000	**158.750** 6.2500	**3.3** .13	**95.64 kg** 210.88 lb							
***LM272249DWA**	**482.600** 19.0000	**203.200** 8.0000	**3.3** .13	**104.45 kg** 230.31 lb							

¨These Maximum Fillet Radii will be cleared by the Cone or Cup Radii.
†Bore or O.D. shown are maximum dimensions. *See Remarks Column.

LM272200 SERIES CONTINUED ON NEXT PAGE

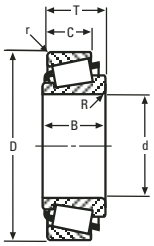

SINGLE ROW

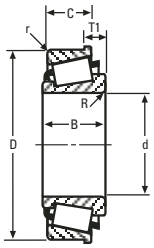

SINGLE ROW WITH FLANGE

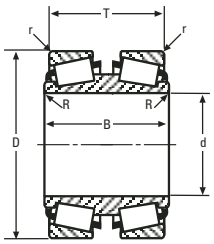

DOUBLE CONE

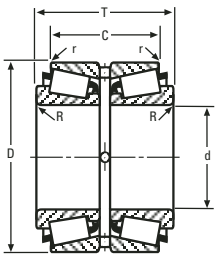

DOUBLE CUP

CONE Number	CONE BORE d	CONE WIDTH B	Max Shaft Fillet Radii R ¨	Weight	CUP Number	CUP OUTSIDE DIA D	CUP WIDTH C	Max Hs'ng Fillet Radii r ¨	Weight	BEARING WIDTH T	Remarks
LM272200 Series (cont)											
LM272249DWH	**482.600** 19.0000	**158.750** 6.2500	**3.3** .13	**95.88 kg** 211.41 lb							
LM272249DWV	**482.600** 19.0000	**158.750** 6.2500	**3.3** .13	**95.88 kg** 211.41 lb							
LM272300 Series											LM272343DGW: ASYMMETRICAL BEARING
***LM272343DGW**	**482.600** 19.0000	**165.100** 6.5000	**6.4** .25	**95.29 kg** 210.11 lb	***LM272314W**	**615.950** 24.2500	**66.040** 2.6000	**6.4** .25	**16.78 kg** 37.00 lb	**156.845** 6.1750	EXTENDED SMALL RIB GROOVE IN ID
***LM272344DGW**	**482.600** 19.0000	**165.100** 6.5000	**6.4** .25	**95.29 kg** 210.11 lb	***LM272314X**	**615.950** 24.2500	**70.294** 2.7675	**-** -	**16.48 kg** 36.34 lb	**165.354** 6.5100	SHOULDER ON ID LEFTSIDE
					***LM272314XA**	**615.950** 24.2500	**71.796** 2.8266	**-** -	**16.98 kg** 37.45 lb	**168.356** 6.6282	LM272344DGW: ASYMMETRICAL BEARING EXTENDED SMALL RIB GROOVE IN ID SHOULDER ON ID LEFTSIDE SLOTS IN RIGHTFACE LM272314W : SLOTS IN BACKFACE LM272314X : SHOULDER ON OD BACKFACE LM272314XA : SHOULDER ON OD BACKFACE
LM272400 Series											
M272449D	**482.600** 19.0000	**200.025** 7.8750	**3.0** .12	**-** -	**M272410**	**635.000** 25.0000	**84.138** 3.3125	**6.4** .25	**25.63 kg** 56.51 lb	**200.025** 7.8750	
L272500 Series											L272543DGW: EXTENDED SMALL RIB GROOVE IN ID
***L272543DGW**	**482.600** 19.0000	**181.610** 7.1500	**3.3** .13	**93.43 kg** 206.02 lb	***L272512**	**615.950** 24.2500	**79.375** 3.1250	**6.0** .24	**18.37 kg** 40.52 lb	**181.610** 7.1500	L272512 : CHAMFER ON BACKFACE OD GROOVE IN OD CENTER
M272600 Series											
M272647DW	**482.600** 19.0000	**201.612** 7.9375	**3.3** .13	**-** -	**M272610**	**647.700** 25.5000	**85.725** 3.3750	**6.4** .25	**28.98 kg** 63.90 lb	**201.613** 7.9375	
M272700 Series											M272730T: REVERSE TAPERED BORE
***M272737TD**	**459.582** 18.0938	**257.175** 10.1250	**3.3** .13	**-** -	**M272710**	**679.450** 26.7500	**101.600** 4.0000	**6.4** .25	**43.59 kg** 96.12 lb	**238.124** 9.3750	M272737TD: ASYMMETRICAL BEARING TAPERED BORE
***M272740DW**	**457.200** 18.0000	**238.125** 9.3750	**3.3** .13	**-** -							M272740DW: KEYWAY IN ID
M272749D	**479.425** 18.8750	**238.125** 9.3750	**3.3** .13	**-** -							M272746TD: TAPERED BORE TQI/TQO (NON-INTERLOCKING)
***M272749DGW**	**479.425** 18.8750	**238.125** 9.3750	**3.3** .13	**-** -							M272749DGW: GROOVE IN ID
M272749DW	**479.425** 18.8750	**238.125** 9.3750	**3.3** .13	**-** -							M272749H: GROOVE IN OD FRONTFACE
***M272749TD**	**479.425** 18.8750	**238.125** 9.3750	**3.3** .13	**-** -							
M272749	**479.425** 18.8750	**128.587** 5.0625	**6.4** .25	**-** -	**M272710**	**679.450** 26.7500	**101.600** 4.0000	**6.4** .25	**43.59 kg** 96.12 lb	**128.587** 5.0625	M272749T: TAPERED BORE
***M272749H**	**479.425** 18.8750	**131.762** 5.1875	**6.4** .25	**98.74 kg** 217.73 lb	***M272710D**	**679.450** 26.7500	**222.250** 8.7500	**1.5** .06	**94.83 kg** 209.10 lb	**276.224** 10.8750	M272749TD: TAPERED BORE
M272749V	**479.425** 18.8750	**128.587** 5.0625	**6.4** .25	**-** -	***M272710CD**	**679.450** 26.7500	**222.250** 8.7500	**1.5** .06	**94.62 kg** 208.65 lb	**276.224** 10.8750	M272749TE: EXTENDED LARGE RIB SPECIAL BACKFACE RADIUS TAPERED BORE M272710CD : GROOVE IN OD CENTER HOLES IN OD CENTER M272710D : GROOVE IN OD CENTER HOLES IN OD CENTER
***M272730T**	**456.011** 17.9532	**138.112** 5.4375	**6.4** .25	**-** -	M272730T and grouped cones may be paired with all single cups corresponding to M272737TD and will require -.635 mm (-.0250 in) to be added to the T-width values.						
***M272749T**	**488.950** 19.2500	**138.112** 5.4375	**12.7** .50	**-** -							
***M272746TD**	**477.441** 18.7969	**257.175** 10.1250	**3.3** .13	**-** -	M272746TD may be paired with all single cups corresponding to M272737TD and will require -1.270 mm (-.0500 in) to be added to the T-width values.						

M272700 SERIES CONTINUED ON NEXT PAGE

¨These Maximum Fillet Radii will be cleared by the Cone or Cup Radii.
†Bore or O.D. shown are maximum dimensions. *See Remarks Column.

CONE Number	CONE BORE d	CONE WIDTH B	Max Shaft Fillet Radii R ¨	Weight	CUP Number	CUP OUTSIDE DIA D	CUP WIDTH C	Max Hs'ng Fillet Radii r ¨	Weight	BEARING WIDTH T	Remarks
M272700 Series (cont)											
***M272749TE**	**496.888**	**233.362**	**39.6**	**-**	M272749TE may be paired with all single cups corresponding to M272737TD and will require 94.615 mm (3.7250 in) to be added to the T-width values..						
	19.5625	9.1875	1.56	-							
LM273900 Series											
†JLM273947DG	**510.000**	**188.500**	**1.5**	**126.81 kg**	**†JLM273914W**	**655.000**	**80.000**	**-**	**23.22 kg**	**182.047**	
	20.0787	7.4213	.06	279.62 lb		25.7874	3.1496	-	51.19 lb	7.1672	
					†JLM273914X	**655.000**	**84.953**	**-**	**23.91 kg**	**191.953**	
						25.7874	3.3446	-	52.72 lb	7.5572	
LM274000 Series											LM274030T: REVERSE TAPERED BORE
***LM274030TA**	**480.220**	**117.284**	**6.4**	**-**	**LM274010**	**695.325**	**80.962**	**6.0**	**33.95 kg**	**108.877**	
	18.9063	4.6175	.25	-		27.3750	3.1875	.24	74.87 lb	4.2865	LM274030TA: REVERSE TAPERED BORE
***LM274040TA**	**490.009**	**117.284**	**6.4**	**-**							
	19.2917	4.6175	.25	-							LM274040TA: TAPERED BORE
***LM274046TD**	**498.211**	**215.900**	**3.3**	**-**	**LM274010**	**695.325**	**80.962**	**6.0**	**33.95 kg**	**198.805**	LM274046TD: TAPERED BORE
	19.6146	8.5000	.13	-		27.3750	3.1875	.24	74.87 lb	7.8270	
											LM274049T: TAPERED BORE
***LM274030T**	**480.220**	**117.475**	**6.4**	**-**	LM274030T and grouped cones may be paired with all single cups corresponding to LM274030TA and will require .051 mm (.0020 in) to be added to the T-width values.						
	18.9063	4.6250	.25	-							
***LM274049T**	**508.000**	**117.475**	**6.4**	**-**							
	20.0000	4.6250	.25	-							
LM274049DW	**508.000**	**200.025**	**3.3**	**-**	LM274049DW may be paired with all single cups corresponding to LM274030TA and will require 1.219 mm (.0480 in) to be added to the T-width values						
	20.0000	7.8750	.13	-							
M274100 Series											M274148DH: SHOULDER ON OD LEFTFACE
***M274148DH**	**501.650**	**250.825**	**3.3**	**-**	**M274110**	**711.200**	**106.362**	**6.4**	**50.54 kg**	**250.825**	
	19.7500	9.8750	.13	-		28.0000	4.1875	.25	111.43 lb	9.8750	M274149D: SHOULDER ON OD LEFTFACE
***M274149D**	**501.650**	**250.825**	**3.3**	**-**	**M274110V**	**711.200**	**106.362**	**6.4**	**50.68 kg**	**250.825**	
	19.7500	9.8750	.13	-		28.0000	4.1875	.25	111.74 lb	9.8750	M274149DH: SHOULDER ON OD LEFTFACE
***M274149DH**	**501.650**	**250.825**	**3.3**	**-**							
	19.7500	9.8750	.13	-							M274149TD: TAPERED BORE
M274149DW	**501.650**	**250.825**	**3.3**	**-**							
	19.7500	9.8750	.13	-							M274149TDG: GROOVE IN ID CENTER TAPERED BORE
M274149DWV	**501.650**	**250.825**	**3.3**	**-**							
	19.7500	9.8750	.13	-							
***M274149TD**	**501.650**	**250.825**	**3.3**	**-**							M274110D : GROOVE IN OD CENTER HOLES IN OD CENTER
	19.7500	9.8750	.13	-							
***M274149TDG**	**501.650**	**250.825**	**3.3**	**-**							
	19.7500	9.8750	.13	-							M274110DC : HOLES IN OD CENTER
M274149	**501.650**	**136.525**	**6.4**	**-**	**M274110**	**711.200**	**106.362**	**6.4**	**50.54 kg**	**136.525**	M274110DV : GROOVE IN OD CENTER HOLES IN OD CENTER
	19.7500	5.3750	.25	-		28.0000	4.1875	.25	111.43 lb	5.3750	
					***M274110D**	**711.200**	**231.775**	**1.5**	**110.15 kg**	**292.100**	
						28.0000	9.1250	.06	242.89 lb	11.5000	
					***M274110DC**	**711.200**	**231.775**	**1.5**	**110.15 kg**	**292.100**	
						28.0000	9.1250	.06	242.89 lb	11.5000	
					***M274110DV**	**711.200**	**231.775**	**1.5**	**110.15 kg**	**292.100**	
						28.0000	9.1250	.06	242.89 lb	11.5000	
					M274110V	**711.200**	**106.362**	**6.4**	**50.68 kg**	**136.525**	
						28.0000	4.1875	.25	111.74 lb	5.3750	
LM274400 Series											LM274449DWA: ASYMMETRICAL BEARING EXTENDED SMALL RIB
LM274448DWH	**514.350**	**203.200**	**3.3**	**-**	**LM274410**	**673.100**	**85.725**	**6.4**	**29.14 kg**	**203.200**	
	20.2500	8.0000	.13	-		26.5000	3.3750	.25	64.25 lb	8.0000	
LM274449D	**514.350**	**203.200**	**3.3**	**-**							
	20.2500	8.0000	.13	-							
LM274449DW	**514.350**	**203.200**	**3.3**	**-**							
	20.2500	8.0000	.13	-							
***LM274449DWA**	**514.350**	**211.138**	**3.3**	**-**							
	20.2500	8.3125	.13	-							
LM274449DWH	**514.350**	**203.200**	**3.3**	**-**							
	20.2500	8.0000	.13	-							
275000 Series											EE275109DGW: GROOVE IN ID
EE275095	**241.300**	**69.850**	**6.4**	**25.48 kg**	**275155**	**393.700**	**50.005**	**6.4**	**6.59 kg**	**73.817**	275156CD : GROOVE IN OD CENTER HOLES IN OD CENTER
	9.5000	2.7500	.25	56.18 lb		15.5000	1.9687	.25	14.54 lb	2.9062	

¨These Maximum Fillet Radii will be cleared by the Cone or Cup Radii.
†Bore or O.D. shown are maximum dimensions. *See Remarks Column.

275000 SERIES CONTINUED ON NEXT PAGE

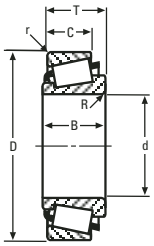

SINGLE ROW

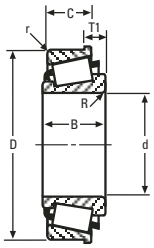

SINGLE ROW WITH FLANGE

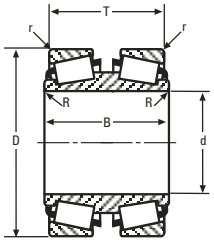

DOUBLE CONE

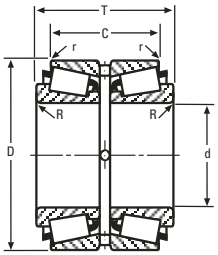

DOUBLE CUP

CONE Number	CONE BORE d	CONE WIDTH B	Max Shaft Fillet Radii R ¨	Weight	CUP Number	CUP OUTSIDE DIA D	CUP WIDTH C	Max Hs'ng Fillet Radii r ¨	Weight	BEARING WIDTH T	Remarks
275000 Series (cont)											275156DC : HOLES IN OD CENTER
EE275100	**254.000**	**69.850**	**6.4**	**22.77 kg**	***275156DC**	**393.700**	**109.538**	**1.5**	**15.56 kg**	**157.162**	
	10.0000	2.7500	.25	50.22 lb		15.5000	4.3125	.06	34.32 lb	6.1875	
EE275105	**266.700**	**69.850**	**6.4**	**19.93 kg**	***275156D**	**393.700**	**109.538**	**1.5**	**15.56 kg**	**157.162**	275156D : GROOVE IN OD CENTER
	10.5000	2.7500	.25	43.95 lb		15.5000	4.3125	.06	34.32 lb	6.1875	HOLES IN OD CENTER
EE275108	**273.050**	**69.850**	**6.4**	**18.46 kg**	***275156CD**	**393.700**	**109.538**	**1.5**	**14.27 kg**	**157.162**	
	10.7500	2.7500	.25	40.70 lb		15.5000	4.3125	.06	31.46 lb	6.1875	275158-B : FLANGE ON OD FRONTFACE,
					***275158-B**	**403.225**	**46.038**	**6.4**	**9.26 kg**	**38.100**	BEARING WIDTH IS T1
						15.8750	1.8125	.25	20.42 lb	1.5000	DIMENSION
					275158	**403.225**	**46.038**	**6.4**	**7.98 kg**	**69.850**	
						15.8750	1.8125	.25	17.59 lb	2.7500	275161D : GROOVE IN OD CENTER
					275160	**406.400**	**46.038**	**6.4**	**8.70 kg**	**69.850**	HOLES IN OD CENTER
						16.0000	1.8125	.25	19.19 lb	2.7500	
					***275161DC**	**406.400**	**107.950**	**1.5**	**21.20 kg**	**155.575**	275161DC : HOLES IN OD CENTER
						16.0000	4.2500	.06	46.74 lb	6.1250	
					***275161D**	**406.400**	**107.950**	**1.5**	**21.20 kg**	**155.575**	
						16.0000	4.2500	.06	46.74 lb	6.1250	
EE275106D	**266.700**	**130.175**	**3.3**	**42.75 kg**	**275155**	**393.700**	**50.005**	**6.4**	**6.59 kg**	**130.175**	
	10.5000	5.1250	.13	94.27 lb		15.5000	1.9687	.25	14.54 lb	5.1250	
EE275109D	**276.225**	**130.175**	**1.5**	**42.37 kg**	**275158**	**403.225**	**46.038**	**6.4**	**7.98 kg**	**122.240**	
	10.8750	5.1250	.06	93.43 lb		15.8750	1.8125	.25	17.59 lb	4.8126	
***EE275109DGW**	**276.225**	**130.175**	**1.5**	**42.32 kg**	**275160**	**406.400**	**46.038**	**6.4**	**8.70 kg**	**122.240**	
	10.8750	5.1250	.06	93.32 lb		16.0000	1.8125	.25	19.19 lb	4.8126	
EE275109DW	**276.225**	**130.175**	**1.5**	**42.37 kg**							
	10.8750	5.1250	.06	93.43 lb							
LM275300 Series											
LM275349D	**520.700**	**190.500**	**3.3**	**-**	**LM275310**	**711.200**	**79.375**	**6.4**	**32.33 kg**	**190.507**	
	20.5000	7.5000	.13	-		28.0000	3.1250	.25	71.28 lb	7.5003	
M275300 Series											M275330T: REVERSE TAPERED BORE
***M275330T**	**494.505**	**150.812**	**6.4**	**-**	**M275310**	**736.600**	**111.125**	**6.4**	**56.67 kg**	**140.627**	
	19.4687	5.9375	.25	-		29.0000	4.3750	.25	124.96 lb	5.5365	M275346TD: REVERSE TAPERED BORE
***M275349T**	**530.225**	**150.812**	**6.4**	**-**							TQI/TQO (NON-INTERLOCKING)
	20.8750	5.9375	.25	-							
											M275349T: TAPERED BORE
M275349D	**519.112**	**258.763**	**3.3**	**-**	**M275310**	**736.600**	**111.125**	**6.4**	**56.67 kg**	**258.762**	
	20.4375	10.1875	.13	-		29.0000	4.3750	.25	124.96 lb	10.1875	M275349TD: TAPERED BORE
***M275349TD**	**519.112**	**258.763**	**3.3**	**-**							
	20.4375	10.1875	.13	-							
***M275346TD**	**517.657**	**277.812**	**3.3**	**-**	M275346TD may be paired with all single cups corresponding to M275330T and will require -1.321 mm						
	20.3802	10.9375	.13	-	(-.0520 in) to be added to the T-width values.						
M276400 Series											M276430T: REVERSE TAPERED BORE
***M276431T**	**510.520**	**155.575**	**6.4**	**-**	**M276410**	**761.873**	**114.300**	**6.4**	**62.96 kg**	**146.050**	
	20.0992	6.1250	.25	-		29.9950	4.5000	.25	138.83 lb	5.7500	M276431T: REVERSE TAPERED BORE
M276449	**536.575**	**146.050**	**6.4**	**-**	***M276410DC**	**761.873**	**247.650**	**1.5**	**141.69 kg**	**311.151**	
	21.1250	5.7500	.25	-		29.9950	9.7500	.06	312.42 lb	12.2500	
											M276445TD: TAPERED BORE
M276449AH	**536.575**	**146.050**	**6.4**	**-**	***M276410D**	**761.873**	**247.650**	**1.5**	**134.26 kg**	**311.151**	TQI/TQO (NON-INTERLOCKING)
	21.1250	5.7500	.25	-		29.9950	9.7500	.06	296.04 lb	12.2500	
					***M276410CD**	**761.873**	**247.650**	**1.5**	**134.10 kg**	**311.151**	M276446TD: TAPERED BORE
						29.9950	9.7500	.06	295.69 lb	12.2500	TQI/TQO (NON-INTERLOCKING)
											M276447TE: EXTENDED LARGE RIB
***M276448D**	**536.575**	**269.875**	**3.3**	**-**	**M276410**	**761.873**	**114.300**	**6.4**	**62.96 kg**	**269.876**	SPECIAL BACKFACE RADIUS
	21.1250	10.6250	.13	-		29.9950	4.5000	.25	138.83 lb	10.6250	TAPERED BORE
***M276449ADW**	**536.575**	**269.875**	**3.3**	**-**							
	21.1250	10.6250	.13	-							M276448D: HOLES IN OD CENTER
M276449D	**536.575**	**269.875**	**3.3**	**-**							
	21.1250	10.6250	.13	-							M276449ADW: HOLES IN OD CENTER
M276449DW	**536.575**	**269.875**	**3.3**	**-**							M276449T: TAPERED BORE
	21.1250	10.6250	.13	-							M276410CD : GROOVE IN OD CENTER
											HOLES IN OD CENTER
											M276410D : GROOVE IN OD CENTER
											HOLES IN OD CENTER

M276400 SERIES CONTINUED ON NEXT PAGE

¨These Maximum Fillet Radii will be cleared by the Cone or Cup Radii.
†Bore or O.D. shown are maximum dimensions. *See Remarks Column.

CONE Number	CONE BORE d	CONE WIDTH B	Max Shaft Fillet Radii R ¨	Weight	CUP Number	CUP OUTSIDE DIA D	CUP WIDTH C	Max Hs'ng Fillet Radii r ¨	Weight	BEARING WIDTH T	Remarks
M276400 Series (cont)											M276410DC : HOLES IN OD CENTER
***M276430T**	**510.647**	**155.575**	**6.4**	-	M276430T and grouped cones may be paired with all single cups corresponding to M276448D and will require -.711 mm (-.0280 in) to be added to the T-width values.						
	20.1042	6.1250	.25	-							
***M276449T**	**547.688**	**155.575**	**6.4**	-							
	21.5625	6.1250	.25	-							
***M276445TD**	**534.596**	**288.925**	**3.3**	-	M276445TD and grouped cones may be paired with all single cups corresponding to M276448D and will require -1.422 mm (-.0560 in) to be added to the T-width values.						
	21.0471	11.3750	.13	-							
***M276446TD**	**534.723**	**288.925**	**3.3**	-							
	21.0521	11.3750	.13	-							
***M276447TE**	**555.234**	**247.650**	**45.2**	-	M276447TE may be paired with all single cups corresponding to M276448D and will require 91.364 mm (3.5970 in) to be added to the T-width values.						
	21.8596	9.7500	1.78	-							
277000 Series											
EE277455	**1155.700**	**120.650**	**6.4**	-	**277565**	**1435.100**	**95.250**	**6.4**	**145.68 kg**	**121.030**	
	45.5000	4.7500	.25	-		56.5000	3.7500	.25	321.22 lb	4.7650	
LM277100 Series											LM277149DA: HOLES IN OD CENTER
***LM277149DA**	**558.800**	**219.075**	**3.3**	-	**LM277110**	**736.600**	**93.662**	**6.4**	**38.35 kg**	**220.662**	
	22.0000	8.6250	.13	-		29.0000	3.6875	.25	84.57 lb	8.6875	
M278700 Series											M278741TD: ASYMMETRICAL BEARING REVERSE TAPERED BORE
***M278741TD**	**546.633**	**296.862**	**3.3**	-	**M278710**	**812.800**	**120.650**	**6.4**	**75.91 kg**	**285.750**	
	21.5210	11.6875	.13	-		32.0000	4.7500	.25	167.38 lb	11.2500	
***M278742TD**	**546.760**	**296.862**	**3.3**	-	**M278710V**	**812.800**	**120.650**	**6.4**	**76.80 kg**	**285.750**	M278742TD: ASYMMETRICAL BEARING REVERSE TAPERED BORE
	21.5260	11.6875	.13	-		32.0000	4.7500	.25	169.34 lb	11.2500	
***M278747TD**	**571.373**	**296.862**	**3.3**	-							
	22.4950	11.6875	.13	-							M278747TD: ASYMMETRICAL BEARING TAPERED BORE
M278748D	**571.500**	**285.750**	**3.3**	-							
	22.5000	11.2500	.13	-							
M278748DH	**571.500**	**285.750**	**3.3**	-							M278748TD: ASYMMETRICAL BEARING TAPERED BORE
	22.5000	11.2500	.13	-							
M278748DV	**571.500**	**285.750**	**3.3**	-							
	22.5000	11.2500	.13	-							M278710CD : GROOVE IN OD CENTER HOLES IN OD CENTER
***M278748TD**	**571.500**	**296.862**	**3.3**	-							
	22.5000	11.6875	.13	-							
M278749D	**571.500**	**285.750**	**3.3**	-							M278710D : GROOVE IN OD CENTER HOLES IN OD CENTER
	22.5000	11.2500	.13	-							
M278749DW	**571.500**	**285.750**	**3.3**	-							
	22.5000	11.2500	.13	-							
M278749	**571.500**	**155.575**	**6.4**	-	**M278710**	**812.800**	**120.650**	**6.4**	**75.91 kg**	**155.575**	
	22.5000	6.1250	.25	-		32.0000	4.7500	.25	167.38 lb	6.1250	
					***M278710CD**	**812.800**	**263.525**	**1.5**	**168.42 kg**	**333.375**	
						32.0000	10.3750	.06	371.37 lb	13.1250	
					***M278710D**	**812.800**	**263.525**	**1.5**	**160.05 kg**	**333.375**	
						32.0000	10.3750	.06	352.91 lb	13.1250	
					M278710V	**812.800**	**120.650**	**6.4**	**76.80 kg**	**155.575**	
						32.0000	4.7500	.25	169.34 lb	6.1250	
LM278800 Series											LM278849: BACKFACE CHAMFER FRONTFACE CHAMFER
LM278848D	**585.788**	**230.188**	**6.4**	-	**LM278810**	**771.525**	**96.838**	**6.4**	**41.33 kg**	**230.187**	
	23.0625	9.0625	.25	-		30.3750	3.8125	.25	91.14 lb	9.0625	
LM278849D	**585.788**	**230.188**	**3.3**	-							LM278849DGW: GROOVE IN ID
	23.0625	9.0625	.13	-							
***LM278849DGW**	**585.788**	**230.188**	**3.3**	-							LM278810CD : GROOVE IN OD CENTER HOLES IN OD CENTER
	23.0625	9.0625	.13	-							
LM278849DW	**585.788**	**230.188**	**3.3**	-							
	23.0625	9.0625	.13	-							LM278810D : GROOVE IN OD CENTER HOLES IN OD CENTER
***LM278849**	**585.788**	**124.998**	**6.4**	-	**LM278810**	**771.525**	**96.838**	**6.4**	**41.33 kg**	**124.998**	
	23.0625	4.9212	.25	-		30.3750	3.8125	.25	91.14 lb	4.9212	
					***LM278810D**	**771.525**	**212.725**	**1.5**	**89.22 kg**	**269.047**	
						30.3750	8.3750	.06	196.72 lb	10.5924	
					***LM278810CD**	**771.525**	**212.725**	**1.5**	**47.06 kg**	**269.047**	
						30.3750	8.3750	.06	103.77 lb	10.5924	

¨These Maximum Fillet Radii will be cleared by the Cone or Cup Radii.
†Bore or O.D. shown are maximum dimensions. *See Remarks Column.

280000 SERIES CONTINUED ON NEXT PAGE

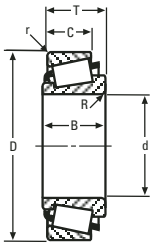

SINGLE ROW

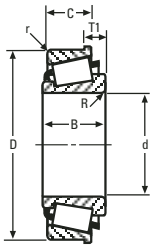

SINGLE ROW WITH FLANGE

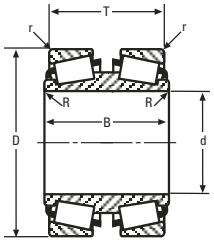

DOUBLE CONE

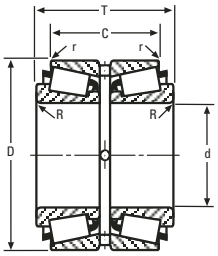

DOUBLE CUP

CONE Number	CONE BORE d	CONE WIDTH B	Max Shaft Fillet Radii R ¨	Weight	CUP Number	CUP OUTSIDE DIA D	CUP WIDTH C	Max Hs'ng Fillet Radii r ¨	Weight	BEARING WIDTH T	Remarks
280000 Series											EE280703DW: KEYWAY IN ID
EE280625D	**158.750**	**114.300**	**3.3**	**31.35 kg**	**281200**	**304.800**	**42.862**	**3.3**	**4.93 kg**	**109.438**	
	6.2500	4.5000	.13	69.12 lb		12.0000	1.6875	.13	10.86 lb	4.3086	281201D : GROOVE IN OD CENTER HOLES IN OD CENTER
EE280700D	**177.800**	**114.300**	**3.3**	**26.83 kg**	**281202**	**304.800**	**42.862**	**3.3**	**5.12 kg**	**109.438**	
	7.0000	4.5000	.13	59.17 lb		12.0000	1.6875	.13	11.30 lb	4.3086	
***EE280703DW**	**177.800**	**114.300**	**3.3**	**26.83 kg**							281201DC : HOLES IN OD CENTER
	7.0000	4.5000	.13	59.17 lb							
EE280626	**158.750**	**69.106**	**6.4**	**15.45 kg**	**281200**	**304.800**	**42.862**	**3.3**	**4.93 kg**	**66.675**	
	6.2500	2.7207	.25	34.06 lb		12.0000	1.6875	.13	10.86 lb	2.6250	
EE280702	**177.800**	**69.106**	**6.4**	**12.72 kg**	***281201DC**	**304.800**	**98.425**	**1.5**	**12.38 kg**	**147.838**	
	7.0000	2.7207	.25	28.04 lb		12.0000	3.8750	.06	27.30 lb	5.8204	
EE280720X	**183.000**	**69.106**	**6.5**	**11.91 kg**	***281201D**	**304.800**	**98.425**	**1.5**	**12.38 kg**	**147.838**	
	7.2047	2.7207	.26	26.27 lb		12.0000	3.8750	.06	27.30 lb	5.8204	
					281202	**304.800**	**42.862**	**3.3**	**5.12 kg**	**66.675**	
						12.0000	1.6875	.13	11.30 lb	2.6250	
280970	**177.800**	**63.500**	**1.5**	**11.50 kg**	280970 may be paired with all single cups corresponding to EE280626 and will require -6.350 mm (-.2500 in) to be added to the T-width values.						
	7.0000	2.5000	.06	25.36 lb	280970 may be paired with all double cups corresponding to EE280626 and will require -12.700 mm (-.5000 in) to be added to the T-width values.						
M280000 Series											M280049D: SHOULDER ON OD RIGHT FACE
***M280049D**	**595.312**	**296.862**	**3.3**	**-**	**M280010**	**844.550**	**125.412**	**6.4**	**84.63 kg**	**296.861**	
	23.4375	11.6875	.13	-		33.2500	4.9375	.25	186.62 lb	11.6875	
LM280200 Series											
LM280249DW	**609.600**	**227.012**	**3.0**	**-**	**LM280210**	**813.562**	**93.000**	**6.4**	**46.99 kg**	**227.012**	
	24.0000	8.9375	.12	-		32.0300	3.6614	.25	103.62 lb	8.9375	
M280200 Series											M280249DGWA: GROOVE IN ID
M280249D	**603.250**	**300.038**	**3.3**	**-**	**M280210**	**857.250**	**127.000**	**6.4**	**89.14 kg**	**300.038**	
	23.7500	11.8125	.13	-		33.7500	5.0000	.25	196.54 lb	11.8125	
***M280249DGWA**	**603.250**	**311.150**	**3.3**	**-**							
	23.7500	12.2500	.13	-							
M280300 Series											
M280349D	**609.600**	**317.500**	**3.3**	**-**	**M280310**	**863.600**	**136.525**	**6.4**	**94.88 kg**	**317.500**	
	24.0000	12.5000	.13	-		34.0000	5.3750	.25	209.21 lb	12.5000	
LM281000 Series											LM281031T: REVERSE TAPERED BORE
***LM281031T**	**607.088**	**141.288**	**6.4**	**-**	**LM281010**	**857.250**	**109.538**	**6.4**	**63.18 kg**	**141.707**	
	23.9011	5.5625	.25	-		33.7500	4.3125	.25	139.30 lb	5.5790	LM281031TV: REVERSE TAPERED BORE
***LM281031TV**	**607.088**	**141.288**	**6.4**	**-**	***LM281010CD**	**857.250**	**241.300**	**1.5**	**141.31 kg**	**305.639**	
	23.9011	5.5625	.25	-		33.7500	9.5000	.06	311.58 lb	12.0330	LM281044TD: TAPERED BORE TQI/TQO (NON-INTERLOCKING)
***LM281048T**	**644.525**	**141.288**	**6.4**	**-**	***LM281010D**	**857.250**	**241.300**	**1.5**	**139.62 kg**	**305.639**	
	25.3750	5.5625	.25	-		33.7500	9.5000	.06	307.87 lb	12.0330	
***LM281048TV**	**644.525**	**141.288**	**6.4**	**-**	**LM281010V**	**857.250**	**109.538**	**6.4**	**63.18 kg**	**141.707**	LM281044TDV: TAPERED BORE TQI/TQO (NON-INTERLOCKING)
	25.3750	5.5625	.25	-		33.7500	4.3125	.25	139.30 lb	5.5790	
					***LM281011**	**857.250**	**109.538**	**6.4**	**62.09 kg**	**141.707**	
						33.7500	4.3125	.25	136.90 lb	5.5790	LM281048T: TAPERED BORE
											LM281048TE: EXTENDED LARGE RIB SPECIAL BACKFACE RADIUS TAPERED BORE
***LM281044TD**	**632.752**	**307.975**	**5.0**	**-**	**LM281010**	**857.250**	**109.538**	**6.4**	**63.18 kg**	**258.013**	
	24.9115	12.1250	.20	-		33.7500	4.3125	.25	139.30 lb	10.1580	
***LM281044TDV**	**632.752**	**307.975**	**5.0**	**-**	**LM281010V**	**857.250**	**109.538**	**6.4**	**63.18 kg**	**258.013**	
	24.9115	12.1250	.20	-		33.7500	4.3125	.25	139.30 lb	10.1580	LM281048TV: TAPERED BORE
					***LM281011**	**857.250**	**109.538**	**6.4**	**62.09 kg**	**258.013**	
						33.7500	4.3125	.25	136.90 lb	10.1580	LM281010CD : GROOVE IN OD CENTER HOLES IN OD CENTER
											LM281010D : GROOVE IN OD CENTER HOLES IN OD CENTER
											LM281011 : GROOVE IN OD BACKFACE
***LM281048TE**	**651.934**	**230.188**	**spcl.**	**-**	LM281048TE may be paired with all single cups corresponding to LM281031T and will require 88.900 mm (3.5000 in) to be added to the T-width values.						
	25.6667	9.0625	spcl.	-	LM281048TE may be paired with all double cups corresponding to LM281031T and will require 177.800 mm (7.0000 in) to be added to the T-width values.						

LM281000 SERIES CONTINUED ON NEXT PAGE

¨These Maximum Fillet Radii will be cleared by the Cone or Cup Radii.
†Bore or O.D. shown are maximum dimensions. *See Remarks Column.

CONE Number	CONE BORE d	CONE WIDTH B	Max Shaft Fillet Radii R ¨	Weight	CUP Number	CUP OUTSIDE DIA D	CUP WIDTH C	Max Hs'ng Fillet Radii r ¨	Weight	BEARING WIDTH T	Remarks
LM281000 Series (cont)											
LM281049	**646.112** 25.4375	**141.288** 5.5625	**6.4** .25	**-** -	LM281049 may be paired with all single cups corresponding to LM281031T and will require -.419 mm (-.0165 in) to be added to the T-width values. LM281049 may be paired with all double cups corresponding to LM281031T and will require -.838 mm (-.0330 in) to be added to the T-width values.						
LM281049DW	**646.112** 25.4375	**260.350** 10.2500	**3.3** .13	**-** -	LM281049DW and grouped cones may be paired with all single cups corresponding to LM281044TD and will require 2.337 mm (.0920 in) to be added to the T-width values.						
LM281049DWH	**646.112** 25.4375	**260.350** 10.2500	**3.3** .13	**-** -							
M281000 Series											
M281049D	**635.000** 25.0000	**317.500** 12.5000	**3.3** .13	**-** -	**M281010**	**901.700** 35.5000	**136.525** 5.3750	**6.4** .25	**105.32 kg** 232.23 lb	**317.500** 12.5000	
L281100 Series											L281148DWA: ASYMMETRICAL BEARING
L281146	**660.235** 25.9935	**95.250** 3.7500	**6.4** .25	**70.16 kg** 154.69 lb	**L281110**	**812.800** 32.0000	**73.025** 2.8750	**6.4** .25	**28.53 kg** 62.90 lb	**95.250** 3.7500	L281149DG: GROOVE IN ID
L281147	**660.400** 26.0000	**95.250** 3.7500	**6.4** .25	**-** -	***L281110CD**	**812.800** 32.0000	**158.750** 6.2500	**1.5** .06	**61.80 kg** 136.26 lb	**203.200** 8.0000	L281110CD : GROOVE IN OD CENTER HOLES IN OD CENTER
L281148	**660.400** 26.0000	**95.250** 3.7500	**6.4** .25	**70.03 kg** 154.41 lb							
L281148AA	**660.400** 26.0000	**95.250** 3.7500	**6.4** .25	**69.77 kg** 153.84 lb							
***L281148DWA**	**660.400** 26.0000	**182.562** 7.1875	**3.3** .13	**162.44 kg** 358.19 lb	**L281110**	**812.800** 32.0000	**73.025** 2.8750	**6.4** .25	**28.53 kg** 62.90 lb	**176.213** 6.9375	
L281149D	**660.400** 26.0000	**176.212** 6.9375	**3.3** .13	**-** -							
***L281149DG**	**660.400** 26.0000	**176.212** 6.9375	**3.3** .13	**-** -							
L281149DW	**660.400** 26.0000	**176.212** 6.9375	**3.3** .13	**-** -							
M281300 Series											
M281349D	**649.925** 25.5876	**323.000** 12.7165	**3.5** .14	**-** -	**M281310**	**914.898** 36.0196	**138.000** 5.4331	**6.0** .24	**105.09 kg** 231.72 lb	**325.000** 12.7953	
M281600 Series											M281631T: REVERSE TAPERED BORE
***M281631T**	**624.957** 24.6046	**188.912** 7.4375	**9.7** .38	**-** -	**M281610**	**933.450** 36.7500	**141.288** 5.5625	**6.4** .25	**116.62 kg** 257.15 lb	**178.727** 7.0365	M281631TW: KEYWAY IN FRONTFACE REVERSE TAPERED BORE
***M281631TW**	**624.957** 24.6046	**188.912** 7.4375	**9.7** .38	**-** -							
***M281632T**	**625.160** 24.6126	**188.912** 7.4375	**9.7** .38	**-** -							M281632T: REVERSE TAPERED BORE
***M281648T**	**669.671** 26.3650	**188.912** 7.4375	**9.7** .38	**-** -							M281644TD: TAPERED BORE TQI/TQO (NON-INTERLOCKING)
***M281648TW**	**669.671** 26.3650	**188.912** 7.4375	**9.7** .38	**-** -							M281645TD: ASYMMETRICAL BEARING TAPERED BORE
***M281644TD**	**654.030** 25.7492	**347.662** 13.6875	**4.8** .19	**-** -	**M281610**	**933.450** 36.7500	**141.288** 5.5625	**6.4** .25	**116.62 kg** 257.15 lb	**327.292** 12.8855	M281645TDW: TAPERED BORE
***M281645TD**	**653.928** 25.7452	**347.662** 13.6875	**4.8** .19	**-** -							M281648T: TAPERED BORE
***M281645TDW**	**653.928** 25.7452	**347.662** 13.6875	**4.8** .19	**-** -							M281648TE: SPECIAL BACKFACE RADIUS TAPERED BORE
											M281648TW: KEYWAY IN FRONTFACE TAPERED BORE
											M281610CD : GROOVE IN OD CENTER HOLES IN OD CENTER
M281635	**635.000** 25.0000	**177.800** 7.0000	**12.0** .47	**-** -	**M281610**	**933.450** 36.7500	**141.288** 5.5625	**6.4** .25	**116.62 kg** 257.15 lb	**179.387** 7.0625	
					***M281610CD**	**933.450** 36.7500	**301.625** 11.8750	**1.5** .06	**248.31 kg** 547.52 lb	**377.825** 14.8750	
***M281648TE**	**675.625** 26.5994	**260.350** 10.2500	**spcl.** spcl.	**-** -	M281648TE may be paired with all single cups corresponding to M281631T and will require 71.437 mm (2.8125 in) to be added to the T-width values.						

¨These Maximum Fillet Radii will be cleared by the Cone or Cup Radii.
†Bore or O.D. shown are maximum dimensions. *See Remarks Column.

M281600 SERIES CONTINUED ON NEXT PAGE

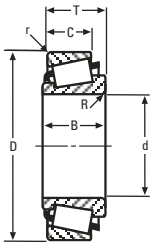

SINGLE ROW

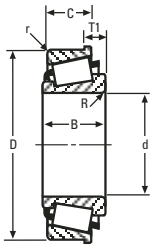

SINGLE ROW WITH FLANGE

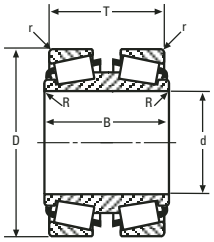

DOUBLE CONE

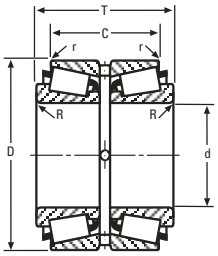

DOUBLE CUP

CONE Number	CONE BORE d	CONE WIDTH B	Max Shaft Fillet Radii R ¨	Weight	CUP Number	CUP OUTSIDE DIA D	CUP WIDTH C	Max Hs'ng Fillet Radii r ¨	Weight	BEARING WIDTH T	Remarks
M281600 Series (cont)											
M281649D	**657.225** 25.8750	**328.612** 12.9375	**3.3** .13	- -	M281649D and grouped cones may be paired with all single cups corresponding to M281631T and will require 1.321 mm (.0520 in) to be added to the T-width values.						
M281649DW	**657.225** 25.8750	**328.612** 12.9375	**3.3** .13	- -							
LM281800 Series											LM281810CD : GROOVE IN OD CENTER HOLES IN OD CENTER
LM281849	**679.450** 26.7500	**142.875** 5.6250	**9.7** .38	- -	**LM281810**	**901.700** 35.5000	**111.125** 4.3750	**6.4** .25	**70.74 kg** 155.98 lb	**142.875** 5.6250	
					***LM281810D**	**901.700** 35.5000	**244.475** 9.6250	**1.5** .06	**154.23 kg** 340.07 lb	**307.975** 12.1250	LM281810D : GROOVE IN OD CENTER HOLES IN OD CENTER
					***LM281810CD**	**901.700** 35.5000	**244.475** 9.6250	**1.5** .06	**153.88 kg** 339.30 lb	**307.975** 12.1250	
LM281849DW	**679.450** 26.7500	**265.112** 10.4375	**3.3** .13	- -	**LM281810**	**901.700** 35.5000	**111.125** 4.3750	**6.4** .25	**70.74 kg** 155.98 lb	**265.113** 10.4375	
M282200 Series											M282247: HOLES IN BACKFACE
***M282247**	**682.625** 26.8750	**185.738** 7.3125	**9.7** .38	- -	**M282210**	**965.200** 38.0000	**142.875** 5.6250	**6.4** .25	**124.98 kg** 275.59 lb	**185.737** 7.3125	M282249D: SHOULDER ON OD LEFTFACE
M282249	**682.625** 26.8750	**185.738** 7.3125	**9.7** .38	- -	***M282210CD**	**965.200** 38.0000	**311.150** 12.2500	**1.5** .06	**276.33 kg** 609.32 lb	**396.875** 15.6250	M282210CD : GROOVE IN OD CENTER HOLES IN OD CENTER
					***M282211**	**965.200** 38.0000	**142.875** 5.6250	**6.4** .25	**125.18 kg** 276.02 lb	**185.737** 7.3125	M282211 : HOLES IN BACKFACE
***M282249D**	**682.625** 26.8750	**338.138** 13.3125	**3.3** .13	- -	**M282210**	**965.200** 38.0000	**142.875** 5.6250	**6.4** .25	**124.98 kg** 275.59 lb	**338.138** 13.3125	
					***M282211**	**965.200** 38.0000	**142.875** 5.6250	**6.4** .25	**125.18 kg** 276.02 lb	**338.138** 13.3125	
LM282500 Series											LM282534: HOLES IN BACKFACE
LM282548X	**708.025** 27.8750	**146.050** 5.7500	**6.4** .25	**174.69 kg** 385.20 lb	**LM282510**	**930.275** 36.6250	**115.888** 4.5625	**6.4** .25	**74.83 kg** 165.00 lb	**146.050** 5.7500	LM282510D : GROOVE IN OD CENTER HOLES IN OD CENTER
					***LM282510D**	**930.275** 36.6250	**250.825** 9.8750	**3.3** .13	**163.81 kg** 361.20 lb	**311.150** 12.2500	
					***LM282519**	**999.900** 39.3661	**119.062** 4.6875	**6.4** .25	**176.68 kg** 389.57 lb	**149.225** 5.8750	LM282519 : HOLES IN BACKFACE
LM282549D	**708.025** 27.8750	**273.050** 10.7500	**3.3** .13	- -	**LM282510**	**930.275** 36.6250	**115.888** 4.5625	**6.4** .25	**74.83 kg** 165.00 lb	**273.050** 10.7500	
LM282549DW	**708.025** 27.8750	**273.050** 10.7500	**3.3** .13	- -	***LM282519**	**999.900** 39.3661	**119.062** 4.6875	**6.4** .25	**176.68 kg** 389.57 lb	**279.400** 11.0000	
LM282549DWH	**708.025** 27.8750	**273.050** 10.7500	**3.3** .13	- -							
***LM282534**	**660.400** 26.0000	**152.400** 6.0000	**6.4** .25	- -	LM282534 may be paired with all single cups corresponding to LM282548X and will require 3.175 mm (.1250 in) to be added to the T-width values. LM282534 may be paired with all double cups corresponding to LM282548X and will require 6.350 mm (.2500 in) to be added to the T-width values.						
LM282800 Series											
LM282847DW	**717.550** 28.2500	**273.050** 10.7500	**3.3** .13	- -	**LM282810**	**946.150** 37.2500	**115.888** 4.5625	**6.4** .25	**79.08 kg** 174.37 lb	**273.050** 10.7500	
M283400 Series											M283430T: REVERSE TAPERED BORE
***M283430T**	**694.400** 27.3386	**211.138** 8.3125	**9.7** .38	- -	**M283410**	**1035.050** 40.7500	**155.575** 6.1250	**6.4** .25	**157.07 kg** 346.34 lb	**197.841** 7.7890	M283433: HOLES IN BACKFACE
***M283449T**	**744.538** 29.3125	**211.138** 8.3125	**9.7** .38	- -	***M283419**	**1079.900** 42.5157	**158.000** 6.2205	**12.0** .47	**252.15 kg** 555.99 lb	**199.402** 7.8505	M283446TD: TAPERED BORE TQI/TQO (NON-INTERLOCKING)
***M283449D**	**730.250** 28.7500	**365.125** 14.3750	**3.3** .13	- -	**M283410**	**1035.050** 40.7500	**155.575** 6.1250	**6.4** .25	**157.07 kg** 346.34 lb	**365.126** 14.3750	M283449D: SHOULDER ON OD RIGHTFACE
***M283449DW**	**730.250** 28.7500	**365.125** 14.3750	**3.3** .13	- -	***M283419**	**1079.900** 42.5157	**158.000** 6.2205	**12.0** .47	**252.15 kg** 555.99 lb	**368.248** 14.4980	M283449DW: SHOULDER ON OD RIGHTFACE SLOTS IN LEFTFACE M283449T: TAPERED BORE M283410D : GROOVE IN OD CENTER HOLES IN OD CENTER M283419 : HOLES IN BACKFACE

M283400 SERIES CONTINUED ON NEXT PAGE

¨These Maximum Fillet Radii will be cleared by the Cone or Cup Radii.
†Bore or O.D. shown are maximum dimensions. *See Remarks Column.

CONE Number	CONE BORE d	CONE WIDTH B	Max Shaft Fillet Radii R ¨	Weight	CUP Number	CUP OUTSIDE DIA D	CUP WIDTH C	Max Hs'ng Fillet Radii r ¨	Weight	BEARING WIDTH T	Remarks
M283400 Series (cont)											
***M283433**	**682.625**	**200.000**	**12.0**	**-**	**M283410**	**1035.050**	**155.575**	**6.4**	**157.07 kg**	**198.438**	
	26.8750	7.8740	.47	-		40.7500	6.1250	.25	346.34 lb	7.8125	
					***M283410D**	**1035.050**	**336.550**	**1.5**	**349.12 kg**	**422.275**	
						40.7500	13.2500	.06	769.82 lb	16.6250	
					***M283419**	**1079.900**	**158.000**	**12.0**	**252.15 kg**	**200.000**	
						42.5157	6.2205	.47	555.99 lb	7.8740	
***M283446TD**	**726.943**	**365.125**	**4.8**	**-**	M283446TD may be paired with all single cups corresponding to M283430T and will require -1.194 mm						
	28.6198	14.3750	.19	-	(-.0470 in) to be added to the T-width values.						
LM283600 Series											LM283630T: REVERSE TAPERED BORE
***LM283630T**	**709.216**	**169.000**	**6.4**	**-**	**LM283610**	**990.600**	**123.000**	**6.4**	**94.27 kg**	**158.432**	
	27.9219	6.6535	.25	-		39.0000	4.8425	.25	207.87 lb	6.2375	LM283645TD: TAPERED BORE
***LM283649T**	**749.300**	**169.000**	**6.4**	**-**							TQI/TQO (NON-INTERLOCKING)
	29.5000	6.6535	.25	-							
											LM283649T: TAPERED BORE
***LM283645TD**	**735.216**	**312.003**	**3.3**	**-**	**LM283610**	**990.600**	**123.000**	**6.4**	**94.27 kg**	**290.865**	
	28.9455	12.2836	.13	-		39.0000	4.8425	.25	207.87 lb	11.4514	LM283610CD : GROOVE IN OD CENTER
											HOLES IN OD CENTER
LM283649	**749.300**	**160.338**	**6.4**	**-**	**LM283610**	**990.600**	**123.000**	**6.4**	**94.27 kg**	**159.500**	
	29.5000	6.3125	.25	-		39.0000	4.8425	.25	207.87 lb	6.2795	
					***LM283610CD**	**990.600**	**265.000**	**3.3**	**203.58 kg**	**338.000**	
						39.0000	10.4331	.13	448.90 lb	13.3071	
LM283649DW	**749.300**	**293.000**	**3.3**	**-**	LM283649DW may be paired with all single cups corresponding to LM283630T and will require 2.134 mm						
	29.5000	11.5354	.13	-	(.0840 in) to be added to the T-width values.						
M284100 Series											
M284148DW	**762.000**	**352.425**	**9.3**	**-**	**M284111**	**1066.800**	**155.575**	**12.7**	**161.98 kg**	**365.125**	
	30.0000	13.8750	.36	-		42.0000	6.1250	.50	357.17 lb	14.3750	
M284200 Series											M284229T: REVERSE TAPERED BORE
***M284229T**	**725.548**	**219.075**	**9.7**	**-**	**M284210**	**1079.500**	**161.925**	**12.7**	**177.36 kg**	**205.714**	
	28.5649	8.6250	.38	-		42.5000	6.3750	.50	391.08 lb	8.0990	M284230T: REVERSE TAPERED BORE
***M284230T**	**725.752**	**219.075**	**9.7**	**-**							
	28.5729	8.6250	.38	-							M284230TL: EXTENDED SMALL RIB
***M284230TW**	**725.752**	**219.075**	**9.7**	**-**							KEYWAY IN FRONTFACE
	28.5729	8.6250	.38	-							REVERSE TAPERED BORE
***M284232T**	**725.955**	**219.075**	**9.7**	**-**							SHOULDER ON ID
	28.5809	8.6250	.38	-							FRONTFACE
***M284248T**	**777.672**	**219.075**	**9.7**	**-**							M284230TW: KEYWAY IN FRONTFACE
	30.6170	8.6250	.38	-							REVERSE TAPERED BORE
***M284249T**	**777.875**	**219.075**	**9.7**	**-**							
	30.6250	8.6250	.38	-							M284232T: REVERSE TAPERED BORE
***M284249TW**	**777.875**	**219.075**	**9.7**	**-**							
	30.6250	8.6250	.38	-							M284244TD: TAPERED BORE
											TQI/TQO (NON-INTERLOCKING)
***M284244TD**	**759.414**	**406.400**	**4.8**	**-**	**M284210**	**1079.500**	**161.925**	**12.7**	**177.36 kg**	**379.678**	
	29.8982	16.0000	.19	-		42.5000	6.3750	.50	391.08 lb	14.9480	M284245TDL: EXTENDED SMALL RIB
***M284245TDW**	**759.618**	**406.400**	**4.8**	**-**							TAPERED BORE
	29.9062	16.0000	.19	-							TQI/TQO (INTERLOCKING)
***M284246TD**	**759.618**	**406.400**	**4.8**	**-**							
	29.9062	16.0000	.19	-							M284245TDW: TAPERED BORE
***M284247TD**	**759.744**	**406.400**	**4.8**	**-**							TQI/TQO (NON-INTERLOCKING)
	29.9112	16.0000	.19	-							
											M284246TD: TAPERED BORE
											TQI/TQO (NON-INTERLOCKING)
											M284247TD: TAPERED BORE
											TQI/TQO (NON-INTERLOCKING)
											M284248T: TAPERED BORE
											M284249D: SHOULDER ON OD LEFTFACE
											M284249DW: SHOULDER ON OD LEFTFACE
											M284249T: TAPERED BORE
											M284249TL: EXTENDED SMALL RIB
											KEYWAY IN FRONTFACE
											SHOULDER ON ID FRONTFACE
											TAPERED BORE

¨These Maximum Fillet Radii will be cleared by the Cone or Cup Radii.
†Bore or O.D. shown are maximum dimensions. *See Remarks Column.

M284200 SERIES CONTINUED ON NEXT PAGE

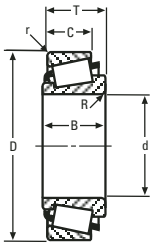

SINGLE ROW

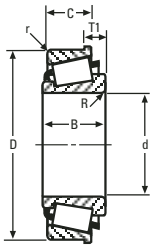

SINGLE ROW WITH FLANGE

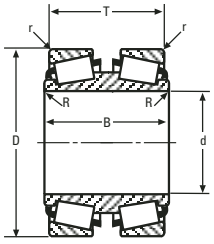

DOUBLE CONE

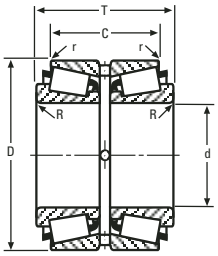

DOUBLE CUP

CONE Number	CONE BORE d	CONE WIDTH B	Max Shaft Fillet Radii R ¨	Weight	CUP Number	CUP OUTSIDE DIA D	CUP WIDTH C	Max Hs'ng Fillet Radii r ¨	Weight	BEARING WIDTH T	Remarks
M284200 Series (cont)											M284249TW: KEYWAY IN FRONTFACE TAPERED BORE M284210D : GROOVE IN OD CENTER HOLES IN OD CENTER
***M284230TL**	**724.827** 28.5365	**207.962** 8.1875	**10.0** .39	**-** -	**M284210**	**1079.500** 42.5000	**161.925** 6.3750	**12.7** .50	**177.36 kg** 391.08 lb	**206.375** 8.1250	
***M284249TL**	**777.875** 30.6250	**207.962** 8.1875	**10.0** .39	**-** -	***M284210D**	**1079.500** 42.5000	**349.250** 13.7500	**3.3** .13	**395.78 kg** 872.69 lb	**438.149** 17.2500	
***M284245TDL**	**760.545** 29.9427	**428.625** 16.8750	**5.0** .20	**-** -	M284245TDL and grouped cones may be paired with all single cups corresponding to M284229T and will require 1.321 mm (.0520 in) to be added to the T-width values.						
***M284249D**	**762.000** 30.0000	**381.000** 15.0000	**4.8** .19	**-** -							
***M284249DW**	**762.000** 30.0000	**381.000** 15.0000	**4.8** .19	**-** -							
285000 Series											285228D : GROOVE IN OD CENTER HOLES IN OD CENTER
EE285160	**406.400** 16.0000	**67.866** 2.6719	**6.8** .27	**34.23 kg** 75.49 lb	**285226**	**574.675** 22.6250	**50.800** 2.0000	**3.3** .13	**18.97 kg** 41.84 lb	**76.20** 3.0000	
EE285162	**409.575** 16.1250	**67.866** 2.6719	**6.8** .27	**33.15 kg** 73.10 lb	***285228DC**	**574.675** 22.6250	**106.362** 4.1875	**1.5** .06	**39.07 kg** 86.16 lb	**157.162** 6.1875	285228DC : HOLES IN OD CENTER
					***285228D**	**574.675** 22.6250	**106.362** 4.1875	**1.5** .06	**39.07 kg** 86.16 lb	**157.162** 6.1875	
NA285160	**406.400** 16.0000	**78.583** 3.0938	**6.4** .25	**-** -	***285228DC**	**574.675** 22.6250	**106.362** 4.1875	**1.5** .06	**39.07 kg** 86.16 lb	**157.165** 6.1876	
					***285228D**	**574.675** 22.6250	**106.362** 4.1875	**1.5** .06	**39.07 kg** 86.16 lb	**157.165** 6.1876	
EE285161D	**406.400** 16.0000	**114.300** 4.5000	**3.3** .13	**79.42 kg** 175.12 lb	**285226**	**574.675** 22.6250	**50.800** 2.0000	**3.3** .13	**18.97 kg** 41.84 lb	**130.967** 5.1562	
LM285700 Series											LM285730TL: KEYWAY IN FRONTFACE REVERSE TAPERED BORE SHOULDER ON ID FRONTFACE
***LM285730TL**	**795.782** 31.3300	**168.275** 6.6250	**9.7** .38	**-** -	**LM285710**	**1143.000** 45.0000	**127.000** 5.0000	**9.7** .38	**139.95 kg** 308.58 lb	**173.038** 6.8125	
***LM285749TL**	**838.200** 33.0000	**168.275** 6.6250	**9.7** .38	**-** -							LM285746TDE: TAPERED BORE TQI/TQO (NON-INTERLOCKING)
***LM285746TDE**	**824.177** 32.4479	**374.650** 14.7500	**5.0** .20	**-** -	**LM285710**	**1143.000** 45.0000	**127.000** 5.0000	**9.7** .38	**139.95 kg** 308.58 lb	**314.326** 12.3750	LM285746TDL: TAPERED BORE TQI/TQO (INTERLOCKING)
***LM285746TDL**	**824.177** 32.4479	**374.650** 14.7500	**5.0** .20	**-** -							LM285749TL: KEYWAY IN FRONTFACE SHOULDER ON ID FRONTFACE TAPERED BORE
M285800 Series											M285848DGW: GROOVE IN ID
M285848D	**825.500** 32.5000	**409.575** 16.1250	**4.8** .19	**-** -	**M285810**	**1168.400** 46.0000	**177.800** 7.0000	**12.7** .50	**224.74 kg** 495.56 lb	**409.574** 16.1250	
***M285848DGW**	**825.500** 32.5000	**409.575** 16.1250	**4.8** .19	**-** -							
M285848DW	**825.500** 32.5000	**409.575** 16.1250	**4.8** .19	**-** -							
LM286200 Series											LM286230T: REVERSE TAPERED BORE
***LM286230TL**	**818.358** 32.2188	**174.625** 6.8750	**9.7** .38	**-** -	**LM286210**	**1130.300** 44.5000	**138.112** 5.4375	**12.7** .50	**131.55 kg** 290.06 lb	**174.625** 6.8750	LM286230TL: EXTENDED SMALL RIB KEYWAY IN FRONTFACE REVERSE TAPERED BORE SHOULDER ON ID FRONTFACE
LM286249	**863.600** 34.0000	**185.738** 7.3125	**9.7** .38	**-** -	***LM286210CD**	**1130.300** 44.5000	**298.450** 11.7500	**3.3** .13	**282.28 kg** 622.42 lb	**371.475** 14.6250	
LM286249AA	**863.600** 34.0000	**174.625** 6.8750	**9.7** .38	**-** -	***LM286210DV**	**1130.300** 44.5000	**298.450** 11.7500	**3.3** .13	**282.63 kg** 623.20 lb	**371.475** 14.6250	
***LM286249TL**	**863.600** 34.0000	**174.625** 6.8750	**9.7** .38	**-** -	***LM286210V**	**1130.300** 44.5000	**138.112** 5.4375	**12.7** .50	**131.55 kg** 290.06 lb	**174.625** 6.8750	LM286246TD: TAPERED BORE TQI/TQO (NON-INTERLOCKING)
					***LM286210X**	**1130.300** 44.5000	**138.112** 5.4375	**12.7** .50	**131.55 kg** 290.06 lb	**174.625** 6.8750	LM286246TDL: EXTENDED SMALL RIB TAPERED BORE TQI/TQO (INTERLOCKING)
					LM286211V	**1130.300** 44.5000	**138.112** 5.4375	**12.7** .50	**131.55 kg** 290.06 lb	**174.625** 6.8750	
					LM286215	**1143.000** 45.0000	**138.112** 5.4375	**12.7** .50	**153.47 kg** 338.40 lb	**174.625** 6.8750	LM286248DGW: GROOVE IN ID
					***LM286215E**	**1143.000** 45.0000	**171.450** 6.7500	**12.7** .50	**174.57 kg** 384.92 lb	**174.625** 6.8750	

LM286200 SERIES CONTINUED ON NEXT PAGE

¨These Maximum Fillet Radii will be cleared by the Cone or Cup Radii.
†Bore or O.D. shown are maximum dimensions. *See Remarks Column.

CONE Number	CONE BORE d	CONE WIDTH B	Max Shaft Fillet Radii R ¨	Weight	CUP Number	CUP OUTSIDE DIA D	CUP WIDTH C	Max Hs'ng Fillet Radii r ¨	Weight	BEARING WIDTH T	Remarks
LM286200 Series (cont)					***LM286219X**	**1165.000**	**140.000**	**-**	**196.97 kg**	**175.000**	LM286248TE: EXTENDED LARGE RIB
						45.8661	5.5118	-	434.33 lb	6.8898	SHOULDER ON ID BACKFACE
											TAPERED BORE
											LM286249ADW: HOLES IN OD CENTER
***LM286246TDL**	**849.048**	**368.300**	**5.0**	**-**	**LM286210**	**1130.300**	**138.112**	**12.7**	**131.55 kg**	**323.850**	
	33.4271	14.5000	.20	-		44.5000	5.4375	.50	290.06 lb	12.7500	LM286249DA: HOLES IN OD CENTER
***LM286248DGW**	**863.600**	**323.850**	**4.8**	**-**	***LM286210V**	**1130.300**	**138.112**	**12.7**	**131.55 kg**	**323.850**	
	34.0000	12.7500	.19	-		44.5000	5.4375	.50	290.06 lb	12.7500	LM286249T: TAPERED BORE
LM286248DW	**863.600**	**323.850**	**4.8**	**-**	***LM286210X**	**1130.300**	**138.112**	**12.7**	**131.55 kg**	**323.850**	
	34.0000	12.7500	.19	-		44.5000	5.4375	.50	290.06 lb	12.7500	LM286249TE: EXTENDED LARGE RIB
LM286248DWV	**863.600**	**323.850**	**4.8**	**-**	**LM286211V**	**1130.300**	**138.112**	**12.7**	**131.55 kg**	**323.850**	SPECIAL BACKFACE RADIUS
	34.0000	12.7500	.19	-		44.5000	5.4375	.50	290.06 lb	12.7500	TAPERED BORE
***LM286249ADW**	**863.600**	**323.850**	**4.8**	**-**	**LM286215**	**1143.000**	**138.112**	**12.7**	**153.47 kg**	**323.850**	
	34.0000	12.7500	.19	-		45.0000	5.4375	.50	338.40 lb	12.7500	LM286249TL: EXTENDED SMALL RIB
LM286249D	**863.600**	**323.850**	**4.8**	**-**	***LM286219X**	**1165.000**	**140.000**	**-**	**196.97 kg**	**324.602**	KEYWAY IN FRONTFACE
	34.0000	12.7500	.19	-		45.8661	5.5118	-	434.33 lb	12.7796	SHOULDER ON ID FRONTFACE
***LM286249DA**	**863.600**	**323.850**	**4.8**	**-**							TAPERED BORE
	34.0000	12.7500	.19	-							
LM286249DW	**863.600**	**323.850**	**4.8**	**-**							LM286249TLE: EXTENDED LARGE RIB
	34.0000	12.7500	.19	-							EXTENDED SMALL RIB
											KEYWAY IN FRONTFACE
											SHOULDER ON ID FRONTFACE
											SPECIAL BACKFACE RADIUS
											TAPERED BORE
											LM286210CD : GROOVE IN OD CENTER
											HOLES IN OD CENTER
											LM286210DV : GROOVE IN OD CENTER
											HOLES IN OD CENTER
											LM286210V : GROOVE IN OD BACKFACE
											LM286210X : GROOVE IN OD BACKFACE
											LM286215E : SHOULDER ON ID FRONTFACE
											LM286219X : CHAMFER ON BACKFACE OD
											SHOULDER ON OD BACKFACE
***LM286230T**	**819.282**	**185.738**	**9.7**	**-**	**LM286210**	**1130.300**	**138.112**	**12.7**	**131.55 kg**	**173.965**	
	32.2552	7.3125	.38	-		44.5000	5.4375	.50	290.06 lb	6.8490	
***LM286249T**	**863.600**	**185.738**	**9.7**	**-**	***LM286210V**	**1130.300**	**138.112**	**12.7**	**131.55 kg**	**173.965**	
	34.0000	7.3125	.38	-		44.5000	5.4375	.50	290.06 lb	6.8490	
					***LM286210X**	**1130.300**	**138.112**	**12.7**	**131.55 kg**	**173.965**	
						44.5000	5.4375	.50	290.06 lb	6.8490	
					LM286211V	**1130.300**	**138.112**	**12.7**	**131.55 kg**	**173.965**	
						44.5000	5.4375	.50	290.06 lb	6.8490	
					LM286215	**1143.000**	**138.112**	**12.7**	**153.47 kg**	**173.965**	
						45.0000	5.4375	.50	338.40 lb	6.8490	
					***LM286215E**	**1143.000**	**171.450**	**12.7**	**174.57 kg**	**173.965**	
						45.0000	6.7500	.50	384.92 lb	6.8490	
					***LM286219X**	**1165.000**	**140.000**	**-**	**196.97 kg**	**174.341**	
						45.8661	5.5118	-	434.33 lb	6.8638	
***LM286246TD**	**848.121**	**346.075**	**4.8**	**-**	LM286246TD may be paired with all single cups corresponding to LM286246TDL and will require						
	33.3906	13.6250	.19	-	-1.321 mm (-.0520 in) to be added to the T-width values.						
***LM286248TE**	**872.597**	**293.688**	**56.0**	**-**	LM286248TE may be paired with all single cups corresponding to LM286230T and will require 107.950 mm						
	34.3542	11.5625	2.20	-	(4.2500 in) to be added to the T-width values.						
***LM286249TE**	**870.346**	**266.700**	**spcl.**	**-**	LM286249TE may be paired with all single cups corresponding to LM286230T and will require 80.962 mm						
	34.2656	10.5000	spcl.	-	(3.1875 in) to be added to the T-width values.						
***LM286249TLE**	**872.597**	**303.784**	**spcl.**	**-**	LM286249TLE may be paired with all single cups corresponding to LM286230T and will require						
	34.3542	11.9600	spcl.	-	108.610 mm (4.2760 in) to be added to the T-width values.						
LM286400 Series											LM286429T: REVERSE TAPERED BORE
***LM286429T**	**828.919**	**185.738**	**9.7**	**-**	**LM286410**	**1181.100**	**133.350**	**12.7**	**147.51 kg**	**175.451**	
	32.6346	7.3125	.38	-		46.5000	5.2500	.50	325.27 lb	6.9075	LM286432TL: KEYWAY IN FRONTFACE
***LM286433T**	**828.716**	**185.738**	**9.7**	**-**	***LM286411**	**1181.049**	**133.350**	**12.7**	**151.08 kg**	**175.451**	REVERSE TAPERED BORE
	32.6266	7.3125	.38	-		46.4980	5.2500	.50	333.14 lb	6.9075	SHOULDER ON ID FRONTFACE

¨These Maximum Fillet Radii will be cleared by the Cone or Cup Radii.
†Bore or O.D. shown are maximum dimensions. *See Remarks Column.

LM286400 SERIES CONTINUED ON NEXT PAGE

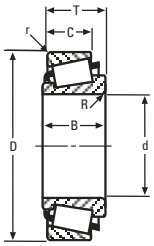

SINGLE ROW

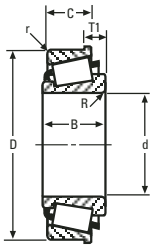

SINGLE ROW WITH FLANGE

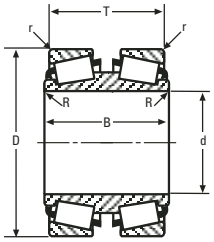

DOUBLE CONE

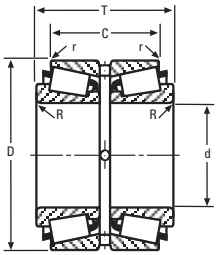

DOUBLE CUP

CONE Number	CONE BORE d	CONE WIDTH B	Max Shaft Fillet Radii R ¨	Weight	CUP Number	CUP OUTSIDE DIA D	CUP WIDTH C	Max Hs'ng Fillet Radii r ¨	Weight	BEARING WIDTH T	Remarks
LM286400 Series (cont)											LM286433T: REVERSE TAPERED BORE
***LM286447T**	**872.769**	**185.738**	**9.7**	**-**							
	34.3610	7.3125	.38	-							
***LM286432TL**	**827.527**	**171.450**	**9.7**	**-**	**LM286410**	**1181.100**	**133.350**	**12.7**	**147.51 kg**	**175.451**	LM286443TD: TAPERED BORE
	32.5798	6.7500	.38	-		46.5000	5.2500	.50	325.27 lb	6.9075	TQI/TQO (NON-INTERLOCKING)
***LM286448TL**	**872.769**	**171.450**	**9.7**	**-**	***LM286410D**	**1181.100**	**285.750**	**3.3**	**308.65 kg**	**369.952**	
	34.3610	6.7500	.38	-		46.5000	11.2500	.13	680.58 lb	14.5650	LM286444TD: TAPERED BORE
					***LM286411**	**1181.049**	**133.350**	**12.7**	**151.08 kg**	**175.451**	TQI/TQO (NON-INTERLOCKING)
						46.4980	5.2500	.50	333.14 lb	6.9075	
					***LM286411D**	**1181.049**	**285.750**	**3.3**	**308.38 kg**	**369.952**	LM286445TDL: TAPERED BORE
						46.4980	11.2500	.13	679.97 lb	14.5650	TQI/TQO (INTERLOCKING)
											LM286447T: TAPERED BORE
***LM286443TD**	**857.291**	**342.900**	**4.8**	**-**	**LM286410**	**1181.100**	**133.350**	**12.7**	**147.51 kg**	**322.326**	
	33.7516	13.5000	.19	-		46.5000	5.2500	.50	325.27 lb	12.6900	LM286448TL: KEYWAY IN FRONTFACE
***LM286444TD**	**857.392**	**342.900**	**4.8**	**-**	***LM286411**	**1181.049**	**133.350**	**12.7**	**151.08 kg**	**322.326**	SHOULDER ON ID FRONTFACE
	33.7556	13.5000	.19	-		46.4980	5.2500	.50	333.14 lb	12.6900	TAPERED BORE
***LM286445TDL**	**858.482**	**371.475**	**5.0**	**-**							
	33.7985	14.6250	.20	-							LM286410D : GROOVE IN OD CENTER
											HOLES IN OD CENTER
											LM286411 : GROOVE IN OD BACKFACE
											LM286411D : HOLES IN OD CENTER
LM286449D	**863.600**	**323.850**	**4.8**	**-**	LM286449D may be paired with all single cups corresponding to LM286429T and will require 1.524 mm						
	34.0000	12.7500	.19	-	(.0600 in) to be added to the T-width values.						
LM286700 Series											LM286733T: REVERSE TAPERED BORE
***LM286733T**	**841.375**	**225.425**	**10.0**	**-**	***LM286710**	**1212.850**	**168.275**	**12.7**	**207.14 kg**	**210.947**	
	33.1250	8.8750	.39	-		47.7500	6.6250	.50	456.75 lb	8.3050	LM286746TD: TAPERED BORE
***LM286749T**	**895.350**	**225.425**	**10.0**	**-**	**LM286711**	**1219.873**	**168.275**	**12.7**	**224.40 kg**	**210.947**	TQI/TQO (NON-INTERLOCKING)
	35.2500	8.8750	.39	-		48.0265	6.6250	.50	494.80 lb	8.3050	LM286749DG: GROOVE IN ID
LM286749D	**877.888**	**396.875**	**4.8**	**-**	***LM286710**	**1212.850**	**168.275**	**12.7**	**207.14 kg**	**396.875**	LM286749T: TAPERED BORE
	34.5625	15.6250	.19	-		47.7500	6.6250	.50	456.75 lb	15.6250	
***LM286749DG**	**877.888**	**396.875**	**4.8**	**-**	**LM286711**	**1219.873**	**168.275**	**12.7**	**224.40 kg**	**396.875**	LM286710 : GROOVE IN OD BACKFACE
	34.5625	15.6250	.19	-		48.0265	6.6250	.50	494.80 lb	15.6250	
***LM286746TD**	**876.564**	**422.275**	**5.0**	**-**	LM286746TD may be paired with all single cups corresponding to LM286733T and will require -3.556 mm						
	34.5104	16.6250	.20	-	(-.1400 in) to be added to the T-width values.						
L286900 Series											
†JL286948	**928.000**	**90.000**	**3.3**	**-**	**†JL286910**	**1060.000**	**76.000**	**3.3**	**35.33 kg**	**92.000**	
	36.5354	3.5433	.13	-		41.7323	2.9921	.13	77.90 lb	3.6220	
†JL286948H	**928.000**	**90.000**	**3.3**	**85.21 kg**							
	36.5354	3.5433	.13	187.89 lb							
†JL286949	**930.000**	**90.000**	**3.3**	**-**							
	36.6142	3.5433	.13	-							
†JL286949H	**930.000**	**90.000**	**3.3**	**83.15 kg**							
	36.6142	3.5433	.13	183.34 lb							
LM287600 Series											LM287649DGW: GROOVE IN ID
LM287649D	**938.212**	**400.050**	**4.8**	**-**	**LM287610**	**1270.000**	**169.862**	**12.7**	**224.49 kg**	**400.050**	
	36.9375	15.7500	.19	-		50.0000	6.6875	.50	495.00 lb	15.7500	
***LM287649DGW**	**938.212**	**400.050**	**4.8**	**-**							
	36.9375	15.7500	.19	-							
LM287649DW	**938.212**	**400.050**	**4.8**	**-**							
	36.9375	15.7500	.19	-							
LM287800 Series											LM287849AD: HOLES IN OD CENTER
***LM287849AD**	**939.800**	**463.550**	**4.8**	**-**	**LM287810**	**1333.500**	**200.025**	**12.7**	**333.38 kg**	**463.550**	
	37.0000	18.2500	.19	-		52.5000	7.8750	.50	735.11 lb	18.2500	LM287849DA: ASYMMETRICAL BEARING
LM287849D	**939.800**	**463.550**	**4.8**	**-**	***LM287810X**	**1333.500**	**200.025**	**12.7**	**333.34 kg**	**463.550**	
	37.0000	18.2500	.19	-		52.5000	7.8750	.50	735.02 lb	18.2500	LM287810X : HOLES IN BACKFACE
***LM287849DA**	**939.800**	**522.287**	**4.8**	**-**							
	37.0000	20.5625	.19	-							
LM287849DH	**939.800**	**463.550**	**4.8**	**-**							
	37.0000	18.2500	.19	-							

LM287800 SERIES CONTINUED ON NEXT PAGE

¨These Maximum Fillet Radii will be cleared by the Cone or Cup Radii.
†Bore or O.D. shown are maximum dimensions. *See Remarks Column.

CONE Number	CONE BORE d	CONE WIDTH B	Max Shaft Fillet Radii R ¨	Weight	CUP Number	CUP OUTSIDE DIA D	CUP WIDTH C	Max Hs'ng Fillet Radii r ¨	Weight	BEARING WIDTH T	Remarks
LM287800 Series (cont)											
LM287849DW	**939.800**	**463.550**	**4.8**	**-**							
	37.0000	18.2500	.19	-							
LM287849DWH	**939.800**	**463.550**	**4.8**	**-**							
	37.0000	18.2500	.19	-							
LM288100 Series											LM288130T: REVERSE TAPERED BORE
***LM288130T**	**954.616**	**209.550**	**12.7**	**-**	**LM288110**	**1308.100**	**158.750**	**12.7**	**203.40 kg**	**198.653**	
	37.5833	8.2500	.50	-		51.5000	6.2500	.50	448.50 lb	7.8210	LM288132T: REVERSE TAPERED BORE
***LM288132T**	**954.616**	**209.550**	**12.7**	**-**	***LM288111**	**1308.100**	**158.750**	**12.7**	**201.68 kg**	**198.653**	
	37.5833	8.2500	.50	-		51.5000	6.2500	.50	444.70 lb	7.8210	LM288144TD: TAPERED BORE
***LM288147T**	**1004.634**	**209.550**	**12.7**	**-**							
	39.5525	8.2500	.50	-							LM288145TD: TAPERED BORE TQI/TQO (NON-INTERLOCKING)
***LM288148T**	**1004.634**	**209.550**	**12.7**	**-**							
	39.5525	8.2500	.50	-							LM288147T: TAPERED BORE
***LM288144TD**	**987.298**	**393.700**	**6.4**	**-**	**LM288110**	**1308.100**	**158.750**	**12.7**	**203.40 kg**	**368.732**	
	38.8700	15.5000	.25	-		51.5000	6.2500	.50	448.50 lb	14.5170	LM288148T: TAPERED BORE
***LM288145TD**	**987.298**	**393.700**	**6.4**	**-**	***LM288111**	**1308.100**	**158.750**	**12.7**	**201.68 kg**	**368.732**	
	38.8700	15.5000	.25	-		51.5000	6.2500	.50	444.70 lb	14.5170	LM288148TE: EXTENDED LARGE RIB SPECIAL BACKFACE RADIUS TAPERED BORE
											LM288111 : GROOVE IN OD BACKFACE
***LM288148TE**	**1013.630**	**317.500**	**spcl.**	**-**	LM288148TE may be paired with all single cups corresponding to LM288130T and will require 107.950 mm (4.2500 in) to be added to the T-width values.						
	39.9067	12.5000	spcl.	-							
LM288200 Series											
LM288249D	**1006.475**	**368.998**	**4.8**	**-**	**LM288210**	**1295.400**	**156.000**	**12.7**	**189.15 kg**	**368.998**	
	39.6250	14.5275	.19	-		51.0000	6.1417	.50	417.07 lb	14.5275	
LM288400 Series											JLM288449DG: GROOVE IN ID
***†JLM288449DG**	**1070.000**	**430.000**	**5.0**	**-**	**†JLM288410**	**1400.000**	**190.000**	**13.0**	**283.92 kg**	**430.000**	
	42.1260	16.9291	.20	-		55.1181	7.4803	.51	626.04 lb	16.9291	
†JLM288449DW	**1070.000**	**430.000**	**5.0**	**-**							
	42.1260	16.9291	.20	-							
LM288900 Series											
LM288949D	**1200.150**	**482.600**	**4.8**	**-**	**LM288910**	**1593.850**	**203.200**	**12.7**	**396.17 kg**	**482.583**	
	47.2500	19.0000	.19	-		62.7500	8.0000	.50	873.55 lb	18.9993	
L289400 Series											L289449DA: ASYMMETRICAL BEARING
***L289449DA**	**1499.873**	**592.500**	**7.0**	**-**	**L289410**	**1914.873**	**235.000**	**13.0**	**602.97 kg**	**540.000**	
	59.0501	23.3268	.28	-		75.3887	9.2520	.51	1329.54 lb	21.2599	
290000 Series											291750-B : FLANGE ON OD FRONTFACE, BEARING WIDTH IS T1 DIMENSION
EE291175	**298.450**	**61.912**	**8.0**	**21.47 kg**	**291749**	**444.500**	**39.688**	**3.3**	**8.37 kg**	**63.500**	
	11.7500	2.4375	.31	47.34 lb		17.5000	1.5625	.13	18.46 lb	2.5000	
EE291201	**304.800**	**61.912**	**8.0**	**20.01 kg**	**291750**	**444.500**	**39.688**	**1.5**	**8.42 kg**	**63.500**	291751CD : GROOVE IN OD CENTER HOLES IN OD CENTER
	12.0000	2.4375	.31	44.12 lb		17.5000	1.5625	.06	18.56 lb	2.5000	
EE291250	**317.500**	**61.912**	**8.0**	**16.99 kg**	***291750-B**	**444.500**	**39.688**	**1.5**	**9.42 kg**	**36.512**	291751D : GROOVE IN OD CENTER HOLES IN OD CENTER
	12.5000	2.4375	.31	37.47 lb		17.5000	1.5625	.06	20.78 lb	1.4375	
EE291251	**317.500**	**61.912**	**15.0**	**16.34 kg**	***291751CD**	**444.500**	**98.425**	**1.5**	**20.66 kg**	**146.050**	
	12.5000	2.4375	.59	36.02 lb		17.5000	3.8750	.06	45.55 lb	5.7500	291751DC : HOLES IN OD CENTER
					***291751D**	**444.500**	**98.425**	**1.5**	**22.16 kg**	**146.050**	
						17.5000	3.8750	.06	48.87 lb	5.7500	
					***291751DC**	**444.500**	**98.425**	**1.5**	**22.16 kg**	**146.050**	
						17.5000	3.8750	.06	48.87 lb	5.7500	
EE291176D	**298.450**	**107.950**	**8.0**	**46.94 kg**	**291749**	**444.500**	**39.688**	**3.3**	**8.37 kg**	**111.125**	
	11.7500	4.2500	.31	103.50 lb		17.5000	1.5625	.13	18.46 lb	4.3750	
EE291200D	**304.800**	**107.950**	**8.0**	**44.40 kg**	**291750**	**444.500**	**39.688**	**1.5**	**8.42 kg**	**111.125**	
	12.0000	4.2500	.31	97.89 lb		17.5000	1.5625	.06	18.56 lb	4.3750	
EE291202D	**304.800**	**117.475**	**8.0**	**45.02 kg**							
	12.0000	4.6250	.31	99.26 lb							
NA291201	**304.800**	**69.850**	**6.4**	**42.01 kg**	***291751CD**	**444.500**	**98.425**	**1.5**	**20.66 kg**	**139.700**	
	12.0000	2.7500	.25	92.64 lb		17.5000	3.8750	.06	45.55 lb	5.5000	
					***291751D**	**444.500**	**98.425**	**1.5**	**22.16 kg**	**139.700**	
						17.5000	3.8750	.06	48.87 lb	5.5000	
					***291751DC**	**444.500**	**98.425**	**1.5**	**22.16 kg**	**139.700**	
						17.5000	3.8750	.06	48.87 lb	5.5000	

¨These Maximum Fillet Radii will be cleared by the Cone or Cup Radii.
†Bore or O.D. shown are maximum dimensions. *See Remarks Column.

292000 SERIES CONTINUED ON NEXT PAGE

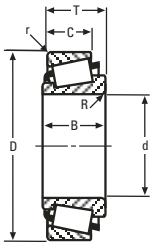

SINGLE ROW

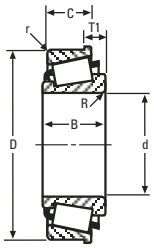

SINGLE ROW WITH FLANGE

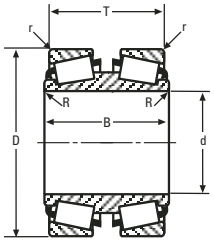

DOUBLE CONE

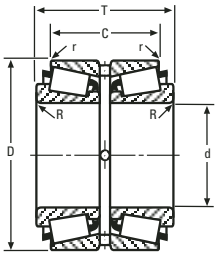

DOUBLE CUP

CONE Number	CONE BORE d	CONE WIDTH B	Max Shaft Fillet Radii R ¨	Weight	CUP Number	CUP OUTSIDE DIA D	CUP WIDTH C	Max Hs'ng Fillet Radii r ¨	Weight	BEARING WIDTH T	Remarks
292000 Series											292668D : GROOVE IN OD CENTER HOLES IN OD CENTER
EE292548	**1395.603**	**117.475**	**6.0**	**-**	***292668D**	**1697.038**	**190.500**	**3.3**	**331.96 kg**	**260.350**	
	54.9450	4.6250	.24	-		66.8125	7.5000	.13	731.98 lb	10.2500	
EE292550	**1397.000**	**117.475**	**6.0**	**-**							
	55.0000	4.6250	.24	-							
295000 Series											295192D : GROOVE IN OD CENTER HOLES IN OD CENTER
EE295102	**260.350**	**120.650**	**6.4**	**-**	***295192DC**	**488.950**	**196.850**	**1.5**	**64.90 kg**	**254.000**	
	10.2500	4.7500	.25	-		19.2500	7.7500	.06	143.10 lb	10.0000	
EE295110	**279.400**	**120.650**	**1.3**	**-**	***295192D**	**488.950**	**196.850**	**1.5**	**64.90 kg**	**254.000**	295192DC : HOLES IN OD CENTER
	11.0000	4.7500	.05	-		19.2500	7.7500	.06	143.10 lb	10.0000	
EE295950	**241.300**	**120.650**	**6.4**	**-**	**295193**	**488.950**	**92.075**	**6.4**	**29.79 kg**	**120.650**	
	9.5000	4.7500	.25	-		19.2500	3.6250	.25	65.68 lb	4.7500	
EE295106D	**266.700**	**238.125**	**6.4**	**-**	**295193**	**488.950**	**92.075**	**6.4**	**29.79 kg**	**228.600**	
	10.5000	9.3750	.25	-		19.2500	3.6250	.25	65.68 lb	9.0000	
296000 Series											EE296116: EXTENDED LARGE RIB GROOVE IN OD BACKFACE SHOULDER ON OD BACKFACE
EE296110	**279.400**	**120.650**	**1.3**	**-**	**296204**	**520.700**	**92.075**	**6.4**	**35.52 kg**	**120.650**	
	11.0000	4.7500	.05	-		20.5000	3.6250	.25	78.33 lb	4.7500	
EE296112	**285.750**	**120.650**	**1.3**	**-**	**296205**	**520.700**	**92.075**	**6.4**	**35.52 kg**	**120.522**	
	11.2500	4.7500	.05	-		20.5000	3.6250	.25	78.32 lb	4.7450	
EE296115	**292.100**	**114.300**	**1.3**	**-**	EE296115 may be paired with all single cups corresponding to EE296110 and will require -6.350 mm (-.2500 in) to be added to the T-width values.						
	11.5000	4.5000	.05	-							
***EE296116**	**292.100**	**174.625**	**1.5**	**-**	EE296116 may be paired with all single cups corresponding to EE296110 and will require 53.975 mm (2.1250 in) to be added to the T-width values.						
	11.5000	6.8750	.06	-							
298000 Series											
EE298128	**320.675**	**114.300**	**1.3**	**-**	**298216**	**546.100**	**92.075**	**6.4**	**37.78 kg**	**114.300**	
	12.6250	4.5000	.05	-		21.5000	3.6250	.25	83.31 lb	4.5000	
299000 Series											
EE299615	**1562.100**	**123.825**	**9.7**	**-**	**299711**	**1806.575**	**85.725**	**9.7**	**139.70 kg**	**127.000**	
	61.5000	4.8750	.38	-		71.1250	3.3750	.38	308.05 lb	5.0000	

LM300800 SERIES CONTINUED ON NEXT PAGE

¨These Maximum Fillet Radii will be cleared by the Cone or Cup Radii.
†Bore or O.D. shown are maximum dimensions. *See Remarks Column.

CONE Number	CONE BORE d	CONE WIDTH B	Max Shaft Fillet Radii R ¨	Weight	CUP Number	CUP OUTSIDE DIA D	CUP WIDTH C	Max Hs'ng Fillet Radii r ¨	Weight	BEARING WIDTH T	Remarks
LM300800 Series											LM300849: SPECIAL BACKFACE RADIUS
LM300848	**41.275** 1.6250	**18.000** .7087	**3.5** .14	**.16 kg** .35 lb	**LM300811P**	**67.975** 2.6762	**13.500** .5315	**1.5** .06	**.08 kg** .18 lb	**17.500** .6890	
LM300848P	**41.275** 1.6250	**18.000** .7087	**3.5** .14	**.16 kg** .35 lb	**LM300811**	**67.975** 2.6762	**13.500** .5315	**1.5** .06	**.08 kg** .18 lb	**17.500** .6890	
***LM300849**	**40.988** 1.6137	**18.000** .7087	**spcl.** spcl.	**.16 kg** .36 lb	**†JLM300816**	**78.000** 3.0709	**13.500** .5315	**.5** .01	**.20 kg** .45 lb	**17.500** .6890	
LM300800C Series											LM300849C: SPECIAL BACKFACE RADIUS
***LM300849C**	**42.987** 1.6924	**17.500** .6890	**spcl.** spcl.	**.14 kg** .30 lb	**LM300811**	**67.975** 2.6762	**13.500** .5315	**1.5** .06	**.08 kg** .18 lb	**17.502** .6891	
L305600 Series											L305649DE: ASYMMETRICAL BEARING
L305648	**49.987** 1.9680	**18.258** .7188	**1.5** .06	**.24 kg** .54 lb	***L305610-B**	**80.962** 3.1875	**14.288** .5625	**1.5** .06	**.14 kg** .30 lb	**7.145** .2813	L305610-B : FLANGE ON OD FRONTFACE, BEARING WIDTH IS T1 DIMENSION
L305649	**50.800** 2.0000	**18.258** .7188	**1.5** .06	**.24 kg** .52 lb	**L305610**	**80.962** 3.1875	**14.288** .5625	**1.5** .06	**.12 kg** .26 lb	**18.257** .7188	L305610D : GROOVE IN OD CENTER HOLES IN OD CENTER
					***L305610D**	**80.962** 3.1875	**34.925** 1.3750	**.8** .03	**.29 kg** .64 lb	**42.865** 1.6876	
					L305611	**79.974** 3.1486	**14.288** .5625	**1.5** .06	**.10 kg** .23 lb	**18.257** .7188	L305613DE : GROOVE IN OD CENTER HOLES IN OD CENTER
					L305613	**83.337** 3.2810	**14.288** .5625	**1.5** .06	**.15 kg** .34 lb	**18.257** .7188	
					***L305613DE**	**83.337** 3.2810	**47.625** 1.8750	**.8** .03	**.55 kg** 1.22 lb	**55.565** 2.1876	
***L305649DE**	**50.800** 2.0000	**42.862** 1.6875	**1.5** .06	**.62 kg** 1.38 lb	**L305610**	**80.962** 3.1875	**14.288** .5625	**1.5** .06	**.12 kg** .26 lb	**36.512** 1.4375	
					L305611	**79.974** 3.1486	**14.288** .5625	**1.5** .06	**.10 kg** .23 lb	**36.512** 1.4375	
					L305613	**83.337** 3.2810	**14.288** .5625	**1.5** .06	**.15 kg** .34 lb	**36.512** 1.4375	
H307700 Series											
†JH307749	**55.000** 2.1654	**39.000** 1.5354	**3.0** .12	**1.14 kg** 2.50 lb	**†JH307710**	**110.000** 4.3307	**32.000** 1.2598	**2.5** .10	**.57 kg** 1.25 lb	**39.000** 1.5354	
†JH307748	**55.000** 2.1654	**44.000** 1.7323	**3.0** .12	**1.29 kg** 2.83 lb	JH307748 may be paired with all single cups corresponding to JH307749 and will require 2.002 mm (.0788 in) to be added to the T-width values.						
HM318400 Series											
†JHM318448	**90.000** 3.5433	**44.000** 1.7323	**3.0** .12	**2.30 kg** 5.08 lb	**†JHM318410**	**155.000** 6.1024	**35.500** 1.3976	**2.5** .10	**1.00 kg** 2.22 lb	**44.000** 1.7323	
†JHM318448A	**90.000** 3.5433	**44.000** 1.7323	**6.0** .24	**2.27 kg** 5.02 lb							
L319200 Series											L319210D : GROOVE IN OD CENTER HOLES IN OD CENTER
L319245	**92.075** 3.6250	**21.433** .8438	**3.5** .14	**.61 kg** 1.35 lb	**L319210**	**130.175** 5.1250	**16.670** .6563	**1.5** .06	**.24 kg** .54 lb	**20.638** .8125	
L319249	**95.250** 3.7500	**21.433** .8438	**1.5** .06	**.55 kg** 1.21 lb	***L319210D**	**130.175** 5.1250	**39.688** 1.5625	**.8** .03	**.61 kg** 1.35 lb	**47.623** 1.8749	
LL319300 Series											LL319348: BROKEN FRONTFACE ID
***LL319348**	**95.250** 3.7500	**15.083** .5938	**1.5** .06	**-** -	**LL319310**	**128.587** 5.0625	**11.908** .4688	**1.5** .06	**.15 kg** .34 lb	**15.875** .6250	LL319349: BROKEN FRONTFACE ID
***LL319349**	**95.250** 3.7500	**15.083** .5938	**1.5** .06	**.38 kg** .84 lb							
321000 Series											
EE321145	**368.300** 14.5000	**139.700** 5.5000	**8.0** .31	**-** -	**321240**	**609.600** 24.0000	**111.125** 4.3750	**6.4** .25	**50.83 kg** 112.09 lb	**142.875** 5.6250	
					321245	**622.300** 24.5000	**111.125** 4.3750	**6.4** .25	**61.50 kg** 135.62 lb	**142.875** 5.6250	
EE321146D	**368.300** 14.5000	**279.400** 11.0000	**3.3** .13	**-** -	**321240**	**609.600** 24.0000	**111.125** 4.3750	**6.4** .25	**50.83 kg** 112.09 lb	**254.000** 10.0000	
					321245	**622.300** 24.5000	**111.125** 4.3750	**6.4** .25	**61.50 kg** 135.62 lb	**254.000** 10.0000	
HM321200 Series											
HM321245	**99.212** 3.9060	**49.212** 1.9375	**3.5** .14	**3.18 kg** 7.01 lb	**HM321210**	**171.450** 6.7500	**38.100** 1.5000	**3.3** .13	**1.38 kg** 3.04 lb	**49.213** 1.9375	

¨These Maximum Fillet Radii will be cleared by the Cone or Cup Radii.
†Bore or O.D. shown are maximum dimensions. *See Remarks Column.

323000 SERIES CONTINUED ON NEXT PAGE

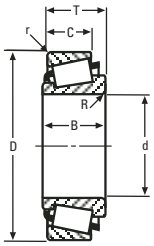

SINGLE ROW

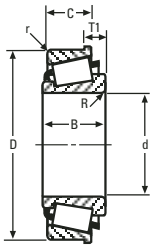

SINGLE ROW WITH FLANGE

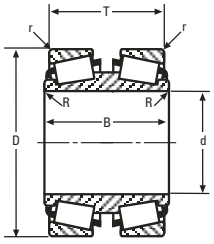

DOUBLE CONE

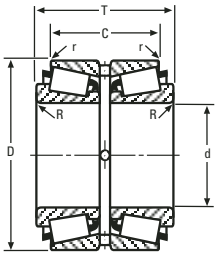

DOUBLE CUP

CONE Number	CONE BORE d	CONE WIDTH B	Max Shaft Fillet Radii R ¨	Weight	CUP Number	CUP OUTSIDE DIA D	CUP WIDTH C	Max Hs'ng Fillet Radii r ¨	Weight	BEARING WIDTH T	Remarks
323000 Series											EE323166D: HOLES IN OD CENTER
***EE323166D**	**419.227** 16.5050	**406.400** 16.0000	**6.4** .25	**-** -	**323290**	**736.448** 28.9940	**177.800** 7.0000	**6.4** .25	**135.79 kg** 299.43 lb	**406.400** 16.0000	
324000 Series											
EE324103D	**260.350** 10.2500	**152.400** 6.0000	**6.4** .25	**59.78 kg** 131.81 lb	**324160**	**406.400** 16.0000	**66.675** 2.6250	**3.3** .13	**13.00 kg** 28.66 lb	**155.575** 6.1250	
325000 Series											EE325296DGW: GROOVE IN ID
EE325296D	**749.300** 29.5000	**349.250** 13.7500	**9.3** .36	**-** -	**325420**	**1066.800** 42.0000	**152.400** 6.0000	**12.7** .50	**158.80 kg** 350.14 lb	**361.951** 14.2500	
***EE325296DGW**	**749.300** 29.5000	**349.250** 13.7500	**9.3** .36	**-** -							
M325900 Series											M325911 : SHOULDER ON ID FRONTFACE
M325948	**127.000** 5.0000	**42.862** 1.6875	**3.5** .14	**-** -	***M325911**	**173.038** 6.8125	**39.688** 1.5625	**3.3** .13	**1.37 kg** 3.01 lb	**42.863** 1.6875	
327000 Series											327357D : GROOVE IN OD CENTER HOLES IN OD CENTER
EE327220	**558.800** 22.0000	**129.380** 5.0937	**12.7** .50	**-** -	**327355**	**901.573** 35.4950	**101.600** 4.0000	**6.4** .25	**95.44 kg** 210.44 lb	**134.938** 5.3125	
					***327357DC**	**901.700** 35.5000	**212.725** 8.3750	**3.3** .13	**202.54 kg** 446.60 lb	**292.100** 11.5000	327357DC : HOLES IN OD CENTER
					***327357D**	**901.700** 35.5000	**212.725** 8.3750	**3.3** .13	**202.54 kg** 446.60 lb	**292.100** 11.5000	
LL327000 Series											
LL327049	**133.350** 5.2500	**17.462** .6875	**1.5** .06	**.69 kg** 1.52 lb	**LL327010**	**173.038** 6.8125	**14.288** .5625	**1.5** .06	**.32 kg** .71 lb	**19.050** .7500	
L327200 Series											L327249XX: MADE FROM VACUUM MELT STEEL
L327249	**133.350** 5.2500	**26.195** 1.0313	**1.5** .06	**1.17 kg** 2.58 lb	**L327210**	**177.008** 6.9688	**20.638** .8125	**1.5** .06	**.54 kg** 1.20 lb	**25.400** 1.0000	L327210-B : FLANGE ON OD FRONTFACE, BEARING WIDTH IS T1 DIMENSION
L327249-B	**133.350** 5.2500	**26.195** 1.0313	**1.5** .06	**1.18 kg** 2.60 lb	***L327210-B**	**177.008** 6.9688	**20.638** .8125	**1.5** .06	**.57 kg** 1.26 lb	**8.730** .3437	
***L327249XX**	**133.350** 5.2500	**26.195** 1.0313	**1.5** .06	**1.17 kg** 2.58 lb	***L327210D**	**177.008** 6.9688	**47.625** 1.8750	**.8** .03	**1.26 kg** 2.77 lb	**57.150** 2.2500	L327210D : GROOVE IN OD CENTER HOLES IN OD CENTER
					***L327210DC**	**177.008** 6.9688	**47.625** 1.8750	**.8** .03	**1.26 kg** 2.78 lb	**57.150** 2.2500	L327210DC : HOLES IN OD CENTER
					***L327210XX**	**177.008** 6.9688	**20.638** .8125	**1.5** .06	**.54 kg** 1.20 lb	**25.400** 1.0000	L327210XX : MADE FROM VACUUM MELT STEEL
L327248NA	**133.350** 5.2500	**30.162** 1.1875	**1.5** .06	**2.58 kg** 5.69 lb	***L327210D**	**177.008** 6.9688	**47.625** 1.8750	**.8** .03	**1.26 kg** 2.77 lb	**60.325** 2.3750	
					***L327210DC**	**177.008** 6.9688	**47.625** 1.8750	**.8** .03	**1.26 kg** 2.78 lb	**60.325** 2.3750	
M327300 Series											
M327345	**127.000** 5.0000	**46.038** 1.8125	**3.5** .14	**3.58 kg** 7.90 lb	**67322**	**196.850** 7.7500	**38.100** 1.5000	**3.3** .13	**1.44 kg** 3.18 lb	**46.036** 1.8125	
M327349	**133.350** 5.2500	**46.038** 1.8125	**3.5** .14	**3.11 kg** 6.86 lb							
328000 Series											328268D : GROOVE IN OD CENTER HOLES IN OD CENTER
EE328167	**425.450** 16.7500	**142.800** 5.6220	**12.7** .50	**-** -	***328268DC**	**685.698** 26.9960	**234.950** 9.2500	**3.3** .13	**151.16 kg** 333.30 lb	**311.150** 12.2500	
					***328268D**	**685.698** 26.9960	**234.950** 9.2500	**3.3** .13	**151.16 kg** 333.30 lb	**311.150** 12.2500	328268DC : HOLES IN OD CENTER
					328269	**685.698** 26.9960	**104.775** 4.1250	**6.4** .25	**64.23 kg** 141.62 lb	**142.875** 5.6250	
EE328167D	**425.450** 16.7500	**253.873** 9.9950	**6.4** .25	**-** -	**328269**	**685.698** 26.9960	**104.775** 4.1250	**6.4** .25	**64.23 kg** 141.62 lb	**254.000** 10.0000	
EE328172D	**431.902** 17.0040	**253.873** 9.9950	**6.4** .25	**-** -							
LM328000 Series											
LM328048	**139.700** 5.5000	**39.688** 1.5625	**3.3** .13	**2.01 kg** 4.43 lb	**LM328011**	**188.912** 7.4375	**33.338** 1.3125	**3.3** .13	**1.07 kg** 2.35 lb	**39.688** 1.5625	
LM328400 Series											LM328444: BROKEN FRONTFACE ID
***LM328444**	**136.525** 5.3750	**29.370** 1.1563	**1.5** .06	**1.72 kg** 3.80 lb	**LM328410**	**187.325** 7.3750	**23.020** .9063	**1.5** .06	**.69 kg** 1.51 lb	**28.575** 1.1250	LM328448: BROKEN FRONTFACE ID

LM328400 SERIES CONTINUED ON NEXT PAGE

¨These Maximum Fillet Radii will be cleared by the Cone or Cup Radii.
†Bore or O.D. shown are maximum dimensions. *See Remarks Column.

CONE Number	CONE BORE d	CONE WIDTH B	Max Shaft Fillet Radii R ¨	Weight	CUP Number	CUP OUTSIDE DIA D	CUP WIDTH C	Max Hs'ng Fillet Radii r ¨	Weight	BEARING WIDTH T	Remarks
LM328400 Series (cont)											
***LM328448**	**139.700** 5.5000	**29.370** 1.1563	**1.5** .06	**1.56 kg** 3.45 lb	**LM328411**	**187.325** 7.3750	**34.500** 1.3583	**1.5** .06	**1.07 kg** 2.35 lb	**35.293** 1.3895	
329000 Series											329173CD : GROOVE IN OD CENTER HOLES IN OD CENTER
NA329115	**300.787** 11.8420	**80.962** 3.1875	**6.4** .25	**-** -	***329173DC**	**438.048** 17.2460	**123.825** 4.8750	**1.5** .06	**24.81 kg** 54.70 lb	**161.925** 6.3750	
NA329116	**300.787** 11.8420	**80.962** 3.1875	**6.4** .25	**-** -	***329173D**	**438.048** 17.2460	**123.825** 4.8750	**1.5** .06	**24.81 kg** 54.70 lb	**161.925** 6.3750	329173D : GROOVE IN OD CENTER HOLES IN OD CENTER
NA329120	**304.800** 12.0000	**80.962** 3.1875	**6.4** .25	**-** -	***329173CD**	**438.048** 17.2460	**123.825** 4.8750	**1.5** .06	**22.79 kg** 50.26 lb	**161.925** 6.3750	329173DC : HOLES IN OD CENTER
NA329121	**304.800** 12.0000	**80.962** 3.1875	**6.4** .25	**-** -	***329176D**	**444.500** 17.5000	**161.925** 6.3750	**1.5** .06	**34.70 kg** 76.51 lb	**161.925** 6.3750	329176D : GROOVE IN OD CENTER HOLES IN OD CENTER
EE329117D	**304.648** 11.9940	**131.762** 5.1875	**3.3** .13	**-** -	**329172**	**438.048** 17.2460	**53.975** 2.1250	**3.3** .13	**9.97 kg** 21.98 lb	**131.763** 5.1875	
EE329118D	**298.450** 11.7500	**131.762** 5.1875	**3.3** .13	**54.57 kg** 120.34 lb							
EE329119D	**304.648** 11.9940	**131.762** 5.1875	**3.3** .13	**51.59 kg** 113.76 lb							
M329100 Series											
M329148NA	**139.700** 5.5000	**44.450** 1.7500	**1.5** .06	**-** -	**M329114XD**	**219.075** 8.6250	**63.500** 2.5000	**1.5** .06	**3.69 kg** 8.13 lb	**88.900** 3.5000	
330000 Series											NA330107T: REVERSE TAPERED BORE
***NA330107T**	**279.385** 10.9994	**76.200** 3.0000	**6.4** .25	**-** -	***330166DA**	**422.275** 16.6250	**117.475** 4.6250	**.8** .03	**19.39 kg** 42.75 lb	**152.400** 6.0000	NA330112T: TAPERED BORE
***NA330112T**	**285.750** 11.2500	**76.200** 3.0000	**6.4** .25	**-** -	***330167D**	**422.275** 16.6250	**117.475** 4.6250	**1.5** .06	**19.39 kg** 42.75 lb	**152.400** 6.0000	EE330116D: SHOULDER ON OD RIGHTFACE
					***330178DA**	**454.025** 17.8750	**117.475** 4.6250	**1.5** .06	**38.28 kg** 84.40 lb	**152.400** 6.0000	330166DA : HOLES IN OD CENTER
***EE330116D**	**292.100** 11.5000	**130.175** 5.1250	**3.2** .13	**-** -	**330166**	**422.275** 16.6250	**53.975** 2.1250	**3.3** .13	**9.10 kg** 20.07 lb	**130.176** 5.1250	330167D : GROOVE IN OD CENTER HOLES IN OD CENTER 330178DA : HOLES IN OD CENTER SPECIAL RADIUS ON LEFTFACE OD SPECIAL RADIUS ON RIGHTFACE OD SPHERICAL OD
LM330400 Series											LM330410D : GROOVE IN OD CENTER HOLES IN OD CENTER
LM330446	**150.812** 5.9375	**41.275** 1.6250	**3.3** .13	**2.40 kg** 5.30 lb	**LM330410**	**203.200** 8.0000	**34.925** 1.3750	**3.3** .13	**1.20 kg** 2.66 lb	**41.275** 1.6250	
LM330448	**152.400** 6.0000	**41.275** 1.6250	**3.3** .13	**2.28 kg** 5.03 lb	***LM330410D**	**203.200** 8.0000	**79.375** 3.1250	**.8** .03	**2.78 kg** 6.13 lb	**92.075** 3.6250	
333000 Series											333197-B : FLANGE ON OD FRONTFACE, BEARING WIDTH IS T1 DIMENSION
EE333137	**349.250** 13.7500	**84.138** 3.3125	**6.4** .25	**36.33 kg** 80.12 lb	***333197-B**	**501.650** 19.7500	**69.850** 2.7500	**3.3** .13	**18.29 kg** 40.34 lb	**34.925** 1.3750	333203CD : GROOVE IN OD CENTER HOLES IN OD CENTER
EE333140	**355.600** 14.0000	**84.138** 3.3125	**6.4** .25	**34.02 kg** 75.01 lb	**333197**	**501.650** 19.7500	**69.850** 2.7500	**3.3** .13	**16.67 kg** 36.75 lb	**90.488** 3.5625	
					***333203CD**	**514.350** 20.2500	**152.400** 6.0000	**1.5** .06	**47.34 kg** 104.40 lb	**193.675** 7.6250	
M333500 Series											M333545TD: TAPERED BORE
M333545D	**161.000** 6.3386	**127.000** 5.0000	**1.5** .06	**13.32 kg** 29.38 lb	**M333510**	**231.775** 9.1250	**34.925** 1.3750	**3.3** .13	**1.90 kg** 4.18 lb	**120.650** 4.7500	M333546TD: TAPERED BORE
***M333545TD**	**161.000** 6.3386	**127.000** 5.0000	**1.5** .06	**14.60 kg** 32.19 lb							
***M333546TD**	**161.000** 6.3386	**90.488** 3.5625	**1.5** .06	**10.33 kg** 22.79 lb	M333546TD may be paired with all single cups corresponding to M333545D and will require -36.512 mm (-1.4375 in) to be added to the T-width values.						
M336900 Series											M336949A: EXTENDED LARGE RIB
M336946	**177.800** 7.0000	**57.150** 2.2500	**3.3** .13	**6.76 kg** 14.91 lb	**M336912**	**265.112** 10.4375	**38.895** 1.5313	**3.3** .13	**2.73 kg** 6.03 lb	**51.595** 2.0313	SHOULDER ON OD BACKFACE

¨These Maximum Fillet Radii will be cleared by the Cone or Cup Radii.
†Bore or O.D. shown are maximum dimensions. *See Remarks Column.

M336900 SERIES CONTINUED ON NEXT PAGE

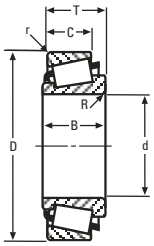

SINGLE ROW

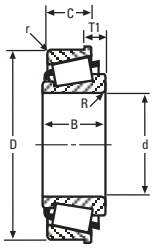

SINGLE ROW WITH FLANGE

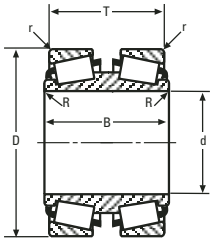

DOUBLE CONE

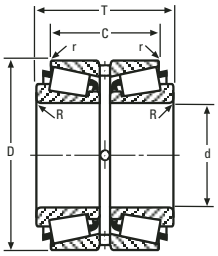

DOUBLE CUP

CONE Number	CONE BORE d	CONE WIDTH B	Max Shaft Fillet Radii R ¨	Weight	CUP Number	CUP OUTSIDE DIA D	CUP WIDTH C	Max Hs'ng Fillet Radii r ¨	Weight	BEARING WIDTH T	Remarks
M336900 Series (cont)											
M336947	**177.800** 7.0000	**57.150** 2.2500	**9.7** .38	**6.70 kg** 14.77 lb							
M336948	**178.595** 7.0313	**57.150** 2.2500	**3.3** .13	**6.66 kg** 14.69 lb							
M336949	**179.934** 7.0840	**57.150** 2.2500	**3.3** .13	**6.50 kg** 14.32 lb							
***M336949A**	**179.388** 7.0625	**60.325** 2.3750	**3.3** .13	**6.99 kg** 15.41 lb	M336949A may be paired with all single cups corresponding to M336946 and will require 3.175 mm (.1250 in) to be added to the T-width values.						
H337800 Series											H337840XX: MADE FROM VACUUM MELT STEEL
H337840	**165.087** 6.4995	**87.312** 3.4375	**1.5** .06	**33.40 kg** 73.66 lb	***H337816XDXX**	**301.700** 11.8780	**196.850** 7.7500	**.9** .04	**25.38 kg** 55.96 lb	**190.546** 7.5018	H337846XX: MADE FROM VACUUM MELT STEEL
***H337840XX**	**165.087** 6.4995	**87.312** 3.4375	**1.5** .06	**33.40 kg** 73.65 lb	***H337816XD**	**301.700** 11.8780	**196.850** 7.7500	**.9** .04	**25.38 kg** 55.96 lb	**190.546** 7.5018	H337816XD : SPECIAL CHAMFER ON LEFTFACE OD SPECIAL CHAMFER ON RIGHTFACE OD
H337844	**174.612** 6.8745	**87.312** 3.4375	**1.5** .06	**30.01 kg** 66.17 lb							
H337846	**177.787** 6.9995	**87.312** 3.4375	**1.5** .06	**28.73 kg** 63.36 lb							H337816XDXX : MADE FROM VACUUM MELT STEEL SPECIAL CHAMFER ON LEFTFACE OD SPECIAL CHAMFER ON RIGHTFACE OD
***H337846XX**	**177.787** 6.9995	**87.312** 3.4375	**1.5** .06	**28.73 kg** 63.35 lb							
341000 Series											
EE341048	**120.650** 4.7500	**59.530** 2.3437	**6.4** .25	**-** -	**341096**	**244.475** 9.6250	**36.512** 1.4375	**3.3** .13	**3.02 kg** 6.66 lb	**57.150** 2.2500	
H343200 Series											JH343249NW: EXTENDED SMALL RIB FRONTFACE CHAMFER SLOTS IN FRONTFACE
***†JH343249NW**	**220.000** 8.6614	**98.000** 3.8583	**3.0** .12	**18.20 kg** 40.14 lb	***†JH343210**	**340.000** 13.3858	**80.100** 3.1535	**1.5** .06	**9.70 kg** 21.39 lb	**98.100** 3.8622	JH343210 : SHOULDER ON OD BACKFACE
M348400 Series											M348449WS: KEYWAY IN ID FRONTFACE
M348448WS	**247.650** 9.7500	**63.500** 2.5000	**6.4** .25	**12.17 kg** 26.84 lb	**M348410**	**346.075** 13.6250	**50.800** 2.0000	**6.4** .25	**5.43 kg** 11.97 lb	**63.500** 2.5000	
M348449	**247.650** 9.7500	**63.500** 2.5000	**6.4** .25	**12.16 kg** 26.82 lb							
***M348449WS**	**247.650** 9.7500	**63.500** 2.5000	**6.4** .25	**12.05 kg** 26.58 lb							
M349500 Series											M349546XX: MADE FROM VACUUM MELT STEEL
***M349546XX**	**255.600** 10.0630	**63.500** 2.5000	**1.5** .06	**10.42 kg** 22.97 lb	**M349510**	**342.900** 13.5000	**44.450** 1.7500	**3.3** .13	**4.01 kg** 8.85 lb	**57.150** 2.2500	M349510-B : FLANGE ON OD FRONTFACE, BEARING WIDTH IS T1 DIMENSION
M349547	**255.600** 10.0630	**63.500** 2.5000	**1.5** .06	**10.42 kg** 22.97 lb	***M349510-B**	**342.900** 13.5000	**44.450** 1.7500	**3.3** .13	**4.54 kg** 10.01 lb	**22.225** .8750	
M349549	**257.175** 10.1250	**57.150** 2.2500	**6.4** .25	**9.40 kg** 20.73 lb	***M349510W**	**342.900** 13.5000	**44.450** 1.7500	**3.3** .13	**4.01 kg** 8.84 lb	**57.150** 2.2500	M349510W : KEYWAY IN OD BACKFACE M349512XX : MADE FROM VACUUM MELT STEEL
M349549A	**257.175** 10.1250	**57.150** 2.2500	**10.7** .42	**9.16 kg** 20.20 lb	**M349511**	**342.900** 13.5000	**44.450** 1.7500	**3.3** .13	**4.15 kg** 9.15 lb	**57.150** 2.2500	
M349549W	**257.175** 10.1250	**57.150** 2.2500	**6.4** .25	**9.44 kg** 20.82 lb	***M349512XX**	**342.900** 13.5000	**44.450** 1.7500	**3.3** .13	**4.15 kg** 9.15 lb	**57.150** 2.2500	
350000 Series											
EE350701	**177.800** 7.0000	**95.250** 3.7500	**6.4** .25	**-** -	**351687**	**428.625** 16.8750	**61.912** 2.4375	**6.4** .25	**22.52 kg** 49.65 lb	**106.362** 4.1875	
EE350750	**190.500** 7.5000	**95.250** 3.7500	**6.4** .25	**-** -	**351687V**	**428.625** 16.8750	**61.912** 2.4375	**6.4** .25	**22.52 kg** 49.65 lb	**106.362** 4.1875	
EE350750V	**190.500** 7.5000	**95.250** 3.7500	**6.4** .25	**-** -							
LL352100 Series											
LL352148	**279.400** 11.0000	**22.860** .9000	**1.5** .06	**1.76 kg** 3.88 lb	**LL352110**	**317.500** 12.5000	**18.288** .7200	**1.5** .06	**.74 kg** 1.64 lb	**22.860** .9000	
					LL352111	**317.500** 12.5000	**17.653** .6950	**1.5** .06	**.71 kg** 1.56 lb	**22.225** .8750	
LL352149	**279.400** 11.0000	**24.384** .9600	**1.5** .06	**1.85 kg** 4.08 lb	LL352149 may be paired with all single cups corresponding to LL352148 and will require 1.524 mm (.0600 in) to be added to the T-width values.						

LL353200 SERIES CONTINUED ON NEXT PAGE

¨These Maximum Fillet Radii will be cleared by the Cone or Cup Radii.
†Bore or O.D. shown are maximum dimensions. *See Remarks Column.

CONE Number	CONE BORE d	CONE WIDTH B	Max Shaft Fillet Radii R ¨	Weight	CUP Number	CUP OUTSIDE DIA D	CUP WIDTH C	Max Hs'ng Fillet Radii r ¨	Weight	BEARING WIDTH T	Remarks
LL353200 Series											
LL353249	**285.750** 11.2500	**20.638** .8125	**1.5** .06	**1.70 kg** 3.74 lb	**LL353210**	**323.850** 12.7500	**15.875** .6250	**1.5** .06	**.63 kg** 1.38 lb	**20.638** .8125	
L357000 Series											L357049NW: FRONTFACE CHAMFER SLOTS IN FRONTFACE
L357040	**289.974** 11.4163	**50.800** 2.0000	**6.4** .25	**12.89 kg** 28.42 lb	**L357010**	**393.700** 15.5000	**38.100** 1.5000	**3.3** .13	**4.33 kg** 9.54 lb	**50.800** 2.0000	
L357049	**304.800** 12.0000	**50.800** 2.0000	**6.4** .25	**10.13 kg** 22.34 lb	***L357010CD**	**393.700** 15.5000	**82.550** 3.2500	**1.5** .06	**9.22 kg** 20.34 lb	**107.950** 4.2500	L357010CD : GROOVE IN OD CENTER HOLES IN OD CENTER
					***L357019-B**	**404.950** 15.9429	**38.100** 1.5000	**3.3** .13	**7.26 kg** 16.00 lb	**22.225** .8750	L357019-B : FLANGE ON OD FRONTFACE, BEARING WIDTH IS T1 DIMENSION
***L357049NW**	**304.800** 12.0000	**53.975** 2.1250	**6.4** .25	**10.66 kg** 23.51 lb	**L357010**	**393.700** 15.5000	**38.100** 1.5000	**3.3** .13	**4.33 kg** 9.54 lb	**50.648** 1.9940	
					***L357019-B**	**404.950** 15.9429	**38.100** 1.5000	**3.3** .13	**7.26 kg** 16.00 lb	**22.073** .8690	
LM361600 Series											
LM361649	**342.900** 13.5000	**66.675** 2.6250	**8.5** .33	**18.07 kg** 39.84 lb	**LM361610**	**450.850** 17.7500	**52.388** 2.0625	**3.5** .14	**8.32 kg** 18.35 lb	**66.673** 2.6249	
LM361649A	**343.154** 13.5100	**66.675** 2.6250	**8.5** .33	**17.96 kg** 39.61 lb							
LL365300 Series											LL365310DC : HOLES IN OD CENTER
LL365347	**384.175** 15.1250	**31.750** 1.2500	**3.5** .14	**4.75 kg** 10.48 lb	**LL365310**	**441.325** 17.3750	**20.638** .8125	**3.3** .13	**1.87 kg** 4.12 lb	**28.575** 1.1250	
LL365348	**384.175** 15.1250	**28.575** 1.1250	**3.5** .14	**4.29 kg** 9.46 lb	**LL365310XD**	**441.325** 17.3750	**52.388** 2.0625	**.8** .03	**5.31 kg** 11.71 lb	**68.263** 2.6875	
					***LL365310DC**	**441.325** 17.3750	**52.388** 2.0625	**.8** .03	**4.92 kg** 10.85 lb	**68.263** 2.6875	
LM371900 Series											JLM371942DG: EXTENDED SMALL RIB GROOVE IN ID
***†JLM371942DG**	**475.000** 18.7008	**190.000** 7.4803	**3.3** .13	**119.71 kg** 263.96 lb	**†JLM371914**	**620.000** 24.4094	**87.300** 3.4370	**6.4** .25	**26.25 kg** 57.89 lb	**198.600** 7.8189	
					***†JLM371914W**	**620.000** 24.4094	**78.700** 3.0984	**6.4** .25	**22.85 kg** 50.39 lb	**181.400** 7.1417	JLM371914W : SLOTS IN BACKFACE
LM377400 Series											LM377449DWV: HOLES IN OD CENTER
LM377448	**558.800** 22.0000	**104.775** 4.1250	**6.4** .25	**-** -	**LM377410**	**736.600** 29.0000	**80.962** 3.1875	**6.4** .25	**33.83 kg** 74.60 lb	**104.775** 4.1250	LM377410CD : GROOVE IN OD CENTER HOLES IN OD CENTER
LM377449	**558.800** 22.0000	**104.775** 4.1250	**6.4** .25	**-** -	***LM377410CD**	**736.600** 29.0000	**177.800** 7.0000	**1.5** .06	**73.37 kg** 161.79 lb	**225.425** 8.8750	
					***LM377410DXX**	**736.600** 29.0000	**177.800** 7.0000	**1.5** .06	**73.37 kg** 161.79 lb	**225.425** 8.8750	LM377410DXX : GROOVE IN OD CENTER HOLES IN OD CENTER
					LM377410XX	**736.600** 29.0000	**80.962** 3.1875	**6.4** .25	**33.83 kg** 74.60 lb	**104.775** 4.1250	
LM377448D	**558.800** 22.0000	**196.850** 7.7500	**3.3** .13	**-** -	**LM377410**	**736.600** 29.0000	**80.962** 3.1875	**6.4** .25	**33.83 kg** 74.60 lb	**196.850** 7.7500	
LM377448DW	**558.800** 22.0000	**196.850** 7.7500	**3.3** .13	**-** -	**LM377410XX**	**736.600** 29.0000	**80.962** 3.1875	**6.4** .25	**33.83 kg** 74.60 lb	**196.850** 7.7500	
LM377448DWH	**558.800** 22.0000	**196.850** 7.7500	**3.3** .13	**-** -							
LM377448DWV	**558.800** 22.0000	**196.850** 7.7500	**3.3** .13	**-** -							
LM377448DXX	**558.800** 22.0000	**196.850** 7.7500	**3.3** .13	**-** -							
LM377449D	**558.800** 22.0000	**196.850** 7.7500	**3.3** .13	**-** -							
LM377449DW	**558.800** 22.0000	**196.850** 7.7500	**3.3** .13	**-** -							
***LM377449DWV**	**558.800** 22.0000	**204.788** 8.0625	**3.0** .12	**190.43 kg** 419.90 lb							
LL379000 Series											LL379010-B : FLANGE ON OD FRONTFACE, BEARING WIDTH IS T1 DIMENSION
LL379049	**596.900** 23.5000	**38.100** 1.5000	**3.5** .14	**12.96 kg** 28.58 lb	***LL379010-B**	**685.800** 27.0000	**31.750** 1.2500	**3.3** .13	**7.49 kg** 16.51 lb	**13.492** .5312	
380000 Series											
EE380080	**203.200** 8.0000	**95.250** 3.7500	**6.4** .25	**-** -	**380190**	**482.600** 19.0000	**73.025** 2.8750	**6.4** .25	**37.18 kg** 81.98 lb	**117.475** 4.6250	

¨These Maximum Fillet Radii will be cleared by the Cone or Cup Radii.
†Bore or O.D. shown are maximum dimensions. *See Remarks Column.

380000 SERIES CONTINUED ON NEXT PAGE

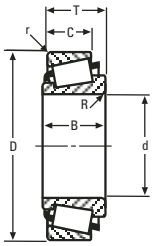

SINGLE ROW

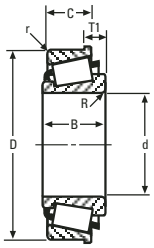

SINGLE ROW WITH FLANGE

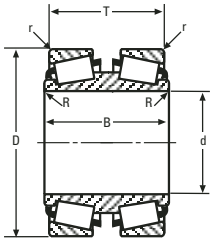

DOUBLE CONE

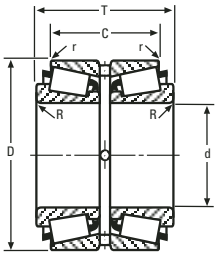

DOUBLE CUP

CONE Number	CONE BORE d	CONE WIDTH B	Max Shaft Fillet Radii R ¨	Weight	CUP Number	CUP OUTSIDE DIA D	CUP WIDTH C	Max Hs'ng Fillet Radii r ¨	Weight	BEARING WIDTH T	Remarks
380000 Series (cont)											
EE380081	**206.375**	**95.250**	**6.4**	**-**							
	8.1250	3.7500	.25	-							
EE380875	**222.250**	**95.250**	**6.4**	**-**							
	8.7500	3.7500	.25	-							
LL380800 Series											LL380810-B : FLANGE ON OD FRONTFACE, BEARING WIDTH IS T1 DIMENSION
LL380849	**647.700**	**31.750**	**3.5**	**12.59 kg**	***LL380810-B**	**736.600**	**25.400**	**3.3**	**6.55 kg**	**13.495**	
	25.5000	1.2500	.14	27.76 lb		29.0000	1.0000	.13	14.45 lb	.5313	
LL382100 Series											
LL382149	**698.500**	**63.500**	**3.3**	**37.07 kg**	**LL382110**	**819.150**	**50.800**	**3.3**	**17.59 kg**	**63.500**	
	27.5000	2.5000	.13	81.74 lb		32.2500	2.0000	.13	38.78 lb	2.5000	
M383200 Series											M383240DGW: GROOVE IN ID
M383240D	**714.375**	**339.725**	**3.3**	**-**	**M383210**	**1016.000**	**142.875**	**6.4**	**138.97 kg**	**339.726**	
	28.1250	13.3750	.13	-		40.0000	5.6250	.25	306.42 lb	13.3750	
***M383240DGW**	**714.375**	**339.725**	**3.3**	**-**							
	28.1250	13.3750	.13	-							
390000 Series											
EE390090	**228.600**	**95.250**	**6.4**	**-**	**390200**	**508.000**	**73.025**	**6.4**	**38.97 kg**	**117.475**	
	9.0000	3.7500	.25	-		20.0000	2.8750	.25	85.92 lb	4.6250	
EE390095	**241.300**	**95.250**	**6.4**	**-**							
	9.5000	3.7500	.25	-							
LL408000 Series											LL408010-B : FLANGE ON OD FRONTFACE, BEARING WIDTH IS T1 DIMENSION
LL408049	**57.150**	**12.700**	**1.5**	**.16 kg**	***LL408010-B**	**84.933**	**9.525**	**1.5**	**.08 kg**	**5.969**	
	2.2500	.5000	.06	.35 lb		3.3438	.3750	.06	.17 lb	.2350	
H414200 Series											H414210-B : FLANGE ON OD FRONTFACE, BEARING WIDTH IS T1 DIMENSION
H414235	**63.500**	**41.275**	**3.5**	**2.13 kg**	***H414210-B**	**136.525**	**31.750**	**3.3**	**.90 kg**	**16.637**	H414211W : KEYWAY BACKFACE
	2.5000	1.6250	.14	4.71 lb		5.3750	1.2500	.13	1.98 lb	.6550	
H414236	**63.500**	**41.275**	**7.0**	**2.10 kg**	**H414210**	**136.525**	**31.750**	**3.3**	**.78 kg**	**41.275**	
	2.5000	1.6250	.28	4.64 lb		5.3750	1.2500	.13	1.73 lb	1.6250	
H414242	**66.675**	**41.275**	**3.5**	**2.03 kg**	***H414211W**	**136.525**	**35.720**	**3.3**	**.97 kg**	**45.245**	
	2.6250	1.6250	.14	4.47 lb		5.3750	1.4063	.13	2.13 lb	1.7813	
H414245	**68.262**	**41.275**	**3.5**	**1.97 kg**							
	2.6875	1.6250	.14	4.35 lb							
H414245X	**68.262**	**41.275**	**9.7**	**1.90 kg**							
	2.6875	1.6250	.38	4.19 lb							
H414249	**71.438**	**41.275**	**3.5**	**1.86 kg**							
	2.8125	1.6250	.14	4.10 lb							
H415600 Series											
†JH415647	**75.000**	**51.000**	**3.0**	**2.62 kg**	**†JH415610**	**140.000**	**42.000**	**2.5**	**1.19 kg**	**51.000**	
	2.9528	2.0079	.12	5.78 lb		5.7087	1.6535	.10	2.63 lb	2.0079	
†JH415647A	**75.000**	**51.000**	**9.7**	**2.61 kg**							
	2.9528	2.0079	.38	5.76 lb							
420000 Series											EE420750TD: TAPERED BORE
EE420651	**165.100**	**88.897**	**9.7**	**31.85 kg**	**421417**	**360.000**	**63.500**	**3.3**	**11.20 kg**	**92.075**	
	6.5000	3.4999	.38	70.23 lb		14.1732	2.5000	.13	24.71 lb	3.6250	EE420812TD: KEYWAY IN ID TAPERED BORE
EE420701	**177.800**	**88.897**	**12.7**	**29.30 kg**	***421437-B**	**365.049**	**63.500**	**3.3**	**13.57 kg**	**41.275**	
	7.0000	3.4999	.50	64.61 lb		14.3720	2.5000	.13	29.92 lb	1.6250	421437-B : FLANGE ON OD FRONTFACE, BEARING WIDTH IS T1 DIMENSION
EE420751	**190.500**	**88.897**	**6.4**	**27.02 kg**	**421437**	**365.049**	**63.500**	**3.3**	**12.63 kg**	**92.075**	
	7.5000	3.4999	.25	59.58 lb		14.3720	2.5000	.13	27.85 lb	3.6250	
EE420793	**201.612**	**88.897**	**3.3**	**24.71 kg**	**421450**	**368.300**	**63.500**	**3.3**	**13.56 kg**	**92.075**	421451CD : GROOVE IN OD CENTER HOLES IN OD CENTER
	7.9375	3.4999	.13	54.48 lb		14.5000	2.5000	.13	29.90 lb	3.6250	
EE420793W	**201.612**	**88.897**	**3.3**	**24.88 kg**	***421451CD**	**368.300**	**136.525**	**1.5**	**28.13 kg**	**193.675**	
	7.9375	3.4999	.13	54.87 lb		14.5000	5.3750	.06	62.03 lb	7.6250	421455D : GROOVE IN OD CENTER HOLES IN OD CENTER
EE420801	**203.200**	**88.897**	**3.3**	**24.36 kg**	***421455D**	**368.300**	**133.350**	**1.5**	**28.61 kg**	**190.500**	
	8.0000	3.4999	.13	53.71 lb		14.5000	5.2500	.06	63.08 lb	7.5000	
EE420812X	**206.375**	**88.897**	**6.4**	**23.57 kg**	**421462XD**	**371.475**	**136.525**	**1.5**	**31.92 kg**	**193.675**	
	8.1250	3.4999	.25	51.97 lb		14.6250	5.3750	.06	70.38 lb	7.6250	
EE420750D	**190.500**	**152.400**	**3.3**	**59.11 kg**	**421417**	**360.000**	**63.500**	**3.3**	**11.20 kg**	**158.750**	
	7.5000	6.0000	.13	130.33 lb		14.1732	2.5000	.13	24.71 lb	6.2500	
***EE420750TD**	**190.500**	**152.400**	**3.2**	**59.11 kg**	**421437**	**365.049**	**63.500**	**3.3**	**12.63 kg**	**158.750**	
	7.5000	6.0000	.12	130.33 lb		14.3720	2.5000	.13	27.85 lb	6.2500	
EE420800D	**203.200**	**152.400**	**3.3**	**53.35 kg**	**421450**	**368.300**	**63.500**	**3.3**	**13.56 kg**	**158.750**	
	8.0000	6.0000	.13	117.64 lb		14.5000	2.5000	.13	29.90 lb	6.2500	

420000 SERIES CONTINUED ON NEXT PAGE

¨These Maximum Fillet Radii will be cleared by the Cone or Cup Radii.
†Bore or O.D. shown are maximum dimensions. *See Remarks Column.

CONE Number	CONE BORE d	CONE WIDTH B	Max Shaft Fillet Radii R ¨	Weight	CUP Number	CUP OUTSIDE DIA D	CUP WIDTH C	Max Hs'ng Fillet Radii r ¨	Weight	BEARING WIDTH T	Remarks
420000 Series (cont)											
EE420801D	**203.200** 8.0000	**158.750** 6.2500	**3.3** .13	**53.89 kg** 118.84 lb							
EE420804D	**203.276** 8.0030	**152.400** 6.0000	**3.3** .13	**53.35 kg** 117.64 lb							
***EE420812TD**	**206.375** 8.1250	**152.400** 6.0000	**3.0** .12	**58.10 kg** 128.11 lb							
EE420850	**215.900** 8.5000	**79.372** 3.1249	**1.5** .06	**19.64 kg** 43.30 lb	EE420850 may be paired with all single cups corresponding to EE420651 and will require -9.525 mm (-.3750 in) to be added to the T-width values. EE420850 may be paired with all double cups corresponding to EE420651 and will require -19.050 mm (-.7500 in) to be added to the T-width values.						
L420400 Series											
L420449	**101.600** 4.0000	**21.433** .8438	**1.5** .06	**.58 kg** 1.29 lb	**L420410**	**136.525** 5.3750	**16.670** .6563	**1.5** .06	**.27 kg** .59 lb	**21.433** .8438	
LL420500 Series											
LL420549	**101.600** 4.0000	**15.083** .5938	**1.5** .06	**.40 kg** .88 lb	**LL420510**	**134.938** 5.3125	**11.908** .4688	**1.5** .06	**.16 kg** .36 lb	**15.875** .6250	
HH421200 Series											HH421246CV: MADE FROM VACUUM MELT STEEL
HH421246C	**98.425** 3.8750	**63.500** 2.5000	**6.4** .25	**4.75 kg** 10.48 lb	**HH421210**	**184.150** 7.2500	**52.388** 2.0625	**3.3** .13	**2.52 kg** 5.56 lb	**63.500** 2.5000	HH421210V : MADE FROM VACUUM MELT STEEL
***HH421246CV**	**98.425** 3.8750	**63.500** 2.5000	**6.4** .25	**4.75 kg** 10.48 lb	***HH421210V**	**184.150** 7.2500	**52.388** 2.0625	**3.3** .13	**2.52 kg** 5.56 lb	**63.500** 2.5000	
423000 Series											
EE423181D	**457.200** 18.0000	**209.550** 8.2500	**6.4** .25	**-** -	**423296**	**749.808** 29.5200	**95.250** 3.7500	**6.4** .25	**47.75 kg** 105.28 lb	**215.900** 8.5000	
EE423181XD	**457.200** 18.0000	**209.550** 8.2500	**-** -	**-** -	**423300**	**761.873** 29.9950	**95.250** 3.7500	**6.4** .25	**58.41 kg** 128.78 lb	**215.900** 8.5000	
EE423187D	**456.794** 17.9840	**209.550** 8.2500	**6.4** .25	**-** -							
424000 Series											
EE424257D	**647.700** 25.5000	**273.050** 10.7500	**11.0** .43	**-** -	**424405**	**1028.700** 40.5000	**120.650** 4.7500	**6.4** .25	**134.48 kg** 296.53 lb	**279.400** 11.0000	
EE424258D	**649.930** 25.5878	**272.900** 10.7441	**9.7** .38	**-** -							
H424400 Series											
H424434	**107.950** 4.2500	**58.738** 2.3125	**3.3** .13	**-** -	**H424415**	**201.612** 7.9375	**44.450** 1.7500	**3.3** .13	**2.51 kg** 5.54 lb	**57.150** 2.2500	
H424442	**114.300** 4.5000	**58.738** 2.3125	**3.3** .13	**-** -							
425000 Series											425299D : GROOVE IN OD CENTER HOLES IN OD CENTER
EE425176D	**456.794** 17.9840	**254.000** 10.0000	**3.3** .13	**-** -	**425299**	**761.873** 29.9950	**101.600** 4.0000	**6.4** .25	**72.85 kg** 160.64 lb	**254.000** 10.0000	
425178D	**456.794** 17.9840	**254.000** 10.0000	**3.3** .13	**-** -							
425179D	**456.794** 17.9840	**254.000** 10.0000	**3.3** .13	**-** -							
EE425179A	**456.794** 17.9840	**142.875** 5.6250	**16.0** .63	**-** -	**425299**	**761.873** 29.9950	**101.600** 4.0000	**6.4** .25	**72.85 kg** 160.64 lb	**142.875** 5.6250	
					***425299D**	**761.873** 29.9950	**222.250** 8.7500	**3.3** .13	**160.17 kg** 353.18 lb	**304.800** 12.0000	
426000 Series											426331CD : GROOVE IN OD CENTER HOLES IN OD CENTER
EE426198D	**505.181** 19.8890	**266.700** 10.5000	**6.4** .25	**-** -	**426330**	**838.200** 33.0000	**104.775** 4.1250	**9.7** .38	**103.76 kg** 228.79 lb	**266.700** 10.5000	
EE426202D	**509.397** 20.0550	**266.700** 10.5000	**6.4** .25	**-** -							
EE426200	**508.000** 20.0000	**139.700** 5.5000	**9.7** .38	**-** -	**426330**	**838.200** 33.0000	**104.775** 4.1250	**9.7** .38	**103.76 kg** 228.79 lb	**146.050** 5.7500	
					***426331CD**	**838.200** 33.0000	**222.250** 8.7500	**3.3** .13	**217.05 kg** 478.58 lb	**304.800** 12.0000	
HH427300 Series											
HH427346	**127.000** 5.0000	**76.995** 3.0313	**8.0** .31	**-** -	**HH427315**	**234.950** 9.2500	**55.562** 2.1875	**3.3** .13	**4.56 kg** 10.06 lb	**71.438** 2.8125	

¨These Maximum Fillet Radii will be cleared by the Cone or Cup Radii.
†Bore or O.D. shown are maximum dimensions. *See Remarks Column.

428000 SERIES CONTINUED ON NEXT PAGE

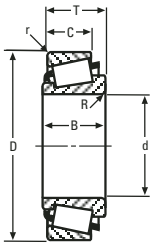

SINGLE ROW

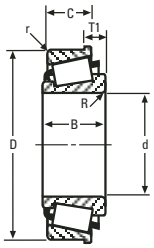

SINGLE ROW WITH FLANGE

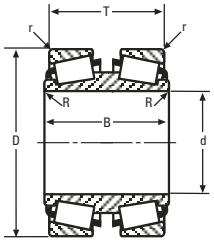

DOUBLE CONE

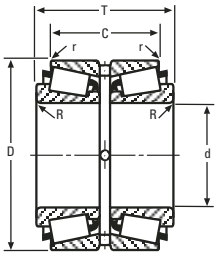

DOUBLE CUP

CONE Number	CONE BORE d	CONE WIDTH B	Max Shaft Fillet Radii R ¨	Weight	CUP Number	CUP OUTSIDE DIA D	CUP WIDTH C	Max Hs'ng Fillet Radii r ¨	Weight	BEARING WIDTH T	Remarks
428000 Series											EE428262D: HOLES IN OD CENTER
***EE428262D**	**660.400** 26.0000	**311.942** 12.2812	**6.4** .25	**-** -	**428420**	**1066.800** 42.0000	**139.700** 5.5000	**6.4** .25	**176.90 kg** 390.07 lb	**321.470** 12.6563	EE428263D: ASYMMETRICAL BEARING SHOULDER ON OD RIGHTFACE
EE428262DA	**660.400** 26.0000	**311.942** 12.2812	**6.4** .25	**-** -	**428423**	**1069.900** 42.1220	**139.700** 5.5000	**10.0** .39	**181.81 kg** 400.88 lb	**321.470** 12.6563	
***EE428263D**	**659.925** 25.9813	**316.857** 12.4747	**6.0** .24	**-** -	EE428263D may be paired with all single cups corresponding to EE428262D and will require .150 mm (.0059 in) to be added to the T-width values.						
LL428300 Series											
LL428349	**139.700** 5.5000	**20.638** .8125	**1.5** .06	**.89 kg** 1.96 lb	**LL428310**	**180.975** 7.1250	**16.670** .6563	**1.5** .06	**.42 kg** .92 lb	**21.432** .8438	
H429100 Series											
†JH429149	**130.000** 5.1181	**72.000** 2.8346	**8.0** .31	**9.55 kg** 21.06 lb	**†JH429110**	**240.000** 9.4488	**60.000** 2.3622	**7.0** .28	**4.82 kg** 10.64 lb	**76.000** 2.9921	
H429600 Series											H429611YD : HOLES IN OD CENTER
H429648	**139.700** 5.5000	**65.088** 2.5625	**1.5** .06	**8.32 kg** 18.35 lb	**H429611**	**246.858** 9.7188	**46.038** 1.8125	**3.3** .13	**3.53 kg** 7.79 lb	**60.325** 2.3750	
					***H429611YD**	**246.858** 9.7188	**123.825** 4.8750	**1.5** .06	**10.33 kg** 22.78 lb	**152.400** 6.0000	
430000 Series											431576CD : GROOVE IN OD CENTER HOLES IN OD CENTER
EE430888	**225.425** 8.8750	**87.312** 3.4375	**1.5** .06	**28.29 kg** 62.37 lb	**431575**	**400.050** 15.7500	**63.500** 2.5000	**3.3** .13	**15.76 kg** 34.75 lb	**88.900** 3.5000	
EE430900	**228.600** 9.0000	**87.312** 3.4375	**10.5** .41	**27.21 kg** 59.99 lb	***431576CD**	**400.050** 15.7500	**136.525** 5.3750	**1.5** .06	**33.43 kg** 73.70 lb	**187.325** 7.3750	
EE430902	**228.600** 9.0000	**87.312** 3.4375	**19.8** .78	**26.35 kg** 58.11 lb							
EE430901D	**228.600** 9.0000	**161.925** 6.3750	**3.3** .13	**66.31 kg** 146.20 lb	**431575**	**400.050** 15.7500	**63.500** 2.5000	**3.3** .13	**15.76 kg** 34.75 lb	**158.750** 6.2500	
M432100 Series											
M432144	**149.987** 5.9050	**47.625** 1.8750	**3.3** .13	**4.66 kg** 10.28 lb	**M432111**	**223.838** 8.8125	**36.512** 1.4375	**3.3** .13	**1.77 kg** 3.90 lb	**46.037** 1.8125	
M432148A	**157.162** 6.1875	**47.625** 1.8750	**1.5** .06	**4.01 kg** 8.85 lb							
L432300 Series											L432310DXX : GROOVE IN OD CENTER HOLES IN OD CENTER MADE FROM VACUUM MELT STEEL
L432348	**158.750** 6.2500	**23.812** .9375	**4.8** .19	**1.29 kg** 2.85 lb	**L432310**	**205.582** 8.0938	**18.258** .7188	**1.5** .06	**.58 kg** 1.28 lb	**23.812** .9375	
L432349	**158.750** 6.2500	**23.812** .9375	**1.5** .06	**1.34 kg** 2.94 lb	***L432310DXX**	**205.582** 8.0938	**44.770** 1.7626	**.8** .03	**1.44 kg** 3.18 lb	**55.879** 2.2000	
H432500 Series											H432549TD: ASYMMETRICAL BEARING TAPERED BORE
H432549D	**155.575** 6.1250	**122.238** 4.8125	**1.5** .06	**19.16 kg** 42.24 lb	**H432510**	**247.650** 9.7500	**52.388** 2.0625	**3.3** .13	**4.00 kg** 8.82 lb	**122.237** 4.8125	
***H432549TD**	**155.575** 6.1250	**122.238** 4.8125	**1.6** .06	**20.33 kg** 44.82 lb							
H432600 Series											
H432640	**139.687** 5.4995	**77.788** 3.0625	**1.5** .06	**13.49 kg** 29.75 lb	**H432610**	**269.875** 10.6250	**64.000** 2.5197	**3.3** .13	**6.50 kg** 14.33 lb	**77.000** 3.0315	
H432649	**152.387** 5.9995	**77.788** 3.0625	**1.5** .06	**11.72 kg** 25.84 lb							
433000 Series											
EE433301D	**762.000** 30.0000	**311.150** 12.2500	**6.4** .25	**-** -	**433512**	**1295.400** 51.0000	**130.175** 5.1250	**6.4** .25	**224.47 kg** 494.96 lb	**311.151** 12.2500	
L433700 Series											L433710-B : FLANGE ON OD FRONTFACE, BEARING WIDTH IS T1 DIMENSION
L433749	**165.100** 6.5000	**26.195** 1.0313	**1.5** .06	**1.63 kg** 3.60 lb	***L433710-B**	**215.900** 8.5000	**20.638** .8125	**1.5** .06	**.78 kg** 1.72 lb	**10.320** .4063	L433710D : GROOVE IN OD CENTER HOLES IN OD CENTER
					L433710	**215.900** 8.5000	**20.638** .8125	**1.5** .06	**.72 kg** 1.59 lb	**26.195** 1.0313	
					***L433710D**	**215.900** 8.5000	**47.625** 1.8750	**.8** .03	**1.71 kg** 3.78 lb	**58.740** 2.3126	
435000 Series											435165D : GROOVE IN OD CENTER HOLES IN OD CENTER
EE435102	**260.350** 10.2500	**84.138** 3.3125	**6.4** .25	**26.80 kg** 59.09 lb	**435165V**	**419.100** 16.5000	**61.912** 2.4375	**3.3** .13	**14.61 kg** 32.23 lb	**85.725** 3.3750	
					435165	**419.100** 16.5000	**61.912** 2.4375	**3.3** .13	**14.61 kg** 32.23 lb	**85.725** 3.3750	435165DC : HOLES IN OD CENTER

435000 SERIES CONTINUED ON NEXT PAGE

¨These Maximum Fillet Radii will be cleared by the Cone or Cup Radii.
†Bore or O.D. shown are maximum dimensions. *See Remarks Column.

CONE Number	CONE BORE d	CONE WIDTH B	Max Shaft Fillet Radii R ¨	Weight	CUP Number	CUP OUTSIDE DIA D	CUP WIDTH C	Max Hs'ng Fillet Radii r ¨	Weight	BEARING WIDTH T	Remarks
435000 Series (cont)					***435165DC**	**419.100** 16.5000	**136.525** 5.3750	**1.5** .06	**33.18 kg** 73.17 lb	**184.150** 7.2500	
					***435165D**	**419.100** 16.5000	**136.525** 5.3750	**1.5** .06	**33.18 kg** 73.17 lb	**184.150** 7.2500	
EE435103D	**260.350** 10.2500	**155.575** 6.1250	**3.3** .13	**65.21 kg** 143.78 lb	**435165V**	**419.100** 16.5000	**61.912** 2.4375	**3.3** .13	**14.61 kg** 32.23 lb	**158.750** 6.2500	
EE435103DV	**260.350** 10.2500	**155.575** 6.1250	**3.3** .13	**65.21 kg** 143.78 lb	**435165**	**419.100** 16.5000	**61.912** 2.4375	**3.3** .13	**14.61 kg** 32.23 lb	**158.750** 6.2500	
L435000 Series											L435049XX: MADE FROM VACUUM MELT STEEL
L435049	**171.450** 6.7500	**24.608** .9688	**1.5** .06	**1.63 kg** 3.59 lb	**L435010**	**222.250** 8.7500	**19.050** .7500	**1.5** .06	**.70 kg** 1.54 lb	**25.400** 1.0000	L435010XX : MADE FROM VACUUM MELT STEEL
***L435049XX**	**171.450** 6.7500	**24.608** .9688	**1.5** .06	**1.63 kg** 3.59 lb	***L435010XX**	**222.250** 8.7500	**19.050** .7500	**1.5** .06	**.70 kg** 1.54 lb	**25.400** 1.0000	
HH437500 Series											HH437549XX: MADE FROM VACUUM MELT STEEL
HH437549	**165.100** 6.5000	**95.250** 3.7500	**3.3** .13	**25.89 kg** 57.10 lb	**HH437510**	**336.550** 13.2500	**69.850** 2.7500	**6.4** .25	**12.26 kg** 27.03 lb	**92.075** 3.6250	HH437510XX : MADE FROM VACUUM MELT STEEL
***HH437549XX**	**165.100** 6.5000	**95.250** 3.7500	**3.3** .13	**25.89 kg** 57.10 lb	***HH437510XX**	**336.550** 13.2500	**69.850** 2.7500	**6.4** .25	**12.26 kg** 27.03 lb	**92.075** 3.6250	
LM446300 Series											LM446310D : GROOVE IN OD CENTER HOLES IN OD CENTER
LM446349	**234.950** 9.2500	**46.038** 1.8125	**3.5** .14	**6.22 kg** 13.73 lb	**LM446310**	**311.150** 12.2500	**33.338** 1.3125	**3.3** .13	**2.55 kg** 5.63 lb	**46.037** 1.8125	
					LM446310CD	**311.150** 12.2500	**73.025** 2.8750	**.8** .03	**5.84 kg** 12.88 lb	**98.425** 3.8750	LM446310W : KEYWAY IN OD BACKFACE
					***LM446310D**	**311.150** 12.2500	**73.025** 2.8750	**.8** .03	**5.84 kg** 12.88 lb	**98.425** 3.8750	
					***LM446310W**	**311.150** 12.2500	**33.338** 1.3125	**3.3** .13	**2.56 kg** 5.64 lb	**46.037** 1.8125	
450000 Series											EE450601XS: SPECIAL BACKFACE RADIUS
EE450551	**139.700** 5.5000	**93.662** 3.6875	**9.7** .38	**20.52 kg** 45.25 lb	**†J451161**	**295.000** 11.6142	**61.912** 2.4375	**5.0** .20	**7.02 kg** 15.48 lb	**88.900** 3.5000	451215CD : GROOVE IN OD CENTER HOLES IN OD CENTER
EE450577	**146.050** 5.7500	**93.662** 3.6875	**9.7** .38	**19.47 kg** 42.93 lb	**451212**	**307.975** 12.1250	**61.912** 2.4375	**6.8** .27	**10.29 kg** 22.69 lb	**88.900** 3.5000	
EE450601	**152.400** 6.0000	**93.662** 3.6875	**9.7** .38	**18.37 kg** 40.51 lb	***451215CD**	**307.975** 12.1250	**146.050** 5.7500	**2.3** .09	**23.47 kg** 51.75 lb	**200.025** 7.8750	
***EE450601XS**	**151.994** 5.9840	**93.662** 3.6875	**8.2** .32	**18.62 kg** 41.07 lb	**451250**	**317.500** 12.5000	**61.912** 2.4375	**6.8** .27	**12.82 kg** 28.27 lb	**88.900** 3.5000	
EE450600D	**152.400** 6.0000	**171.450** 6.7500	**9.7** .38	**41.58 kg** 91.69 lb	**†J451161**	**295.000** 11.6142	**61.912** 2.4375	**5.0** .20	**7.02 kg** 15.48 lb	**161.925** 6.3750	
450900D	**152.400** 6.0000	**171.450** 6.7500	**9.7** .38	**40.62 kg** 89.57 lb	**451212**	**307.975** 12.1250	**61.912** 2.4375	**6.8** .27	**10.29 kg** 22.69 lb	**161.925** 6.3750	
450931D	**134.900** 5.3110	**171.450** 6.7500	**spcl.** spcl.	**44.99 kg** 99.20 lb	**451250**	**317.500** 12.5000	**61.912** 2.4375	**6.8** .27	**12.82 kg** 28.27 lb	**161.925** 6.3750	
450950D	**139.700** 5.5000	**171.450** 6.7500	**spcl.** spcl.	**44.54 kg** 98.21 lb							
†J450590	**150.000** 5.9055	**80.000** 3.1496	**5.0** .20	**17.17 kg** 37.85 lb	J450590 may be paired with all single cups corresponding to EE450551 and will require -8.900 mm (-.3504 in) to be added to the T-width values. J450590 may be paired with all double cups corresponding to EE450551 and will require -17.800 mm (-.7008 in) to be added to the T-width values.						
LL450700 Series											LL450748A: SPECIAL FRONTFACE RADIUS
***LL450748A**	**266.560** 10.4945	**33.470** 1.3177	**1.5** .06	**3.54 kg** 7.82 lb	**38820**	**325.438** 12.8125	**25.400** 1.0000	**1.5** .06	**1.88 kg** 4.14 lb	**29.500** 1.1614	LL450749: SPECIAL FRONTFACE RADIUS
***LL450749**	**266.700** 10.5000	**33.470** 1.3177	**1.5** .06	**3.53 kg** 7.78 lb							LL450749AA: SPECIAL FRONTFACE RADIUS
***LL450749AA**	**266.700** 10.5000	**34.039** 1.3401	**1.5** .06	**3.56 kg** 7.85 lb							
LM451300 Series											LM451349AXV: MADE FROM VACUUM MELT STEEL
LM451344	**262.974** 10.3533	**62.000** 2.4409	**3.5** .14	**11.64 kg** 25.67 lb	**LM451310**	**355.600** 14.0000	**44.450** 1.7500	**3.3** .13	**4.36 kg** 9.61 lb	**57.150** 2.2500	LM451349DGA: ASYMMETRICAL BEARING
LM451345	**263.525** 10.3750	**57.150** 2.2500	**3.5** .14	**11.11 kg** 24.50 lb	***LM451310-B**	**355.600** 14.0000	**44.450** 1.7500	**3.3** .13	**5.17 kg** 11.40 lb	**22.225** .8750	EXTENDED SMALL RIB GROOVE IN ID

¨These Maximum Fillet Radii will be cleared by the Cone or Cup Radii.
†Bore or O.D. shown are maximum dimensions. *See Remarks Column.

LM451300 SERIES CONTINUED ON NEXT PAGE

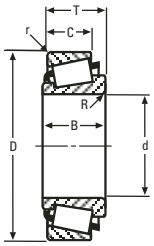

SINGLE ROW

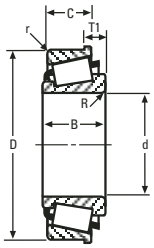

SINGLE ROW WITH FLANGE

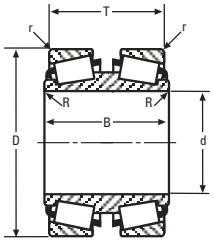

DOUBLE CONE

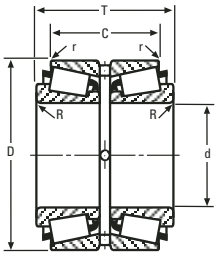

DOUBLE CUP

CONE Number	CONE BORE d	CONE WIDTH B	Max Shaft Fillet Radii R ¨	Weight	CUP Number	CUP OUTSIDE DIA D	CUP WIDTH C	Max Hs'ng Fillet Radii r ¨	Weight	BEARING WIDTH T	Remarks
LM451300 Series (cont)											
LM451347	**264.975** 10.4321	**62.000** 2.4409	**3.5** .14	**11.24 kg** 24.79 lb	***LM451310CD**	**355.600** 14.0000	**101.600** 4.0000	**1.5** .06	**10.11 kg** 22.30 lb	**127.000** 5.0000	LM451349DGW: GROOVE IN ID
LM451349	**266.700** 10.5000	**57.150** 2.2500	**3.5** .14	**10.52 kg** 23.19 lb	***LM451310DV**	**355.600** 14.0000	**101.600** 4.0000	**1.5** .06	**10.11 kg** 22.30 lb	**127.000** 5.0000	LM451349DWA: ASYMMETRICAL BEARING EXTENDED SMALL RIB
LM451349A	**266.700** 10.5000	**57.150** 2.2500	**10.5** .41	**10.19 kg** 22.47 lb	***LM451310V**	**355.600** 14.0000	**44.450** 1.7500	**3.3** .13	**4.36 kg** 9.61 lb	**57.150** 2.2500	
LM451349AX	**266.700** 10.5000	**57.150** 2.2500	**9.7** .38	**10.24 kg** 22.59 lb	**LM451310W**	**355.600** 14.0000	**44.450** 1.7500	**3.3** .13	**4.35 kg** 9.60 lb	**57.150** 2.2500	LM451349H: GROOVE IN OD FRONTFACE NO SMALL RIB SHOULDER ON OD FRONTFACE
***LM451349AXV**	**266.700** 10.5000	**57.150** 2.2500	**9.7** .38	**10.23 kg** 22.55 lb	**LM451312**	**357.200** 14.0630	**44.450** 1.7500	**3.3** .13	**4.67 kg** 10.30 lb	**57.150** 2.2500	
***LM451349H**	**266.700** 10.5000	**60.325** 2.3750	**3.5** .14	**10.69 kg** 23.56 lb	***LM451312D**	**357.200** 14.0630	**101.600** 4.0000	**1.5** .06	**10.60 kg** 23.38 lb	**127.000** 5.0000	LM451349TD: TAPERED BORE LM451349V: MADE FROM VACUUM MELT STEEL
***LM451349V**	**266.700** 10.5000	**57.150** 2.2500	**3.5** .14	**10.60 kg** 23.38 lb							LM451310-B : FLANGE ON OD FRONTFACE,
LM451349W	**266.700** 10.5000	**57.150** 2.2500	**3.5** .14	**10.45 kg** 23.03 lb							BEARING WIDTH IS T1 DIMENSION
											LM451310CD : GROOVE IN OD CENTER HOLES IN OD CENTER
LM451349D	**266.700** 10.5000	**109.538** 4.3125	**1.5** .06	**24.28 kg** 53.53 lb	**LM451310**	**355.600** 14.0000	**44.450** 1.7500	**3.3** .13	**4.36 kg** 9.61 lb	**107.950** 4.2500	
***LM451349DGA**	**266.700** 10.5000	**115.092** 4.5312	**1.5** .06	**24.97 kg** 55.05 lb	***LM451310V**	**355.600** 14.0000	**44.450** 1.7500	**3.3** .13	**4.36 kg** 9.61 lb	**107.950** 4.2500	LM451310DV : GROOVE IN OD CENTER HOLES IN OD CENTER MADE FROM VACUUM MELT STEEL
***LM451349DGW**	**266.700** 10.5000	**109.538** 4.3125	**1.5** .06	**24.46 kg** 53.93 lb	**LM451310W**	**355.600** 14.0000	**44.450** 1.7500	**3.3** .13	**4.35 kg** 9.60 lb	**107.950** 4.2500	
LM451349DW	**266.700** 10.5000	**109.538** 4.3125	**1.5** .06	**24.23 kg** 53.43 lb	**LM451312**	**357.200** 14.0630	**44.450** 1.7500	**3.3** .13	**4.67 kg** 10.30 lb	**107.950** 4.2500	LM451310V : MADE FROM VACUUM MELT STEEL
***LM451349DWA**	**266.700** 10.5000	**115.092** 4.5312	**1.5** .06	**24.97 kg** 55.05 lb							LM451312D : GROOVE IN OD CENTER HOLES IN OD CENTER
***LM451349TD**	**266.700** 10.5000	**109.538** 4.3125	**1.5** .06	**25.90 kg** 57.10 lb							
LM451400 Series											LM451447DGW: ASYMMETRICAL BEARING EXTENDED SMALL RIB GROOVE IN ID
***LM451447DGW**	**266.700** 10.5000	**115.092** 4.5312	**1.5** .06	**23.93 kg** 52.77 lb	***LM451412X**	**355.600** 14.0000	**49.373** 1.9438	**1.5** .06	**4.45 kg** 9.82 lb	**116.535** 4.5880	
					***LM451412W**	**355.600** 14.0000	**45.138** 1.7771	**3.3** .13	**4.58 kg** 10.10 lb	**108.066** 4.2546	SHOULDER ON ID LEFTSIDE
											LM451412W : SLOTS IN BACKFACE LM451412X : SHOULDER ON OD BACKFACE
455000 Series											455955T: TAPERED BORE
EE455051	**127.000** 5.0000	**88.900** 3.5000	**6.4** .25	**17.61 kg** 38.83 lb	**455112X**	**285.000** 11.2205	**63.000** 2.4803	**6.4** .25	**7.97 kg** 17.57 lb	**85.003** 3.3466	455958: SPECIAL BACKFACE RADIUS
EE455055X	**140.000** 5.5118	**88.900** 3.5000	**12.0** .47	**15.45 kg** 34.06 lb	**455116**	**295.275** 11.6250	**63.500** 2.5000	**6.4** .25	**10.90 kg** 24.04 lb	**85.728** 3.3751	
***455955T**	**139.700** 5.5000	**88.900** 3.5000	**3.3** .13	**16.09 kg** 35.49 lb	**455119XD**	**295.275** 11.6250	**146.050** 5.7500	**1.5** .06	**24.67 kg** 54.40 lb	**190.507** 7.5003	
***455958**	**139.878** 5.5070	**88.900** 3.5000	**15.8** .62	**14.00 kg** 30.86 lb							
455959	**139.700** 5.5000	**88.900** 3.5000	**3.3** .13	**15.41 kg** 33.99 lb							
EE455052D	**133.350** 5.2500	**171.450** 6.7500	**9.7** .38	**40.52 kg** 89.35 lb	**455112X**	**285.000** 11.2205	**63.000** 2.4803	**6.4** .25	**7.97 kg** 17.57 lb	**163.657** 6.4432	
455948D	**139.700** 5.5000	**171.450** 6.7500	**3.3** .13	**38.06 kg** 83.91 lb	**455116**	**295.275** 11.6250	**63.500** 2.5000	**6.4** .25	**10.90 kg** 24.04 lb	**165.100** 6.5000	
LL455600 Series											
†JLL455649	**300.000** 11.8110	**21.000** .8268	**2.3** .09	**1.92 kg** 4.24 lb	**†JLL455610**	**345.000** 13.5827	**17.000** .6693	**1.5** .06	**.93 kg** 2.05 lb	**23.000** .9055	
HM456900 Series											HM456910CD : GROOVE IN OD CENTER HOLES IN OD CENTER
HM456949	**292.100** 11.5000	**93.662** 3.6875	**9.7** .38	**82.56 kg** 182.05 lb	***HM456910CD**	**469.900** 18.5000	**149.225** 5.8750	**1.5** .06	**35.01 kg** 77.20 lb	**200.025** 7.8750	
L467500 Series											L467510-B : FLANGE ON OD FRONTFACE, BEARING WIDTH IS T1 DIMENSION
L467549	**406.400** 16.0000	**61.912** 2.4375	**3.3** .13	**17.73 kg** 39.08 lb	***L467510-B**	**508.000** 20.0000	**47.625** 1.8750	**3.3** .13	**9.48 kg** 20.90 lb	**25.400** 1.0000	
					L467510	**508.000** 20.0000	**47.625** 1.8750	**3.3** .13	**8.59 kg** 18.94 lb	**61.912** 2.4375	

LL469900 SERIES CONTINUED ON NEXT PAGE

¨These Maximum Fillet Radii will be cleared by the Cone or Cup Radii.
†Bore or O.D. shown are maximum dimensions. *See Remarks Column.

CONE Number	CONE BORE d	CONE WIDTH B	Max Shaft Fillet Radii R ¨	Weight	CUP Number	CUP OUTSIDE DIA D	CUP WIDTH C	Max Hs'ng Fillet Radii r ¨	Weight	BEARING WIDTH T	Remarks
LL469900 Series											
LL469949	**447.675** 17.6250	**41.618** 1.6385	**3.3** .13	**12.80 kg** 28.23 lb	**LL469910**	**552.450** 21.7500	**32.545** 1.2813	**3.3** .13	**7.95 kg** 17.54 lb	**44.450** 1.7500	
470000 Series											470977T: TAPERED BORE
EE470073	**177.800** 7.0000	**92.075** 3.6250	**13.5** .53	**22.20 kg** 48.96 lb	**470128**	**327.025** 12.8750	**63.500** 2.5000	**6.4** .25	**8.53 kg** 18.80 lb	**90.487** 3.5625	470132-B : FLANGE ON OD FRONTFACE, BEARING WIDTH IS T1 DIMENSION
EE470075	**190.500** 7.5000	**92.075** 3.6250	**6.4** .25	**19.88 kg** 43.83 lb	**470130**	**330.200** 13.0000	**63.500** 2.5000	**6.4** .25	**9.59 kg** 21.14 lb	**90.487** 3.5625	
EE470078	**177.800** 7.0000	**92.075** 3.6250	**6.4** .25	**22.53 kg** 49.67 lb	***470132-B**	**336.550** 13.2500	**63.500** 2.5000	**6.4** .25	**12.54 kg** 27.65 lb	**44.450** 1.7500	
EE470078X	**177.800** 7.0000	**92.075** 3.6250	**9.7** .38	**22.41 kg** 49.41 lb	**470132**	**336.550** 13.2500	**63.500** 2.5000	**6.4** .25	**11.24 kg** 24.79 lb	**90.487** 3.5625	
***470977T**	**185.738** 7.3125	**92.075** 3.6250	**3.3** .13	**20.97 kg** 46.23 lb	**470133**	**339.725** 13.3750	**63.500** 2.5000	**6.4** .25	**13.29 kg** 29.30 lb	**90.487** 3.5625	
470978	**177.800** 7.0000	**92.075** 3.6250	**6.4** .25	**21.64 kg** 47.71 lb							
470975	**190.500** 7.5000	**84.138** 3.3125	**4.8** .19	**17.68 kg** 38.99 lb	470975 may be paired with all single cups corresponding to EE470073 and will require -7.938 mm (-.3125 in) to be added to the T-width values.						
LL475000 Series											LL475010D : GROOVE IN OD CENTER HOLES IN OD CENTER
LL475048	**534.988** 21.0625	**48.420** 1.9063	**3.5** .14	**31.08 kg** 68.54 lb	***LL475010D**	**622.300** 24.5000	**73.025** 2.8750	**1.5** .06	**12.00 kg** 26.46 lb	**101.600** 4.0000	
					***LL475011D**	**622.300** 24.5000	**82.550** 3.2500	**1.5** .06	**13.91 kg** 30.68 lb	**111.125** 4.3750	LL475011D : GROOVE IN OD CENTER HOLES IN OD CENTER
L476500 Series											L476510CD : GROOVE IN OD CENTER HOLES IN OD CENTER
L476548	**549.097** 21.6180	**80.962** 3.1875	**6.4** .25	**46.09 kg** 101.63 lb	**L476510**	**692.150** 27.2500	**61.912** 2.4375	**6.4** .25	**21.16 kg** 46.66 lb	**80.962** 3.1875	
L476549	**549.275** 21.6250	**80.962** 3.1875	**6.4** .25	**45.99 kg** 101.42 lb	***L476510CD**	**692.150** 27.2500	**136.525** 5.3750	**1.5** .06	**48.39 kg** 106.69 lb	**174.625** 6.8750	L476518X : HOLES IN FRONTFACE SHOULDER ON OD BACKFACE
					***L476518X**	**720.000** 28.3465	**63.000** 2.4803	**1.5** .06	**36.06 kg** 79.51 lb	**81.500** 3.2087	
480000 Series											EE480181ADG: GROOVE IN ID HOLES IN OD CENTER
***EE480181ADG**	**457.200** 18.0000	**368.300** 14.5000	**6.4** .25	**-** -	**480340**	**863.498** 33.9960	**146.050** 5.7500	**6.4** .25	**166.93 kg** 368.08 lb	**368.300** 14.5000	
EE480181D	**457.200** 18.0000	**368.300** 14.5000	**6.4** .25	**-** -							
L480200 Series											L480249DGW: ASYMMETRICAL BEARING GROOVE IN ID SHOULDER ON ID RIGHTSIDE SLOTS IN LEFTFACE
***L480249DGW**	**609.600** 24.0000	**180.975** 7.1250	**.8** .03	**-** -	***L480210X**	**787.400** 31.0000	**82.631** 3.2532	**1.5** .06	**42.21 kg** 93.08 lb	**190.866** 7.5144	
					***L480210W**	**787.400** 31.0000	**68.240** 2.6866	**6.4** .25	**31.97 kg** 70.50 lb	**162.082** 6.3812	
											L480210W : SLOTS IN BACKFACE L480210X : SHOULDER ON OD BACKFACE
LL480700 Series											LL480710-B : CHAMFER ON FRONTFACE OD FLANGE ON OD FRONTFACE, BEARING WIDTH IS T1 DIMENSION
LL480749	**647.700** 25.5000	**38.100** 1.5000	**3.5** .14	**13.80 kg** 30.43 lb	***LL480710-B**	**736.600** 29.0000	**31.750** 1.2500	**3.3** .13	**8.52 kg** 18.78 lb	**13.492** .5312	
LL481400 Series											
LL481448	**673.100** 26.5000	**61.912** 2.4375	**6.4** .25	**35.99 kg** 79.35 lb	**LL481411**	**793.750** 31.2500	**49.212** 1.9375	**6.4** .25	**16.27 kg** 35.88 lb	**66.675** 2.6250	
LL483400 Series											LL483448XX: MADE FROM VACUUM MELT STEEL
LL483448	**759.925** 29.9183	**69.850** 2.7500	**3.3** .13	**44.86 kg** 98.93 lb	***LL483418XX**	**889.000** 35.0000	**50.800** 2.0000	**3.3** .13	**23.57 kg** 51.97 lb	**69.849** 2.7500	LL483449XX: MADE FROM VACUUM MELT STEEL
***LL483448XX**	**759.925** 29.9183	**69.850** 2.7500	**3.3** .13	**44.86 kg** 98.93 lb	**LL483418**	**889.000** 35.0000	**50.800** 2.0000	**3.3** .13	**23.57 kg** 51.97 lb	**69.849** 2.7500	LL483418XX : MADE FROM VACUUM MELT STEEL
LL483449	**762.000** 30.0000	**69.850** 2.7500	**3.3** .13	**43.51 kg** 95.94 lb							
***LL483449XX**	**762.000** 30.0000	**69.850** 2.7500	**3.3** .13	**43.51 kg** 95.94 lb							
L483900 Series											L483943T: REVERSE TAPERED BORE
***L483943T**	**771.525** 30.3750	**92.075** 3.6250	**6.4** .25	**-** -	**L483916**	**965.200** 38.0000	**61.912** 2.4375	**3.3** .13	**37.99 kg** 83.78 lb	**92.075** 3.6250	
XR496000 Series											
SEE CROSSED ROLLER BEARING SECTION											

¨These Maximum Fillet Radii will be cleared by the Cone or Cup Radii.
†Bore or O.D. shown are maximum dimensions. *See Remarks Column.

LM501300 SERIES CONTINUED ON NEXT PAGE

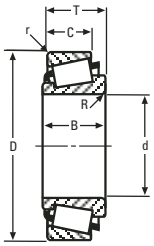

SINGLE ROW

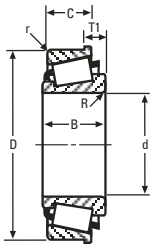

SINGLE ROW WITH FLANGE

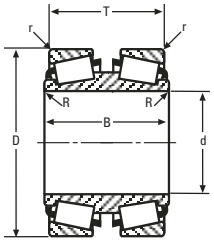

DOUBLE CONE

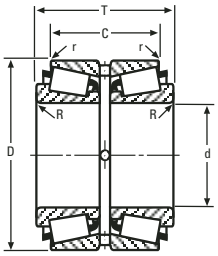

DOUBLE CUP

CONE Number	CONE BORE d	CONE WIDTH B	Max Shaft Fillet Radii R ¨	Weight	CUP Number	CUP OUTSIDE DIA D	CUP WIDTH C	Max Hs'ng Fillet Radii r ¨	Weight	BEARING WIDTH T	Remarks
LM501300 Series											LM501330-SD: EXTENDED SMALL RIB SQUARE BORE
***LM501342DA**	**36.512** 1.4375	**77.732** 3.0603	**.8** .03	**.95 kg** 2.09 lb	**LM501310**	**73.431** 2.8910	**14.732** .5800	**.8** .03	**.11 kg** .24 lb	**38.895** 1.5313	
***LM501345DA**	**38.100** 1.5000	**77.732** 3.0603	**.8** .03	**.89 kg** 1.96 lb	**LM501310A**	**73.431** 2.8910	**14.732** .5800	**1.5** .06	**.11 kg** .24 lb	**38.895** 1.5313	LM501334-SD: EXTENDED SMALL RIB SQUARE BORE
					LM501310P	**73.431** 2.8910	**14.732** .5800	**.8** .03	**.11 kg** .24 lb	**38.895** 1.5313	LM501342DA: ASYMMETRICAL BEARING HOLES IN OD LEFTFACE
					LM501311	**73.431** 2.8910	**18.186** .7160	**2.3** .09	**.14 kg** .31 lb	**45.804** 1.8033	
					LM501314	**73.431** 2.8910	**16.604** .6537	**.8** .03	**.13 kg** .28 lb	**42.639** 1.6787	LM501345DA: ASYMMETRICAL BEARING HOLES IN OD LEFTFACE
LM501349	**41.275** 1.6250	**19.812** .7800	**3.5** .14	**.23 kg** .50 lb	**LM501310**	**73.431** 2.8910	**14.732** .5800	**.8** .03	**.11 kg** .24 lb	**19.558** .7700	
LM501349A	**41.275** 1.6250	**19.812** .7800	**.8** .03	**.22 kg** .49 lb	**LM501310A**	**73.431** 2.8910	**14.732** .5800	**1.5** .06	**.11 kg** .24 lb	**19.558** .7700	
LM501349HP	**41.275** 1.6250	**19.812** .7800	**3.5** .14	**.23 kg** .50 lb	**LM501310P**	**73.431** 2.8910	**14.732** .5800	**.8** .03	**.11 kg** .24 lb	**19.558** .7700	
					LM501311	**73.431** 2.8910	**18.186** .7160	**2.3** .09	**.14 kg** .31 lb	**23.012** .9060	
					LM501314	**73.431** 2.8910	**16.604** .6537	**.8** .03	**.13 kg** .28 lb	**21.430** .8437	
***LM501330-SD**	**40.589** 1.5980	**73.025** 2.8750	**-** -	**.96 kg** 2.11 lb	LM501330-SD and grouped cones may be paired with all single cups corresponding to LM501342DA and will require 2.380 mm (.0937 in) to be added to the T-width values.						
***LM501334-SD**	**42.862** 1.6875	**73.025** 2.8750	**-** -	**.86 kg** 1.90 lb							
LM503300 Series											LM503349: FRONTFACE CHAMFER
***LM503349**	**45.987** 1.8105	**18.000** .7087	**2.3** .09	**.21 kg** .46 lb	**LM503310**	**74.976** 2.9518	**14.000** .5512	**1.5** .06	**.09 kg** .21 lb	**18.000** .7087	LM503349A: FRONTFACE CHAMFER SPECIAL BACKFACE RADIUS
***LM503349A**	**45.987** 1.8105	**18.000** .7087	**spcl.** spcl.	**.20 kg** .44 lb	**LM503310P**	**74.976** 2.9518	**14.000** .5512	**1.5** .06	**.09 kg** .21 lb	**18.000** .7087	
***LM503349P**	**45.987** 1.8105	**18.000** .7087	**2.3** .09	**.21 kg** .46 lb	**†JLM503319**	**85.000** 3.3465	**14.000** .5512	**.5** .01	**.24 kg** .52 lb	**18.000** .7087	LM503349P: FRONTFACE CHAMFER
HH506300 Series											
HH506348	**49.212** 1.9375	**44.450** 1.7500	**3.5** .14	**1.51 kg** 3.33 lb	**HH506310**	**114.300** 4.5000	**36.068** 1.4200	**3.3** .13	**.83 kg** 1.83 lb	**44.450** 1.7500	
HH506349	**49.987** 1.9680	**44.450** 1.7500	**3.5** .14	**1.49 kg** 3.28 lb	**HH506311**	**114.300** 4.5000	**36.068** 1.4200	**.8** .03	**.85 kg** 1.86 lb	**44.450** 1.7500	
LM506800 Series											JLM506849V: MADE FROM VACUUM MELT STEEL
†JLM506848E	**55.000** 2.1654	**26.000** 1.0236	**3.5** .14	**.37 kg** .82 lb	**†JLM506810**	**90.000** 3.5433	**18.500** .7283	**.5** .02	**.18 kg** .41 lb	**23.000** .9055	
†JLM506849	**55.000** 2.1654	**23.000** .9055	**1.5** .06	**.36 kg** .80 lb	**†JLM506810V**	**90.000** 3.5433	**18.500** .7283	**.5** .02	**.18 kg** .41 lb	**23.000** .9055	
†JLM506849A	**55.000** 2.1654	**23.000** .9055	**3.5** .14	**.36 kg** .79 lb	**LM506810A**	**88.900** 3.5000	**18.500** .7283	**.5** .02	**.16 kg** .36 lb	**23.000** .9055	
***†JLM506849V**	**55.000** 2.1654	**23.000** .9055	**1.5** .06	**.36 kg** .80 lb	**†JLM506811**	**90.000** 3.5433	**20.500** .8071	**.5** .02	**.22 kg** .48 lb	**25.000** .9843	
					†JLM506812	**90.000** 3.5433	**21.331** .8398	**.5** .02	**.23 kg** .51 lb	**25.832** 1.0170	
L507900 Series											L507949XX: MADE FROM VACUUM MELT STEEL
L507945	**53.975** 2.1250	**18.258** .7188	**1.5** .06	**.30 kg** .67 lb	**L507910**	**87.312** 3.4375	**14.288** .5625	**1.5** .06	**.13 kg** .29 lb	**18.258** .7188	L507910-B : FLANGE ON OD FRONTFACE, BEARING WIDTH IS T1 DIMENSION
L507949	**57.150** 2.2500	**18.258** .7188	**1.5** .06	**.26 kg** .58 lb	***L507910-B**	**87.312** 3.4375	**14.288** .5625	**-** -	**.14 kg** .32 lb	**7.145** .2813	
***L507949XX**	**57.150** 2.2500	**18.258** .7188	**1.5** .06	**.26 kg** .58 lb	***L507910XX**	**87.312** 3.4375	**14.288** .5625	**1.5** .06	**.13 kg** .29 lb	**18.258** .7188	L507910XX : MADE FROM VACUUM MELT STEEL
					L507913	**88.900** 3.5000	**15.080** .5937	**1.5** .06	**.17 kg** .37 lb	**19.050** .7500	L507914D : GROOVE IN OD CENTER HOLES IN OD CENTER
					***L507914D**	**92.075** 3.6250	**34.130** 1.3437	**.8** .03	**.55 kg** 1.20 lb	**42.070** 1.6563	L507914DC : GROOVE IN OD CENTER HOLES IN OD CENTER
					***L507914DC**	**92.075** 3.6250	**34.130** 1.3437	**.8** .03	**.55 kg** 1.20 lb	**42.070** 1.6563	
LM508700 Series											
†JLM508748	**60.000** 2.3622	**24.000** .9449	**5.0** .20	**.39 kg** .86 lb	**†JLM508710**	**95.000** 3.7402	**19.000** .7480	**2.5** .10	**.20 kg** .44 lb	**24.000** .9449	

LL510700 SERIES CONTINUED ON NEXT PAGE

¨These Maximum Fillet Radii will be cleared by the Cone or Cup Radii.
†Bore or O.D. shown are maximum dimensions. *See Remarks Column.

CONE Number	CONE BORE d	CONE WIDTH B	Max Shaft Fillet Radii R ¨	Weight	CUP Number	CUP OUTSIDE DIA D	CUP WIDTH C	Max Hs'ng Fillet Radii r ¨	Weight	BEARING WIDTH T	Remarks
LL510700 Series											LL510749: FRONTFACE CHAMFER
***LL510749**	**63.500** 2.5000	**12.700** .5000	**1.6** .06	**.19 kg** .41 lb	**LL510710**	**92.075** 3.6250	**9.525** .3750	**1.5** .06	**.08 kg** .17 lb	**13.495** .5313	
M511900 Series											JM511945: EXTENDED SMALL RIB
***†JM511945**	**65.000** 2.5591	**30.000** 1.1811	**3.0** .12	**.74 kg** 1.63 lb	**3920**	**112.712** 4.4375	**23.812** .9375	**3.3** .13	**.44 kg** .98 lb	**29.020** 1.1425	
†JM511946	**65.000** 2.5591	**28.000** 1.1024	**3.0** .12	**.72 kg** 1.58 lb	**†JM511910**	**110.000** 4.3307	**22.500** .8858	**2.5** .10	**.33 kg** .74 lb	**28.000** 1.1024	
HM513600 Series											
†JHM513640	**63.500** 2.5000	**33.937** 1.3361	**6.5** .26	**1.44 kg** 3.17 lb	**†JHM513615**	**130.000** 5.1181	**28.000** 1.1024	**3.5** .14	**.63 kg** 1.40 lb	**36.937** 1.4542	
514000 Series											
EE514045	**114.300** 4.5000	**82.550** 3.2500	**6.4** .25	**14.96 kg** 32.99 lb	**514110**	**279.400** 11.0000	**53.975** 2.1250	**6.4** .25	**8.35 kg** 18.42 lb	**82.550** 3.2500	
EE514050	**127.000** 5.0000	**82.550** 3.2500	**6.4** .25	**13.40 kg** 29.55 lb							
M514500 Series											M514546: BACKFACE CHAMFER BROKEN FRONTFACE ID EXTENDED LARGE RIB
***M514546**	**73.025** 2.8750	**39.370** 1.5500	**2.8** .11	**1.01 kg** 2.23 lb	**M514512**	**123.825** 4.8750	**26.187** 1.0310	**2.0** .08	**.47 kg** 1.04 lb	**38.887** 1.5310	
HM515200 Series											HM515210-B : FLANGE ON OD FRONTFACE, BEARING WIDTH IS T1 DIMENSION
HM515230	**50.800** 2.0000	**34.925** 1.3750	**3.5** .14	**1.99 kg** 4.39 lb	***HM515210-B**	**130.175** 5.1250	**31.750** 1.2500	**3.3** .13	**.76 kg** 1.68 lb	**12.700** .5000	
M515600 Series											
†JM515649	**80.000** 3.1496	**34.000** 1.3386	**3.0** .12	**1.14 kg** 2.50 lb	**†JM515610**	**130.000** 5.1181	**28.500** 1.1220	**2.5** .10	**.57 kg** 1.26 lb	**35.000** 1.3780	
†JM515648	**80.000** 3.1496	**42.500** 1.6732	**3.0** .12	**-** -	JM515648 may be paired with all single cups corresponding to JM515649 and will require 3.000 mm (.1181 in) to be added to the T-width values.						
HM515700 Series											HM515716-B : FLANGE ON OD FRONTFACE, BEARING WIDTH IS T1 DIMENSION
HM515745	**76.200** 3.0000	**46.100** 1.8150	**3.5** .14	**1.80 kg** 3.98 lb	**HM515714**	**140.000** 5.5118	**33.338** 1.3125	**3.3** .13	**.94 kg** 2.08 lb	**44.450** 1.7500	
HM515749	**79.375** 3.1250	**46.100** 1.8150	**3.5** .14	**1.66 kg** 3.67 lb	***HM515716-B**	**142.138** 5.5960	**33.338** 1.3125	**3.3** .13	**-** -	**18.250** .7185	
					HM515716	**142.138** 5.5960	**33.338** 1.3125	**3.3** .13	**1.06 kg** 2.35 lb	**44.450** 1.7500	
HM515737	**70.000** 2.7559	**44.653** 1.7580	**3.0** .12	**2.01 kg** 4.43 lb	HM515737 may be paired with all single cups corresponding to HM515745 and will require -1.448 mm (-.0570 in) to be added to the T-width values.						
HM515741	**73.025** 2.8750	**52.451** 2.0650	**5.0** .20	**2.16 kg** 4.76 lb	HM515741 and grouped cones may be paired with all single cups corresponding to HM515745 and will require 6.350 mm (.2500 in) to be added to the T-width values.						
HM515745A	**76.200** 3.0000	**52.451** 2.0650	**3.5** .14	**2.02 kg** 4.45 lb							
HM516400 Series											HM516414-B : FLANGE ON OD FRONTFACE, BEARING WIDTH IS T1 DIMENSION
HM516442	**76.200** 3.0000	**39.688** 1.5625	**3.5** .14	**1.66 kg** 3.65 lb	**HM516410A**	**133.350** 5.2500	**32.545** 1.2813	**.8** .03	**.77 kg** 1.71 lb	**39.687** 1.5625	
HM516447	**80.962** 3.1875	**39.688** 1.5625	**3.5** .14	**1.47 kg** 3.25 lb	**HM516410**	**133.350** 5.2500	**32.545** 1.2813	**3.3** .13	**.76 kg** 1.68 lb	**39.687** 1.5625	
HM516448	**82.550** 3.2500	**39.688** 1.5625	**6.8** .27	**1.39 kg** 3.08 lb	***HM516414-B**	**136.525** 5.3750	**32.545** 1.2813	**1.5** .06	**1.03 kg** 2.27 lb	**12.319** .4850	
HM516449A	**82.550** 3.2500	**39.688** 1.5625	**6.2** .25	**1.35 kg** 2.98 lb							
HM516449C	**82.550** 3.2500	**39.688** 1.5625	**3.5** .14	**1.40 kg** 3.09 lb							
HM516800 Series											
†JHM516849	**85.000** 3.3465	**38.000** 1.4961	**3.0** .12	**1.51 kg** 3.32 lb	**†JHM516810**	**140.000** 5.5118	**31.500** 1.2402	**2.5** .10	**.76 kg** 1.67 lb	**39.000** 1.5354	
517000 Series											
EE517060D	**152.400** 6.0000	**111.125** 4.3750	**3.3** .13	**28.00 kg** 61.73 lb	**517117**	**298.450** 11.7500	**44.450** 1.7500	**3.3** .13	**5.41 kg** 11.92 lb	**107.949** 4.2500	
HM518400 Series											
HM518445	**88.900** 3.5000	**39.688** 1.5625	**6.4** .25	**2.05 kg** 4.52 lb	**HM518410**	**152.400** 6.0000	**30.162** 1.1875	**3.3** .13	**.76 kg** 1.68 lb	**39.688** 1.5625	

¨These Maximum Fillet Radii will be cleared by the Cone or Cup Radii.
†Bore or O.D. shown are maximum dimensions. *See Remarks Column.

520000 SERIES CONTINUED ON NEXT PAGE

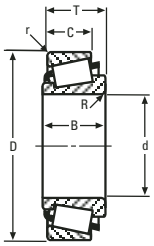

SINGLE ROW

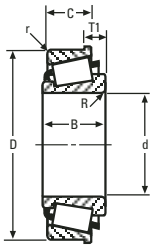

SINGLE ROW WITH FLANGE

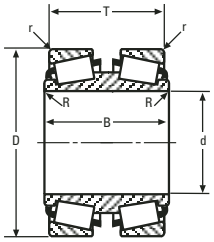

DOUBLE CONE

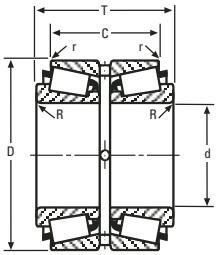

DOUBLE CUP

CONE Number	CONE BORE d	CONE WIDTH B	Max Shaft Fillet Radii R ¨	Weight	CUP Number	CUP OUTSIDE DIA D	CUP WIDTH C	Max Hs'ng Fillet Radii r ¨	Weight	BEARING WIDTH T	Remarks
520000 Series											523088D : GROOVE IN OD CENTER HOLES IN OD CENTER
EE522102	**533.400** 21.0000	**82.550** 3.2500	**6.4** .25	**-** -	**523087**	**784.225** 30.8750	**53.975** 2.1250	**6.4** .25	**33.25 kg** 73.32 lb	**88.900** 3.5000	
					523088XD	**784.225** 30.8750	**120.650** 4.7500	**1.5** .06	**-** -	**190.500** 7.5000	523088DC : HOLES IN OD CENTER
					***523088DC**	**784.225** 30.8750	**120.650** 4.7500	**1.5** .06	**79.03 kg** 174.26 lb	**190.500** 7.5000	
					***523088D**	**784.225** 30.8750	**120.650** 4.7500	**1.5** .06	**79.03 kg** 174.26 lb	**190.500** 7.5000	
EE522126D	**539.750** 21.2500	**161.925** 6.3750	**3.3** .13	**-** -	**523087**	**784.225** 30.8750	**53.975** 2.1250	**6.4** .25	**33.25 kg** 73.32 lb	**165.100** 6.5000	
LM520300 Series											LM520310D : GROOVE IN OD CENTER HOLES IN OD CENTER
LM520349	**101.600** 4.0000	**21.717** .8550	**1.5** .06	**1.57 kg** 3.47 lb	***LM520310D**	**146.050** 5.7500	**38.895** 1.5313	**.8** .03	**.78 kg** 1.72 lb	**49.209** 1.9374	
LL521800 Series											
LL521845	**104.775** 4.1250	**15.083** .5938	**1.6** .06	**.50 kg** 1.10 lb	**LL521810**	**142.083** 5.5938	**11.908** .4688	**1.5** .06	**.18 kg** .40 lb	**15.875** .6250	
LL521849C	**107.950** 4.2500	**15.083** .5938	**1.6** .06	**.44 kg** .96 lb	**LL521811**	**142.083** 5.5938	**11.908** .4688	**1.5** .06	**.18 kg** .40 lb	**15.875** .6250	
L521900 Series											L521949DE: ASYMMETRICAL BEARING
L521945	**101.600** 4.0000	**21.433** .8438	**1.5** .06	**.83 kg** 1.84 lb	**L521910**	**146.050** 5.7500	**16.670** .6563	**1.5** .06	**.33 kg** .74 lb	**21.432** .8438	L521910D : GROOVE IN OD CENTER HOLES IN OD CENTER
L521948	**107.874** 4.2470	**21.433** .8438	**1.5** .06	**.66 kg** 1.45 lb	***L521910DE**	**146.050** 5.7500	**53.975** 2.1250	**.8** .03	**1.18 kg** 2.60 lb	**63.500** 2.5000	
L521949	**107.950** 4.2500	**21.433** .8438	**1.5** .06	**.66 kg** 1.45 lb	***L521910DC**	**146.050** 5.7500	**39.688** 1.5625	**.8** .03	**.83 kg** 1.82 lb	**49.212** 1.9375	L521910DC : HOLES IN OD CENTER
					***L521910D**	**146.050** 5.7500	**39.688** 1.5625	**.8** .03	**.83 kg** 1.82 lb	**49.212** 1.9375	L521910DE : GROOVE IN OD CENTER HOLES IN OD CENTER
					L521914	**152.400** 6.0000	**16.670** .6563	**1.5** .06	**.53 kg** 1.16 lb	**21.432** .8438	
***L521949DE**	**107.950** 4.2500	**50.008** 1.9688	**1.5** .06	**1.85 kg** 4.08 lb	**L521910**	**146.050** 5.7500	**16.670** .6563	**1.5** .06	**.33 kg** .74 lb	**42.865** 1.6876	
					L521914	**152.400** 6.0000	**16.670** .6563	**1.5** .06	**.53 kg** 1.16 lb	**42.865** 1.6876	
L522100 Series											L522148WV: MADE FROM VACUUM MELT STEEL
***L522148WV**	**110.400** 4.3465	**21.000** .8268	**1.5** .06	**.64 kg** 1.41 lb	***L522110V**	**146.000** 5.7480	**17.000** .6693	**1.5** .06	**.30 kg** .67 lb	**21.420** .8433	L522110V : MADE FROM VACUUM MELT STEEL
LM522500 Series											LM522543DA: ASYMMETRICAL BEARING HOLES IN OD LEFTFACE
***LM522543DA**	**100.012** 3.9375	**127.757** 5.0298	**.8** .03	**6.64 kg** 14.64 lb	**LM522510**	**159.987** 6.2987	**26.988** 1.0625	**3.3** .13	**.75 kg** 1.66 lb	**69.058** 2.7188	
***LM522544DA**	**101.600** 4.0000	**127.757** 5.0298	**.8** .03	**6.38 kg** 14.07 lb	**LM522518**	**164.737** 6.4857	**32.131** 1.2650	**2.3** .09	**1.22 kg** 2.68 lb	**73.832** 2.9068	LM522544DA: ASYMMETRICAL BEARING HOLES IN OD LEFTFACE
											LM522510D : GROOVE IN OD CENTER HOLES IN OD CENTER
LM522546	**107.950** 4.2500	**34.925** 1.3750	**3.5** .14	**1.61 kg** 3.55 lb	**LM522510**	**159.987** 6.2987	**26.988** 1.0625	**3.3** .13	**.75 kg** 1.66 lb	**34.925** 1.3750	
LM522548	**109.987** 4.3302	**34.925** 1.3750	**8.0** .31	**1.44 kg** 3.19 lb	***LM522510DC**	**159.987** 6.2987	**58.738** 2.3125	**.8** .03	**1.81 kg** 4.00 lb	**74.613** 2.9375	LM522510DC : HOLES IN OD CENTER
LM522549	**109.987** 4.3302	**34.925** 1.3750	**3.5** .14	**1.52 kg** 3.34 lb	***LM522510D**	**159.987** 6.2987	**58.738** 2.3125	**.8** .03	**1.81 kg** 4.00 lb	**74.613** 2.9375	
LM522549H	**109.987** 4.3302	**34.925** 1.3750	**3.5** .14	**1.56 kg** 3.44 lb	**LM522518**	**164.737** 6.4857	**32.131** 1.2650	**2.3** .09	**1.22 kg** 2.68 lb	**37.312** 1.4690	
LM522549W	**109.987** 4.3302	**34.925** 1.3750	**3.5** .14	**1.53 kg** 3.36 lb							
HM522600 Series											
†JHM522649	**110.000** 4.3307	**46.000** 1.8110	**3.0** .12	**3.05 kg** 6.72 lb	**†JHM522610**	**180.000** 7.0866	**38.000** 1.4961	**2.5** .10	**1.49 kg** 3.30 lb	**47.000** 1.8504	
†JHM522649A	**110.000** 4.3307	**46.000** 1.8110	**7.0** .28	**3.04 kg** 6.70 lb							
†JHM522649C	**110.000** 4.3307	**46.000** 1.8110	**3.0** .12	**3.02 kg** 6.66 lb							

525000 SERIES CONTINUED ON NEXT PAGE

¨These Maximum Fillet Radii will be cleared by the Cone or Cup Radii.
†Bore or O.D. shown are maximum dimensions. *See Remarks Column.

CONE Number	CONE BORE d	CONE WIDTH B	Max Shaft Fillet Radii R ¨	Weight	CUP Number	CUP OUTSIDE DIA D	CUP WIDTH C	Max Hs'ng Fillet Radii r ¨	Weight	BEARING WIDTH T	Remarks
525000 Series											EE525185D: GROOVE IN ID CENTER INVERTED BEARING
EE525183D	**457.200** 18.0000	**342.900** 13.5000	**9.5** .38	**-** -	**525320**	**812.800** 32.0000	**142.875** 5.6250	**6.4** .25	**130.86 kg** 288.55 lb	**342.900** 13.5000	
					***525321**	**812.800** 32.0000	**139.700** 5.5000	**1.3** .05	**125.17 kg** 276.01 lb	**323.850** 12.7500	525321 : CHAMFER ON BACKFACE OD SHOULDER ON OD BACKFACE
***EE525185D**	**457.200** 18.0000	**431.800** 17.0000	**6.4** .25	**-** -	EE525185D may be paired with all single cups corresponding to EE525183D and will require 3.175 mm (.1250 in) to be added to the T-width values.						
526000 Series											EE526130H: NO SMALL RIB SHOULDER ON OD FRONTFACE
EE526130	**330.200** 13.0000	**80.167** 3.1562	**6.4** .25	**30.12 kg** 66.42 lb	***526190-B**	**482.600** 19.0000	**60.325** 2.3750	**3.3** .13	**16.59 kg** 36.57 lb	**41.275** 1.6250	526190-B : FLANGE ON OD FRONTFACE, BEARING WIDTH IS T1 DIMENSION
***EE526130H**	**330.200** 13.0000	**80.167** 3.1562	**6.4** .25	**32.09 kg** 70.75 lb	**526190**	**482.600** 19.0000	**60.325** 2.3750	**3.3** .13	**15.09 kg** 33.28 lb	**85.725** 3.3750	
EE526132	**330.200** 13.0000	**80.167** 3.1562	**3.3** .13	**30.25 kg** 66.69 lb	***526191DC**	**482.600** 19.0000	**127.000** 5.0000	**1.5** .06	**33.02 kg** 72.80 lb	**177.800** 7.0000	526191CD : GROOVE IN OD CENTER HOLES IN OD CENTER
					***526191D**	**482.600** 19.0000	**127.000** 5.0000	**1.5** .06	**32.89 kg** 72.53 lb	**177.800** 7.0000	526191D : GROOVE IN OD CENTER HOLES IN OD CENTER
					***526191CD**	**482.600** 19.0000	**127.000** 5.0000	**1.5** .06	**30.69 kg** 67.67 lb	**177.800** 7.0000	526191DC : HOLES IN OD CENTER
EE526131D	**330.200** 13.0000	**147.638** 5.8125	**1.5** .06	**68.24 kg** 150.46 lb	**526190**	**482.600** 19.0000	**60.325** 2.3750	**3.3** .13	**15.09 kg** 33.28 lb	**152.400** 6.0000	
528000 Series											EE528300D: HOLES IN OD CENTER
***EE528300D**	**762.000** 30.0000	**387.350** 15.2500	**6.4** .25	**-** -	**528480**	**1219.200** 48.0000	**165.100** 6.5000	**12.7** .50	**274.33 kg** 604.90 lb	**396.875** 15.6250	
529000 Series											
EE529090DW	**228.600** 9.0000	**139.700** 5.5000	**3.3** .13	**59.67 kg** 131.56 lb	**529157**	**400.050** 15.7500	**57.150** 2.2500	**3.3** .13	**12.80 kg** 28.23 lb	**139.700** 5.5000	
EE529091D	**228.600** 9.0000	**139.700** 5.5000	**3.3** .13	**59.75 kg** 131.76 lb							
LL529700 Series											
LL529749	**146.050** 5.7500	**20.638** .8125	**1.5** .06	**.94 kg** 2.08 lb	**LL529710**	**188.120** 7.4063	**16.670** .6563	**1.5** .06	**.45 kg** 1.00 lb	**22.225** .8750	
					LL529711	**188.120** 7.4063	**16.670** .6563	**3.3** .13	**.43 kg** .96 lb	**22.225** .8750	
530000 Series											
EE533000D	**762.000** 30.0000	**234.950** 9.2500	**6.4** .25	**-** -	**534250**	**1079.500** 42.5000	**85.725** 3.3750	**6.4** .25	**109.63 kg** 241.73 lb	**238.125** 9.3750	
531000 Series											
EE531201D	**508.000** 20.0000	**219.075** 8.6250	**6.4** .25	**-** -	**531300**	**762.000** 30.0000	**85.725** 3.3750	**6.4** .25	**50.95 kg** 112.35 lb	**219.075** 8.6250	
HM531900 Series											
HM531936DD	**139.700** 5.5000	**158.750** 6.2500	**1.5** .06	**28.53 kg** 62.90 lb	**HM531911**	**260.350** 10.2500	**46.038** 1.8125	**3.3** .13	**3.63 kg** 8.01 lb	**149.225** 5.8750	
HM531948DD	**152.400** 6.0000	**158.750** 6.2500	**1.5** .06	**24.90 kg** 54.90 lb	**HM531918**	**266.700** 10.5000	**46.038** 1.8125	**3.3** .13	**4.47 kg** 9.85 lb	**149.225** 5.8750	
M533300 Series											
M533349-S	**165.100** 6.5000	**44.000** 1.7323	**3.5** .14	**3.83 kg** 8.45 lb	**M533310**	**231.976** 9.1329	**36.000** 1.4173	**3.5** .14	**1.70 kg** 3.75 lb	**45.000** 1.7717	
HM534100 Series											
†JHM534149	**170.000** 6.6929	**38.000** 1.4961	**3.0** .12	**3.04 kg** 6.70 lb	**†JHM534110**	**230.000** 9.0551	**31.000** 1.2205	**2.5** .10	**1.28 kg** 2.82 lb	**39.000** 1.5354	
HM535300 Series											HM535310-B : FLANGE ON OD FRONTFACE, BEARING WIDTH IS T1 DIMENSION
HM535347	**169.974** 6.6919	**66.675** 2.6250	**3.5** .14	**8.49 kg** 18.72 lb	***HM535310-B**	**260.350** 10.2500	**52.388** 2.0625	**3.3** .13	**4.74 kg** 10.45 lb	**25.400** 1.0000	
HM535349	**171.450** 6.7500	**66.675** 2.6250	**3.5** .14	**8.23 kg** 18.15 lb	**HM535310**	**260.350** 10.2500	**52.388** 2.0625	**3.3** .13	**4.18 kg** 9.23 lb	**66.675** 2.6250	
HM535349A	**171.450** 6.7500	**73.025** 2.8750	**3.5** .14	**8.39 kg** 18.50 lb							
HM535348D	**171.450** 6.7500	**127.000** 5.0000	**1.5** .06	**20.29 kg** 44.74 lb	**HM535310**	**260.350** 10.2500	**52.388** 2.0625	**3.3** .13	**4.18 kg** 9.23 lb	**127.000** 5.0000	

¨These Maximum Fillet Radii will be cleared by the Cone or Cup Radii.
†Bore or O.D. shown are maximum dimensions. *See Remarks Column.

536000 SERIES CONTINUED ON NEXT PAGE

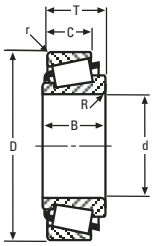

SINGLE ROW

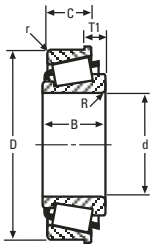

SINGLE ROW WITH FLANGE

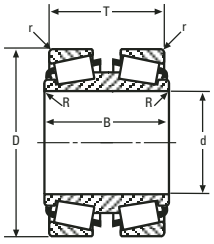

DOUBLE CONE

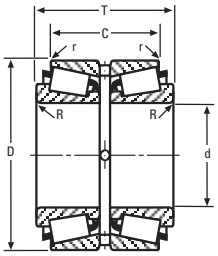

DOUBLE CUP

CONE Number	CONE BORE d	CONE WIDTH B	Max Shaft Fillet Radii R ¨	Weight	CUP Number	CUP OUTSIDE DIA D	CUP WIDTH C	Max Hs'ng Fillet Radii r ¨	Weight	BEARING WIDTH T	Remarks
536000 Series											
EE536136D	**342.900** 13.5000	**163.512** 6.4375	**3.3** .13	**-** -	**536225**	**571.500** 22.5000	**63.500** 2.5000	**6.4** .25	**22.53 kg** 49.68 lb	**163.513** 6.4375	
537000 Series											537103D : GROOVE IN OD CENTER HOLES IN OD CENTER
NA537075	**190.500** 7.5000	**33.338** 1.3125	**3.5** .14	**-** -	***537103DC**	**260.350** 10.2500	**50.800** 2.0000	**.8** .03	**3.56 kg** 7.86 lb	**66.675** 2.6250	
					***537103D**	**260.350** 10.2500	**50.800** 2.0000	**.8** .03	**3.56 kg** 7.86 lb	**66.675** 2.6250	537103DC : HOLES IN OD CENTER
LL537600 Series											LL537610D : GROOVE IN OD CENTER HOLES IN OD CENTER
LL537649	**184.150** 7.2500	**25.400** 1.0000	**1.5** .06	**1.82 kg** 4.01 lb	**LL537610**	**236.538** 9.3125	**19.050** .7500	**1.5** .06	**.79 kg** 1.74 lb	**26.193** 1.0312	
					***LL537610D**	**236.538** 9.3125	**41.275** 1.6250	**.8** .03	**1.72 kg** 3.80 lb	**55.560** 2.1874	
538000 Series											EE538261: HOLES IN BACKFACE
EE538260	**660.400** 26.0000	**127.000** 5.0000	**6.4** .25	**-** -	**538370**	**939.800** 37.0000	**98.425** 3.8750	**6.4** .25	**89.05 kg** 196.36 lb	**136.525** 5.3750	
***EE538261**	**660.400** 26.0000	**127.000** 5.0000	**6.4** .25	**-** -							
540000 Series											
EE540502	**127.000** 5.0000	**87.312** 3.4375	**13.5** .53	**18.32 kg** 40.39 lb	**541162**	**295.275** 11.6250	**57.150** 2.2500	**6.4** .25	**8.76 kg** 19.31 lb	**82.553** 3.2501	
EE540550	**139.700** 5.5000	**87.312** 3.4375	**9.7** .38	**16.50 kg** 36.37 lb							
540901D	**127.000** 5.0000	**158.750** 6.2500	**13.2** .52	**44.50 kg** 98.12 lb	**541162**	**295.275** 11.6250	**57.150** 2.2500	**6.4** .25	**8.76 kg** 19.31 lb	**149.225** 5.8750	
L540000 Series											L540010D : GROOVE IN OD CENTER HOLES IN OD CENTER
L540048	**200.000** 7.8740	**27.783** 1.0938	**1.5** .06	**2.15 kg** 4.74 lb	**L540010**	**254.000** 10.0000	**21.433** .8438	**1.5** .06	**1.02 kg** 2.24 lb	**28.575** 1.1250	
L540049	**196.850** 7.7500	**27.783** 1.0938	**1.5** .06	**2.34 kg** 5.17 lb	***L540010DC**	**254.000** 10.0000	**47.625** 1.8750	**.8** .03	**2.36 kg** 5.20 lb	**61.909** 2.4374	L540010DC : HOLES IN OD CENTER
					***L540010D**	**254.000** 10.0000	**47.625** 1.8750	**.8** .03	**2.36 kg** 5.20 lb	**61.909** 2.4374	
L540049D	**196.850** 7.7500	**52.390** 2.0626	**1.6** .06	**5.58 kg** 12.30 lb	**L540010**	**254.000** 10.0000	**21.433** .8438	**1.5** .06	**1.02 kg** 2.24 lb	**53.974** 2.1250	
M541300 Series											M541310CD : GROOVE IN OD CENTER HOLES IN OD CENTER
M541349	**203.200** 8.0000	**49.212** 1.9375	**3.5** .14	**-** -	***M541310CD**	**292.100** 11.5000	**84.138** 3.3125	**.8** .03	**6.58 kg** 14.52 lb	**109.537** 4.3125	
542000 Series											542291CD : GROOVE IN OD CENTER HOLES IN OD CENTER
EE542215	**546.100** 21.5000	**76.200** 3.0000	**6.4** .25	**63.69 kg** 140.45 lb	**542290**	**736.600** 29.0000	**50.800** 2.0000	**6.4** .25	**21.32 kg** 47.01 lb	**76.200** 3.0000	
EE542220	**558.800** 22.0000	**76.200** 3.0000	**6.4** .25	**57.11 kg** 125.93 lb	***542291CD**	**736.600** 29.0000	**114.300** 4.5000	**3.3** .13	**48.65 kg** 107.28 lb	**165.100** 6.5000	
HM542900 Series											
HM542948	**203.200** 8.0000	**80.962** 3.1875	**1.5** .06	**-** -	**HM542911**	**346.075** 13.6250	**60.325** 2.3750	**3.3** .13	**9.72 kg** 21.44 lb	**79.375** 3.1250	
543000 Series											543085-SA: HOLES IN BACKFACE TO UNDERCUT
543085	**215.900** 8.5000	**31.750** 1.2500	**3.5** .14	**3.82 kg** 8.42 lb	**543114**	**290.010** 11.4177	**22.225** .8750	**3.3** .13	**1.71 kg** 3.78 lb	**31.750** 1.2500	543115D : GROOVE IN OD CENTER HOLES IN OD CENTER
***543085-SA**	**215.900** 8.5000	**31.750** 1.2500	**3.5** .14	**3.91 kg** 8.62 lb	***543115DC**	**287.338** 11.3125	**50.800** 2.0000	**.8** .03	**3.97 kg** 8.76 lb	**69.850** 2.7500	
543086	**219.969** 8.6602	**31.750** 1.2500	**3.5** .14	**3.47 kg** 7.66 lb	***543115D**	**287.338** 11.3125	**50.800** 2.0000	**.8** .03	**3.79 kg** 8.36 lb	**69.850** 2.7500	543115DC : HOLES IN OD CENTER
					543116	**292.009** 11.4964	**22.225** .8750	**3.3** .13	**1.87 kg** 4.13 lb	**31.750** 1.2500	
544000 Series											
544090	**228.600** 9.0000	**31.750** 1.2500	**3.5** .14	**3.71 kg** 8.19 lb	**544116**	**295.275** 11.6250	**23.812** .9375	**3.3** .13	**1.45 kg** 3.20 lb	**33.337** 1.3125	
544091	**231.775** 9.1250	**31.750** 1.2500	**3.5** .14	**3.43 kg** 7.56 lb	**544118**	**300.038** 11.8125	**23.812** .9375	**3.3** .13	**1.87 kg** 4.11 lb	**33.337** 1.3125	
545000 Series											545142CD : GROOVE IN OD CENTER HOLES IN OD CENTER
545112	**285.750** 11.2500	**31.750** 1.2500	**3.5** .14	**4.58 kg** 10.10 lb	**545139**	**354.012** 13.9375	**22.225** .8750	**3.3** .13	**1.84 kg** 4.05 lb	**33.337** 1.3125	

545000 SERIES CONTINUED ON NEXT PAGE

¨These Maximum Fillet Radii will be cleared by the Cone or Cup Radii.
†Bore or O.D. shown are maximum dimensions. *See Remarks Column.

CONE Number	CONE BORE d	CONE WIDTH B	Max Shaft Fillet Radii R ¨	Weight	CUP Number	CUP OUTSIDE DIA D	CUP WIDTH C	Max Hs'ng Fillet Radii r ¨	Weight	BEARING WIDTH T	Remarks
545000 Series (cont)											
					545141	**358.775** 14.1250	**22.225** .8750	**3.3** .13	**2.30 kg** 5.07 lb	**33.337** 1.3125	
					***545142CD**	**358.775** 14.1250	**53.975** 2.1250	**1.5** .06	**5.69 kg** 12.54 lb	**76.200** 3.0000	
LM545800 Series											LM545849V: MADE FROM VACUUM MELT STEEL
LM545847	**235.077** 9.2550	**53.975** 2.1250	**3.5** .14	**7.34 kg** 16.19 lb	**LM545810**	**314.325** 12.3750	**36.512** 1.4375	**3.3** .13	**2.80 kg** 6.17 lb	**49.212** 1.9375	LM545810-B : FLANGE ON OD FRONTFACE, BEARING WIDTH IS T1 DIMENSION
LM545848	**234.848** 9.2460	**53.975** 2.1250	**3.5** .14	**7.38 kg** 16.27 lb	***LM545810-B**	**314.325** 12.3750	**36.512** 1.4375	**3.3** .13	**3.59 kg** 7.91 lb	**20.955** .8250	
LM545849	**234.950** 9.2500	**49.212** 1.9375	**3.5** .14	**6.99 kg** 15.42 lb	***LM545810V**	**314.325** 12.3750	**36.512** 1.4375	**3.3** .13	**2.80 kg** 6.17 lb	**49.212** 1.9375	LM545810V : MADE FROM VACUUM MELT STEEL
LM545849A	**234.950** 9.2500	**49.212** 1.9375	**6.4** .25	**7.06 kg** 15.57 lb	**LM545812**	**317.500** 12.5000	**36.512** 1.4375	**3.3** .13	**3.25 kg** 7.16 lb	**49.212** 1.9375	
LM545849E	**234.950** 9.2500	**53.975** 2.1250	**3.5** .14	**7.38 kg** 16.27 lb							
***LM545849V**	**234.950** 9.2500	**49.212** 1.9375	**3.5** .14	**7.25 kg** 15.99 lb							
546000 Series											
EE546220D	**558.673** 21.9950	**442.912** 17.4375	**6.4** .25	**-** -	**546355**	**901.573** 35.4950	**190.500** 7.5000	**12.7** .50	**185.67 kg** 409.40 lb	**457.200** 18.0000	
EE546220DH	**558.673** 21.9950	**442.912** 17.4375	**6.4** .25	**-** -							
547000 Series											EE547341D: HOLES IN OD CENTER
***EE547341D**	**863.600** 34.0000	**425.450** 16.7500	**4.8** .19	**-** -	**547480**	**1219.200** 48.0000	**187.325** 7.3750	**12.7** .50	**263.71 kg** 581.47 lb	**438.149** 17.2500	
M552800 Series											
M552849D	**269.875** 10.6250	**130.175** 5.1250	**1.5** .06	**41.08 kg** 90.58 lb	**M552810**	**392.100** 15.4370	**47.625** 1.8750	**3.3** .13	**7.24 kg** 15.97 lb	**130.175** 5.1250	
L555200 Series											
***†JL555235**	SEE HYDRA-RIB SECTION										
***†JL555239**					**†JL555219HR**	SEE HYDRA-RIB SECTION					
											L555210D : GROOVE IN OD CENTER HOLES IN OD CENTER L555210DC : HOLES IN OD CENTER
L555233	**279.400** 11.0000	**47.625** 1.8750	**3.5** .14	**10.51 kg** 23.17 lb	**L555210**	**374.650** 14.7500	**34.925** 1.3750	**3.3** .13	**3.51 kg** 7.75 lb	**47.625** 1.8750	
L555249	**292.100** 11.5000	**47.625** 1.8750	**3.5** .14	**8.38 kg** 18.48 lb	***L555210DC**	**374.650** 14.7500	**79.375** 3.1250	**1.5** .06	**6.98 kg** 15.38 lb	**104.775** 4.1250	
					***L555210D**	**374.650** 14.7500	**79.375** 3.1250	**1.5** .06	**6.49 kg** 14.32 lb	**104.775** 4.1250	
L558500 Series											
L558548	**320.675** 12.6250	**55.562** 2.1875	**3.3** .13	**-** -	**L558510**	**406.400** 16.0000	**38.100** 1.5000	**3.3** .13	**4.17 kg** 9.19 lb	**50.800** 2.0000	
LM559000 Series											
LM559048	**323.850** 12.7500	**63.500** 2.5000	**3.3** .13	**-** -	**LM559010**	**422.275** 16.6250	**44.450** 1.7500	**3.3** .13	**5.75 kg** 12.67 lb	**58.738** 2.3125	
560000 Series											561256YD : HOLES IN OD CENTER
EE560592	**150.698** 5.9330	**76.200** 3.0000	**17.5** .69	**17.74 kg** 39.11 lb	**561251**	**317.500** 12.5000	**53.975** 2.1250	**4.8** .19	**9.11 kg** 20.09 lb	**77.787** 3.0625	
EE560600	**152.400** 6.0000	**76.200** 3.0000	**17.5** .69	**17.49 kg** 38.56 lb	***561256YD**	**319.075** 12.5620	**187.452** 7.3800	**1.5** .06	**36.22 kg** 79.86 lb	**235.076** 9.2550	
EE560629	**159.918** 6.2960	**76.200** 3.0000	**10.5** .41	**16.79 kg** 37.02 lb	**561279**	**323.850** 12.7500	**53.975** 2.1250	**4.8** .19	**10.62 kg** 23.42 lb	**77.787** 3.0625	
EE560631X	**160.338** 6.3125	**76.200** 3.0000	**11.2** .44	**16.69 kg** 36.80 lb							
EE560650	**165.100** 6.5000	**76.200** 3.0000	**3.3** .13	**16.20 kg** 35.72 lb							
560950	**165.100** 6.5000	**76.200** 3.0000	**3.3** .13	**15.66 kg** 34.54 lb							
560990	**149.860** 5.9000	**76.200** 3.0000	**3.3** .13	**17.91 kg** 39.49 lb							

¨These Maximum Fillet Radii will be cleared by the Cone or Cup Radii.
†Bore or O.D. shown are maximum dimensions. *See Remarks Column.

LL562700 SERIES CONTINUED ON NEXT PAGE

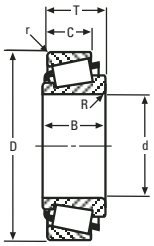

SINGLE ROW

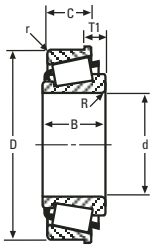

SINGLE ROW WITH FLANGE

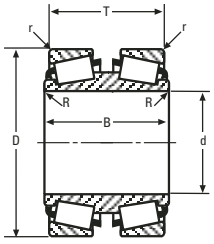

DOUBLE CONE

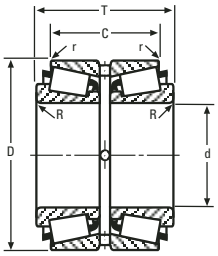

DOUBLE CUP

CONE Number	CONE BORE d	CONE WIDTH B	Max Shaft Fillet Radii R ¨	Weight	CUP Number	CUP OUTSIDE DIA D	CUP WIDTH C	Max Hs'ng Fillet Radii r ¨	Weight	BEARING WIDTH T	Remarks
LL562700 Series											
LL562749	**361.950** 14.2500	**23.812** .9375	**2.3** .09	**2.65 kg** 5.84 lb	**LL562710**	**406.400** 16.0000	**17.462** .6875	**1.5** .06	**1.04 kg** 2.28 lb	**23.813** .9375	
LM565900 Series											LM565910-B : FLANGE ON OD FRONTFACE, BEARING WIDTH IS T1 DIMENSION
LM565943	**374.650** 14.7500	**84.138** 3.3125	**6.4** .25	**36.89 kg** 81.34 lb	***LM565910-B**	**522.287** 20.5625	**61.912** 2.4375	**3.3** .13	**15.70 kg** 34.62 lb	**38.100** 1.5000	
LM565946	**377.825** 14.8750	**84.138** 3.3125	**6.4** .25	**35.65 kg** 78.61 lb	**LM565910**	**522.287** 20.5625	**61.912** 2.4375	**3.3** .13	**14.74 kg** 32.51 lb	**85.724** 3.3750	
LM565949	**381.000** 15.0000	**84.138** 3.3125	**6.4** .25	**34.45 kg** 75.97 lb	**LM565912**	**523.875** 20.6250	**61.912** 2.4375	**3.3** .13	**15.37 kg** 33.90 lb	**85.724** 3.3750	
LL566800 Series											LL566810-B : FLANGE ON OD FRONTFACE, BEARING WIDTH IS T1 DIMENSION
LL566848	**403.225** 15.8750	**28.575** 1.1250	**3.5** .14	**4.48 kg** 9.88 lb	***LL566810-B**	**460.375** 18.1250	**22.225** .8750	**3.3** .13	**2.65 kg** 5.85 lb	**12.700** .5000	
					LL566810	**460.375** 18.1250	**20.638** .8125	**3.3** .13	**2.05 kg** 4.52 lb	**28.575** 1.1250	
LM567900 Series											LM567910-B : FLANGE ON OD FRONTFACE, BEARING WIDTH IS T1 DIMENSION
LM567943	**396.875** 15.6250	**84.138** 3.3125	**6.4** .25	**41.34 kg** 91.16 lb	***LM567910-B**	**549.275** 21.6250	**61.912** 2.4375	**3.3** .13	**17.41 kg** 38.38 lb	**38.100** 1.5000	
LM567949	**406.400** 16.0000	**84.138** 3.3125	**6.4** .25	**37.70 kg** 83.14 lb	**LM567910**	**549.275** 21.6250	**61.912** 2.4375	**3.3** .13	**15.96 kg** 35.20 lb	**85.725** 3.3750	
570000 Series											571700D: NO SMALL RIB
EE571602	**406.400** 16.0000	**87.833** 3.4580	**6.4** .25	**-** -	**572650**	**673.100** 26.5000	**60.325** 2.3750	**3.3** .13	**11.94 kg** 26.33 lb	**88.900** 3.5000	572651D : GROOVE IN OD CENTER HOLES IN OD CENTER
EE571703	**431.800** 17.0000	**87.833** 3.4580	**6.4** .25	**-** -	***572651D**	**673.100** 26.5000	**127.000** 5.0000	**1.5** .06	**60.32 kg** 133.00 lb	**192.639** 7.5842	
					***572653D**	**673.100** 26.5000	**152.400** 6.0000	**1.5** .06	**70.60 kg** 155.67 lb	**192.639** 7.5842	572653D : GROOVE IN OD CENTER HOLES IN OD CENTER
***571700D**	**430.212** 16.9375	**133.350** 5.2500	**1.6** .06	**-** -	**572650**	**673.100** 26.5000	**60.325** 2.3750	**3.3** .13	**11.94 kg** 26.33 lb	**157.673** 6.2076	
L570600 Series											
L570648	**457.073** 17.9950	**74.612** 2.9375	**6.4** .25	**29.18 kg** 64.34 lb	**L570610**	**573.088** 22.5625	**57.150** 2.2500	**6.4** .25	**12.55 kg** 27.66 lb	**74.613** 2.9375	
L570649	**457.200** 18.0000	**74.612** 2.9375	**6.4** .25	**29.11 kg** 64.19 lb							
LL573700 Series											LL573710D : GROOVE IN OD CENTER HOLES IN OD CENTER
LL573748	**508.000** 20.0000	**44.450** 1.7500	**3.5** .14	**27.41 kg** 60.45 lb	***LL573710DC**	**596.900** 23.5000	**73.025** 2.8750	**1.5** .06	**13.49 kg** 29.74 lb	**95.250** 3.7500	
					***LL573710D**	**596.900** 23.5000	**73.025** 2.8750	**1.5** .06	**13.49 kg** 29.74 lb	**95.250** 3.7500	LL573710DC : HOLES IN OD CENTER
LL575300 Series											
LL575343	**533.400** 21.0000	**50.800** 2.0000	**6.4** .25	**21.36 kg** 47.09 lb	**LL575310**	**635.000** 25.0000	**38.100** 1.5000	**6.4** .25	**6.91 kg** 15.24 lb	**50.800** 2.0000	
LL575349	**539.750** 21.2500	**50.800** 2.0000	**6.4** .25	**19.22 kg** 42.38 lb							
LL579700 Series											LL579710D : GROOVE IN OD CENTER HOLES IN OD CENTER
LL579749	**609.600** 24.0000	**60.325** 2.3750	**6.4** .25	**56.68 kg** 124.97 lb	***LL579710D**	**717.550** 28.2500	**95.250** 3.7500	**1.5** .06	**24.76 kg** 54.59 lb	**127.003** 5.0001	
580000 Series											
EE580537	**136.525** 5.3750	**79.375** 3.1250	**12.7** .50	**16.74 kg** 36.90 lb	**581163XD**	**295.275** 11.6250	**146.050** 5.7500	**1.5** .06	**21.55 kg** 47.51 lb	**193.675** 7.6250	
580995	**152.400** 6.0000	**79.375** 3.1250	**3.3** .13	**14.37 kg** 31.69 lb	**581200**	**304.800** 12.0000	**55.562** 2.1875	**3.3** .13	**9.40 kg** 20.74 lb	**79.375** 3.1250	
L580000 Series											
L580049	**609.600** 24.0000	**79.375** 3.1250	**6.4** .25	**-** -	**L580010**	**774.700** 30.5000	**60.325** 2.3750	**6.4** .25	**22.74 kg** 50.14 lb	**85.725** 3.3750	
LL580000 Series											
LL580049	**615.950** 24.2500	**41.275** 1.6250	**3.5** .14	**16.28 kg** 35.89 lb	**LL580010**	**708.025** 27.8750	**29.367** 1.1562	**3.3** .13	**6.95 kg** 15.32 lb	**41.275** 1.6250	
LL582900 Series											LL582910-B : FLANGE ON OD FRONTFACE, BEARING WIDTH IS T1 DIMENSION
LL582949	**736.600** 29.0000	**31.750** 1.2500	**3.5** .14	**14.09 kg** 31.06 lb	***LL582910-B**	**825.500** 32.5000	**25.400** 1.0000	**3.3** .13	**7.22 kg** 15.93 lb	**12.700** .5000	
					LL582910	**825.500** 32.5000	**25.400** 1.0000	**3.3** .13	**6.61 kg** 14.56 lb	**31.750** 1.2500	

LL584400 SERIES CONTINUED ON NEXT PAGE

¨These Maximum Fillet Radii will be cleared by the Cone or Cup Radii.
†Bore or O.D. shown are maximum dimensions. *See Remarks Column.

CONE Number	CONE BORE d	CONE WIDTH B	Max Shaft Fillet Radii R ¨	Weight	CUP Number	CUP OUTSIDE DIA D	CUP WIDTH C	Max Hs'ng Fillet Radii r ¨	Weight	BEARING WIDTH T	Remarks
LL584400 Series											
LL584449	**801.688** 31.5625	**58.738** 2.3125	**3.5** .14	**38.24 kg** 84.32 lb	**LL584410**	**914.400** 36.0000	**41.275** 1.6250	**3.3** .13	**14.44 kg** 31.84 lb	**58.738** 2.3125	
LL586000 Series											LL586018-B : FLANGE ON OD FRONTFACE, BEARING WIDTH IS T1 DIMENSION
LL586049	**863.600** 34.0000	**44.450** 1.7500	**3.5** .14	**24.02 kg** 52.96 lb	***LL586018-B**	**977.900** 38.5000	**33.338** 1.3125	**3.3** .13	**19.27 kg** 42.48 lb	**19.050** .7500	
590000 Series											
EE590638	**161.925** 6.3750	**80.962** 3.1875	**6.4** .25	**21.14 kg** 46.60 lb	**591326**	**336.550** 13.2500	**53.975** 2.1250	**6.4** .25	**10.31 kg** 22.73 lb	**79.375** 3.1250	
EE590649	**165.100** 6.5000	**80.962** 3.1875	**1.3** .05	**20.62 kg** 45.46 lb	**591350**	**342.900** 13.5000	**53.975** 2.1250	**6.4** .25	**11.14 kg** 24.56 lb	**79.375** 3.1250	
EE590650	**165.100** 6.5000	**80.962** 3.1875	**17.5** .69	**20.62 kg** 45.46 lb							
EE590675	**171.450** 6.7500	**80.962** 3.1875	**6.4** .25	**19.63 kg** 43.29 lb							
590900	**177.800** 7.0000	**80.962** 3.1875	**3.3** .13	**18.93 kg** 41.73 lb							
590938	**161.925** 6.3750	**80.962** 3.1875	**6.4** .25	**21.55 kg** 47.52 lb							
590977	**171.450** 6.7500	**84.138** 3.3125	**1.3** .05	**20.37 kg** 44.92 lb							
LM603000 Series											LM603045DA: ASYMMETRICAL BEARING HOLES IN OD LEFTFACE
***LM603045DA**	**42.862** 1.6875	**78.524** 3.0915	**.8** .03	**.94 kg** 2.07 lb	**LM603011**	**77.788** 3.0625	**15.080** .5937	**.8** .03	**.12 kg** .27 lb	**39.687** 1.5625	
***LM603046DA**	**44.450** 1.7500	**78.524** 3.0915	**.8** .03	**.87 kg** 1.92 lb	**LM603012**	**77.788** 3.0625	**16.667** .6562	**.8** .03	**.14 kg** .31 lb	**42.862** 1.6875	LM603046DA: ASYMMETRICAL BEARING HOLES IN OD LEFTFACE
					†JLM603013-Z	**78.000** 3.0709	**15.000** .5906	**2.3** .09	**.12 kg** .28 lb	**39.682** 1.5623	LM603047DE: EXTENDED SMALL RIB
					LM603014	**79.974** 3.1486	**15.080** .5937	**.8** .03	**.15 kg** .34 lb	**39.687** 1.5625	
					LM603015	**79.974** 3.1486	**16.667** .6562	**.8** .03	**.17 kg** .38 lb	**42.862** 1.6875	
					LM603019	**77.788** 3.0625	**16.667** .6562	**.8** .03	**.14 kg** .31 lb	**42.862** 1.6875	
LM603049	**45.242** 1.7812	**19.842** .7812	**3.5** .14	**.25 kg** .54 lb	**LM603011**	**77.788** 3.0625	**15.080** .5937	**.8** .03	**.12 kg** .27 lb	**19.842** .7812	
LM603049AS	**45.242** 1.7812	**19.842** .7812	**.8** .03	**.25 kg** .55 lb	**LM603012**	**77.788** 3.0625	**16.667** .6562	**.8** .03	**.14 kg** .31 lb	**21.430** .8437	
					†LM603013-Z	**78.000** 3.0709	**15.000** .5906	**2.3** .09	**.12 kg** .28 lb	**19.842** .7812	
					LM603014	**79.974** 3.1486	**15.080** .5937	**.8** .03	**.15 kg** .34 lb	**19.842** .7812	
					LM603015	**79.974** 3.1486	**16.667** .6562	**.8** .03	**.17 kg** .38 lb	**21.430** .8437	
					LM603019	**77.788** 3.0625	**16.667** .6562	**.8** .03	**.14 kg** .31 lb	**21.430** .8437	
***LM603047DE**	**44.552** 1.7540	**89.002** 3.5040	**1.0** .04	**.93 kg** 2.06 lb	LM603047DE may be paired with all single cups corresponding to LM603045DA and will require 6.312 mm (.2485 in) to be added to the T-width values.						
†JLM603048F	**45.000** 1.7717	**24.000** .9449	**3.5** .14	**.26 kg** .56 lb	JLM603048F may be paired with all single cups corresponding to LM603045DA and will require 1.661 mm (.0654 in) to be added to the T-width values.						
607000 Series											EE607071: HOLES IN BACKFACE
EE607070	**177.800** 7.0000	**77.788** 3.0625	**6.4** .25	**-** -	**607140**	**355.600** 14.0000	**53.975** 2.1250	**6.4** .25	**10.61 kg** 23.40 lb	**79.375** 3.1250	
***EE607071**	**177.292** 6.9800	**77.788** 3.0625	**6.4** .25	**-** -							
EE607075	**190.500** 7.5000	**77.788** 3.0625	**6.4** .25	**-** -							
L610500 Series											L610510D : GROOVE IN OD CENTER HOLES IN OD CENTER
L610549	**63.500** 2.5000	**19.050** .7500	**1.5** .06	**.30 kg** .67 lb	**L610510**	**94.458** 3.7188	**15.083** .5938	**1.5** .06	**.15 kg** .34 lb	**19.050** .7500	
					***L610510D**	**94.458** 3.7188	**34.925** 1.3750	**.8** .03	**.36 kg** .80 lb	**42.860** 1.6874	

¨These Maximum Fillet Radii will be cleared by the Cone or Cup Radii.
†Bore or O.D. shown are maximum dimensions. *See Remarks Column.

M612900 SERIES CONTINUED ON NEXT PAGE

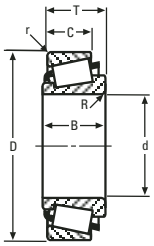

SINGLE ROW

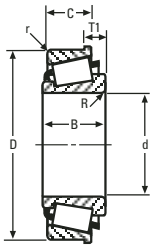

SINGLE ROW WITH FLANGE

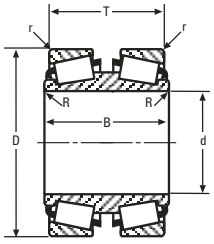

DOUBLE CONE

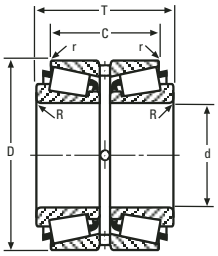

DOUBLE CUP

CONE Number	CONE BORE d	CONE WIDTH B	Max Shaft Fillet Radii R ¨	Weight	CUP Number	CUP OUTSIDE DIA D	CUP WIDTH C	Max Hs'ng Fillet Radii r ¨	Weight	BEARING WIDTH T	Remarks
M612900 Series											JM612949: FRONTFACE CHAMFER
***†JM612949**	**70.000** 2.7559	**29.000** 1.1417	**3.0** .12	**.77 kg** 1.70 lb	**†JM612910**	**115.000** 4.5276	**23.000** .9055	**2.5** .10	**.36 kg** .79 lb	**29.000** 1.1417	JM612910V : MADE FROM VACUUM MELT STEEL
					***†JM612910V**	**115.000** 4.5276	**23.000** .9055	**2.5** .10	**.36 kg** .79 lb	**29.000** 1.1417	
LM613400 Series											LM613449XX: MADE FROM VACUUM MELT STEEL
LM613449	**69.850** 2.7500	**21.996** .8660	**1.5** .06	**.54 kg** 1.20 lb	**LM613410**	**112.712** 4.4375	**15.875** .6250	**.8** .03	**.24 kg** .53 lb	**22.225** .8750	LM613410-B : FLANGE ON OD FRONTFACE, BEARING WIDTH IS T1 DIMENSION
***LM613449XX**	**69.850** 2.7500	**21.996** .8660	**1.5** .06	**.54 kg** 1.20 lb	***LM613410-B**	**112.712** 4.4375	**15.875** .6250	**.8** .03	**.29 kg** .63 lb	**11.112** .4375	
					***LM613410XX**	**112.712** 4.4375	**15.875** .6250	**.8** .03	**.24 kg** .53 lb	**22.225** .8750	LM613410XX : MADE FROM VACUUM MELT STEEL
HM617000 Series											HM617011DC : GROOVE IN OD CENTER HOLES IN OD CENTER
HM617045	**82.550** 3.2500	**42.862** 1.6875	**3.5** .14	**1.96 kg** 4.32 lb	**HM617010**	**142.138** 5.5960	**34.133** 1.3438	**3.3** .13	**.90 kg** 1.98 lb	**42.863** 1.6875	
HM617048	**85.725** 3.3750	**42.862** 1.6875	**1.5** .06	**1.83 kg** 4.03 lb	***HM617011DC**	**142.875** 5.6250	**76.200** 3.0000	**.8** .03	**2.27 kg** 5.01 lb	**93.660** 3.6874	
HM617049	**85.725** 3.3750	**42.862** 1.6875	**4.8** .19	**1.81 kg** 3.98 lb							
618000 Series											618136D : GROOVE IN OD CENTER HOLES IN OD CENTER
EE618065	**165.100** 6.5000	**68.262** 2.6875	**9.7** .38	**-** -	***618136D**	**347.662** 13.6875	**107.950** 4.2500	**1.5** .06	**20.77 kg** 45.79 lb	**146.049** 5.7500	
620000 Series											
EE620100	**254.000** 10.0000	**104.775** 4.1250	**8.0** .31	**-** -	**620220**	**558.800** 22.0000	**69.850** 2.7500	**8.0** .31	**41.89 kg** 92.36 lb	**123.825** 4.8750	
L623100 Series											L623110-B : FLANGE ON OD FRONTFACE, BEARING WIDTH IS T1 DIMENSION
L623149	**114.300** 4.5000	**21.433** .8438	**1.5** .06	**.71 kg** 1.57 lb	***L623110-B**	**152.400** 6.0000	**16.670** .6563	**1.5** .06	**.35 kg** .77 lb	**8.732** .3438	
					L623110	**152.400** 6.0000	**16.670** .6563	**1.5** .06	**.34 kg** .75 lb	**21.432** .8438	L623110D : GROOVE IN OD CENTER HOLES IN OD CENTER
					***L623110DC**	**152.400** 6.0000	**38.100** 1.5000	**.8** .03	**.68 kg** 1.51 lb	**47.625** 1.8750	L623110DC : HOLES IN OD CENTER
					***L623110D**	**152.400** 6.0000	**38.100** 1.5000	**.8** .03	**.68 kg** 1.51 lb	**47.625** 1.8750	
					L623114	**155.575** 6.1250	**21.433** .8438	**1.5** .06	**.52 kg** 1.14 lb	**21.432** .8438	
L624500 Series											L624549D: ASYMMETRICAL BEARING
†JL624548	**120.000** 4.7244	**21.433** .8438	**1.5** .06	**.80 kg** 1.76 lb	***L624510-B**	**160.338** 6.3125	**16.670** .6563	**1.5** .06	**.42 kg** .94 lb	**8.733** .3438	L624510-B : FLANGE ON OD FRONTFACE, BEARING WIDTH IS T1 DIMENSION
L624549	**120.650** 4.7500	**21.433** .8438	**1.5** .06	**.77 kg** 1.70 lb	**L624510**	**160.338** 6.3125	**16.670** .6563	**1.5** .06	**.39 kg** .86 lb	**21.433** .8438	L624514D : GROOVE IN OD CENTER HOLES IN OD CENTER
					L624511	**158.750** 6.2500	**16.670** .6563	**1.5** .06	**.34 kg** .74 lb	**21.433** .8438	
					L624514	**161.925** 6.3750	**16.670** .6563	**1.5** .06	**.44 kg** .97 lb	**21.433** .8438	
					***L624514D**	**161.925** 6.3750	**53.975** 2.1250	**.8** .03	**1.40 kg** 3.08 lb	**63.500** 2.5000	
					†JL624516	**165.000** 6.4961	**16.670** .6563	**1.5** .06	**.55 kg** 1.21 lb	**21.433** .8438	
***L624549D**	**120.650** 4.7500	**50.008** 1.9688	**1.5** .06	**2.06 kg** 4.55 lb	**L624510**	**160.338** 6.3125	**16.670** .6563	**1.5** .06	**.39 kg** .86 lb	**42.865** 1.6876	
					L624511	**158.750** 6.2500	**16.670** .6563	**1.5** .06	**.34 kg** .74 lb	**42.865** 1.6876	
					L624514	**161.925** 6.3750	**16.670** .6563	**1.5** .06	**.44 kg** .97 lb	**42.865** 1.6876	
					†JL624516	**165.000** 6.4961	**16.670** .6563	**1.5** .06	**.55 kg** 1.21 lb	**42.865** 1.6876	
M624600 Series											JM624610-B : FLANGE ON OD FRONTFACE, BEARING WIDTH IS T1 DIMENSION
†JM624649	**120.000** 4.7244	**36.000** 1.4173	**3.5** .14	**2.20 kg** 4.85 lb	***M624610-B**	**179.974** 7.0856	**26.000** 1.0236	**1.5** .06	**1.00 kg** 2.20 lb	**16.350** .6437	M624610-B : FLANGE ON OD FRONTFACE, BEARING WIDTH IS T1 DIMENSION
M624649	**119.974** 4.7234	**36.000** 1.4173	**3.5** .14	**2.20 kg** 4.85 lb	***†JM624610-B**	**180.000** 7.0866	**26.000** 1.0236	**1.5** .06	**1.00 kg** 2.20 lb	**16.578** .6527	

M624600 SERIES CONTINUED ON NEXT PAGE

¨These Maximum Fillet Radii will be cleared by the Cone or Cup Radii.
†Bore or O.D. shown are maximum dimensions. *See Remarks Column.

CONE Number	CONE BORE d	CONE WIDTH B	Max Shaft Fillet Radii R ¨	Weight	CUP Number	CUP OUTSIDE DIA D	CUP WIDTH C	Max Hs'ng Fillet Radii r ¨	Weight	BEARING WIDTH T	Remarks
M624600 Series (cont)											
					M624610	**179.974** 7.0856	**26.000** 1.0236	**1.5** .06	**.89 kg** 1.96 lb	**36.000** 1.4173	
					†JM624610	**180.000** 7.0866	**26.000** 1.0236	**1.5** .06	**.88 kg** 1.95 lb	**36.000** 1.4173	
HM624700 Series											HM624710-B : FLANGE ON OD FRONTFACE, BEARING WIDTH IS T1 DIMENSION
HM624749	**120.650** 4.7500	**46.038** 1.8125	**3.5** .14	**3.22 kg** 7.11 lb	***HM624710-B**	**190.500** 7.5000	**34.925** 1.3750	**1.5** .06	**1.65 kg** 3.65 lb	**19.050** .7500	HM624716-B : FLANGE ON OD FRONTFACE, BEARING WIDTH IS T1 DIMENSION
					HM624710	**190.500** 7.5000	**34.925** 1.3750	**1.5** .06	**1.45 kg** 3.20 lb	**46.037** 1.8125	
					***HM624716-B**	**199.974** 7.8730	**34.925** 1.3750	**1.5** .06	**2.49 kg** 5.48 lb	**19.050** .7500	
					HM624716	**199.974** 7.8730	**34.925** 1.3750	**1.5** .06	**2.24 kg** 4.94 lb	**46.037** 1.8125	
626000 Series											626321D : GROOVE IN OD CENTER HOLES IN OD CENTER
EE626210	**533.400** 21.0000	**123.825** 4.8750	**9.7** .38	**-** -	***626321D**	**812.800** 32.0000	**187.325** 7.3750	**3.3** .13	**140.49 kg** 309.79 lb	**269.875** 10.6250	
627000 Series											EE627260D: GROOVE IN ID CENTER INVERTED BEARING
***EE627260D**	**660.400** 26.0000	**571.500** 22.5000	**12.7** .50	**-** -	***627435**	**1104.900** 43.5000	**190.500** 7.5000	**3.3** .13	**321.97 kg** 709.95 lb	**444.500** 17.5000	627435 : SHOULDER ON OD BACKFACE SPECIAL RADIUS ON BACKFACE OD
628000 Series											EE628285D: GROOVE IN ID CENTER INVERTED BEARING
***EE628285D**	**723.900** 28.5000	**571.500** 22.5000	**12.7** .50	**-** -	***628465**	**1181.100** 46.5000	**190.500** 7.5000	**3.3** .13	**340.96 kg** 751.81 lb	**444.500** 17.5000	628465 : SHOULDER ON OD BACKFACE SPECIAL RADIUS ON BACKFACE OD
L630300 Series											L630310-B : FLANGE ON OD FRONTFACE, BEARING WIDTH IS T1 DIMENSION
L630349	**152.400** 6.0000	**24.000** .9449	**2.0** .08	**1.10 kg** 2.44 lb	**L630310**	**192.088** 7.5625	**19.000** .7480	**2.0** .08	**.46 kg** 1.02 lb	**25.000** .9843	
L630349A	**152.400** 6.0000	**24.000** .9449	**2.0** .08	**.91 kg** 2.00 lb	***L630310-B**	**192.088** 7.5625	**19.000** .7480	**2.0** .08	**.53 kg** 1.18 lb	**9.970** .3925	
L630349RR	**152.400** 6.0000	**24.000** .9449	**2.0** .08	**1.12 kg** 2.47 lb	**L630310RR**	**192.088** 7.5625	**19.000** .7480	**2.0** .08	**.50 kg** 1.11 lb	**25.000** .9843	
631000 Series											EE631307DG: GROOVE IN ID
EE631305D	**774.700** 30.5000	**406.674** 16.0108	**6.4** .25	**-** -	**631480**	**1219.200** 48.0000	**165.100** 6.5000	**12.7** .50	**280.24 kg** 617.94 lb	**406.400** 16.0000	
EE631307D	**779.925** 30.7057	**406.674** 16.0108	**6.4** .25	**-** -	**631482**	**1219.873** 48.0265	**167.742** 6.6040	**12.7** .50	**288.01 kg** 635.06 lb	**411.683** 16.2080	
***EE631307DG**	**779.925** 30.7057	**406.674** 16.0108	**6.4** .25	**-** -	**631484**	**1219.873** 48.0265	**165.237** 6.5054	**12.7** .50	**282.22 kg** 622.30 lb	**406.675** 16.0108	
EE631310D	**779.925** 30.7057	**406.400** 16.0000	**6.4** .25	**-** -							
EE631311D	**787.400** 31.0000	**406.400** 16.0000	**6.4** .25	**-** -							
634000 Series											EE634356D: HOLES IN OD CENTER
***EE634356D**	**901.700** 35.5000	**438.150** 17.2500	**4.8** .19	**-** -	**634510**	**1295.400** 51.0000	**193.675** 7.6250	**12.7** .50	**305.40 kg** 673.41 lb	**450.850** 17.7500	
XR637000 Series											
SEE CROSSED ROLLER BEARING SECTION											
LL639200 Series											LL639249XX: MADE FROM VACUUM MELT STEEL
LL639249	**196.850** 7.7500	**23.017** .9062	**1.5** .06	**1.54 kg** 3.39 lb	**LL639210**	**241.300** 9.5000	**17.462** .6875	**1.5** .06	**.57 kg** 1.26 lb	**23.813** .9375	LL639210XX: MADE FROM VACUUM MELT STEEL
***LL639249XX**	**196.850** 7.7500	**23.017** .9062	**1.5** .06	**1.54 kg** 3.39 lb	***LL639210XX**	**241.300** 9.5000	**17.462** .6875	**1.5** .06	**.57 kg** 1.26 lb	**23.813** .9375	
640000 Series											EE640193D: SHOULDER ON OD RIGHTFACE
EE640191	**488.671** 19.2390	**94.458** 3.7188	**6.4** .25	**-** -	***640260-B**	**660.400** 26.0000	**69.850** 2.7500	**6.4** .25	**26.94 kg** 59.41 lb	**38.100** 1.5000	640260-B : FLANGE ON OD FRONTFACE, BEARING WIDTH IS T1 DIMENSION
EE640192	**488.950** 19.2500	**94.458** 3.7188	**6.4** .25	**-** -	**640260**	**660.400** 26.0000	**69.850** 2.7500	**6.4** .25	**23.95 kg** 52.82 lb	**93.662** 3.6875	640261CD : GROOVE IN OD CENTER HOLES IN OD CENTER
					640261XD	**660.400** 26.0000	**158.750** 6.2500	**1.6** .06	**-** -	**206.375** 8.1250	

¨These Maximum Fillet Radii will be cleared by the Cone or Cup Radii.
†Bore or O.D. shown are maximum dimensions. *See Remarks Column.

640000 SERIES CONTINUED ON NEXT PAGE

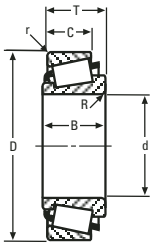

SINGLE ROW

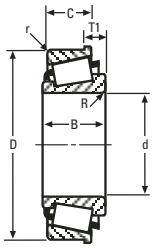

SINGLE ROW WITH FLANGE

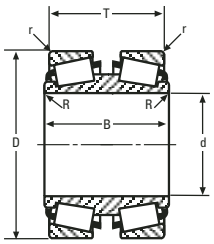

DOUBLE CONE

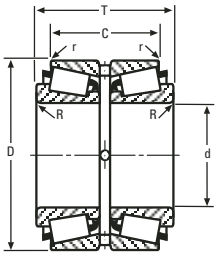

DOUBLE CUP

CONE Number	CONE BORE d	CONE WIDTH B	Max Shaft Fillet Radii R ¨	Weight	CUP Number	CUP OUTSIDE DIA D	CUP WIDTH C	Max Hs'ng Fillet Radii r ¨	Weight	BEARING WIDTH T	Remarks
640000 Series (cont)					***640261CD**	**660.400**	**158.750**	**1.5**	**54.17 kg**	**206.375**	640262D : GROOVE IN OD CENTER HOLES IN OD CENTER
						26.0000	6.2500	.06	119.44 lb	8.1250	
					***640262D**	**666.674**	**158.750**	**1.5**	**67.51 kg**	**206.375**	
						26.2470	6.2500	.06	148.86 lb	8.1250	
***EE640193D**	**488.950**	**174.625**	**3.3**	**-**	**640260**	**660.400**	**69.850**	**6.4**	**23.95 kg**	**171.450**	
	19.2500	6.8750	.13	-		26.0000	2.7500	.25	52.82 lb	6.7500	
641000 Series											EE641198D: ASYMMETRICAL BEARING HOLES IN OD CENTER
***EE641198D**	**501.650**	**190.500**	**3.3**	**-**	**641265**	**673.100**	**76.200**	**6.4**	**27.11 kg**	**184.150**	
	19.7500	7.5000	.13	-		26.5000	3.0000	.25	59.77 lb	7.2500	
***EE641198DWA**	**501.650**	**190.500**	**3.3**	**-**							EE641198DWA: ASYMMETRICAL BEARING HOLES IN OD CENTER
	19.7500	7.5000	.13	-							
LL641100 Series											LL641148: EXTENDED SMALL RIB
***LL641148**	**203.479**	**31.750**	**1.5**	**2.68 kg**	**LL641110**	**261.142**	**21.433**	**1.5**	**1.05 kg**	**28.575**	
	8.0110	1.2500	.06	5.91 lb		10.2812	.8438	.06	2.32 lb	1.1250	
LL641149	**203.200**	**27.783**	**1.5**	**2.47 kg**	**LL641111**	**261.142**	**21.433**	**1.5**	**1.07 kg**	**28.575**	
	8.0000	1.0938	.06	5.44 lb		10.2812	.8438	.06	2.37 lb	1.1250	
LL641149A	**206.375**	**27.783**	**1.5**	**2.26 kg**							
	8.1250	1.0938	.06	4.99 lb							
647000 Series											
EE647220	**558.800**	**73.025**	**4.8**	**-**	**647285**	**723.900**	**57.150**	**4.8**	**20.37 kg**	**73.025**	
	22.0000	2.8750	.19	-		28.5000	2.2500	.19	44.90 lb	2.8750	
HM647400 Series											
HM647448	**231.775**	**80.962**	**3.3**	**23.08 kg**	**HM647411**	**377.825**	**58.738**	**3.3**	**10.49 kg**	**79.375**	
	9.1250	3.1875	.13	50.89 lb		14.8750	2.3125	.13	23.14 lb	3.1250	
LL648400 Series											LL648448W: KEYWAY IN BACKFACE
LL648434	**243.682**	**31.750**	**3.5**	**4.25 kg**	***LL648415-B**	**315.912**	**22.225**	**3.3**	**1.87 kg**	**14.527**	
	9.5938	1.2500	.14	9.38 lb		12.4375	.8750	.13	4.13 lb	.5719	LL648415-B : FLANGE ON OD FRONTFACE, BEARING WIDTH IS T1 DIMENSION
***LL648448W**	**254.000**	**31.750**	**6.4**	**3.16 kg**	**LL648415**	**315.912**	**22.225**	**3.3**	**1.68 kg**	**31.750**	
	10.0000	1.2500	.25	6.97 lb		12.4375	.8750	.13	3.71 lb	1.2500	
LL648449	**254.000**	**31.750**	**3.5**	**3.25 kg**	**LL648416**	**315.912**	**22.225**	**4.8**	**1.64 kg**	**31.750**	
	10.0000	1.2500	.14	7.17 lb		12.4375	.8750	.19	3.61 lb	1.2500	
649000 Series											649311CD : GROOVE IN OD CENTER HOLES IN OD CENTER
EE649236X	**602.945**	**93.662**	**6.4**	**82.46 kg**	**649310**	**787.400**	**69.850**	**6.4**	**32.00 kg**	**93.663**	
	23.7380	3.6875	.25	181.83 lb		31.0000	2.7500	.25	70.56 lb	3.6875	
EE649237	**602.945**	**93.662**	**6.4**	**-**	***649311CD**	**787.400**	**158.750**	**1.5**	**73.00 kg**	**206.375**	649313D : GROOVE IN OD CENTER HOLES IN OD CENTER
	23.7380	3.6875	.25	-		31.0000	6.2500	.06	160.97 lb	8.1250	
EE649238	**609.346**	**93.662**	**6.4**	**-**	***649313D**	**793.750**	**158.750**	**1.5**	**84.62 kg**	**206.375**	
	23.9900	3.6875	.25	-		31.2500	6.2500	.06	186.59 lb	8.1250	
EE649239	**607.720**	**93.662**	**6.4**	**-**							
	23.9260	3.6875	.25	-							
EE649240	**609.600**	**93.662**	**6.4**	**-**							
	24.0000	3.6875	.25	-							
EE649241D	**609.600**	**171.450**	**3.3**	**-**	**649310**	**787.400**	**69.850**	**6.4**	**32.00 kg**	**171.450**	
	24.0000	6.7500	.13	-		31.0000	2.7500	.25	70.56 lb	6.7500	
EE649241DW	**609.600**	**171.450**	**3.3**	**-**							
	24.0000	6.7500	.13	-							
EE649242DW	**609.600**	**171.450**	**6.4**	**-**							
	24.0000	6.7500	.25	-							
650000 Series											650270D : GROOVE IN OD CENTER HOLES IN OD CENTER
EE650170	**431.902**	**174.625**	**6.4**	**-**	**650270**	**685.698**	**142.875**	**6.4**	**77.47 kg**	**177.800**	
	17.0040	6.8750	.25	-		26.9960	5.6250	.25	170.82 lb	7.0000	
					***650270D**	**685.698**	**295.275**	**3.3**	**162.47 kg**	**365.125**	
						26.9960	11.6250	.13	358.24 lb	14.3750	
EE650171D	**431.902**	**330.200**	**spcl.**	**-**	**650270**	**685.698**	**142.875**	**6.4**	**77.47 kg**	**330.200**	
	17.0040	13.0000	spcl.	-		26.9960	5.6250	.25	170.82 lb	13.0000	
XR652000 Series											
SEE CROSSED ROLLER BEARING SECTION											
M652900 Series											
M652949DW	**279.400**	**127.000**	**1.5**	**39.53 kg**	**M652911**	**393.700**	**50.800**	**6.4**	**5.92 kg**	**127.000**	
	11.0000	5.0000	.06	87.16 lb		15.5000	2.0000	.25	13.04 lb	5.0000	

LM654600 SERIES CONTINUED ON NEXT PAGE

¨These Maximum Fillet Radii will be cleared by the Cone or Cup Radii.
†Bore or O.D. shown are maximum dimensions. *See Remarks Column.

CONE Number	CONE BORE d	CONE WIDTH B	Max Shaft Fillet Radii R ¨	Weight	CUP Number	CUP OUTSIDE DIA D	CUP WIDTH C	Max Hs'ng Fillet Radii r ¨	Weight	BEARING WIDTH T	Remarks
LM654600 Series											LM654610-B : FLANGE ON OD FRONTFACE, BEARING WIDTH IS T1 DIMENSION
LM654640D	**273.050** 10.7500	**117.475** 4.6250	**1.5** .06	**36.10 kg** 79.60 lb	**LM654610**	**380.898** 14.9960	**49.212** 1.9375	**3.3** .13	**6.49 kg** 14.32 lb	**117.475** 4.6250	LM654610CD : GROOVE IN OD CENTER HOLES IN OD CENTER
LM654644D	**279.578** 11.0070	**117.475** 4.6250	**1.5** .06	**34.08 kg** 75.14 lb	**LM654611**	**380.009** 14.9610	**49.212** 1.9375	**3.3** .13	**6.29 kg** 13.86 lb	**117.475** 4.6250	
LM654644DW	**279.578** 11.0070	**117.475** 4.6250	**1.5** .06	**33.29 kg** 73.41 lb							
LM654648D	**285.750** 11.2500	**117.475** 4.6250	**1.5** .06	**30.97 kg** 68.28 lb							
LM654648DW	**285.750** 11.2500	**117.475** 4.6250	**1.5** .06	**30.92 kg** 68.17 lb							
LM654642`	**279.982** 11.0229	**65.088** 2.5625	**3.5** .14	**14.72 kg** 32.45 lb	***LM654610-B**	**380.898** 14.9960	**49.212** 1.9375	**3.3** .13	**6.98 kg** 15.40 lb	**25.400** 1.0000	
LM654649	**285.750** 11.2500	**65.088** 2.5625	**3.5** .14	**13.41 kg** 29.57 lb	**LM654610**	**380.898** 14.9960	**49.212** 1.9375	**3.3** .13	**6.49 kg** 14.32 lb	**65.088** 2.5625	
LM654649AA	**285.750** 11.2500	**65.088** 2.5625	**12.7** .50	**12.90 kg** 28.44 lb	***LM654610CD**	**380.898** 14.9960	**107.950** 4.2500	**1.5** .06	**14.03 kg** 30.93 lb	**139.700** 5.5000	
					LM654611	**380.009** 14.9610	**49.212** 1.9375	**3.3** .13	**6.29 kg** 13.86 lb	**65.088** 2.5625	
655000 Series											EE655271DGW: GROOVE IN ID
EE655270	**685.800** 27.0000	**92.075** 3.6250	**6.4** .25	**-** -	**655345**	**876.300** 34.5000	**69.850** 2.7500	**6.4** .25	**39.20 kg** 86.43 lb	**93.662** 3.6875	EE655271DWA: ASYMMETRICAL BEARING EXTENDED SMALL RIB SLOTS IN RIGHTFACE
***EE655272T**	**695.325** 27.3750	**92.075** 3.6250	**6.4** .25	**-** -	***655346DC**	**876.300** 34.5000	**152.400** 6.0000	**1.5** .06	**90.19 kg** 198.87 lb	**200.024** 7.8750	
					***655346D**	**876.300** 34.5000	**152.400** 6.0000	**1.5** .06	**84.85 kg** 187.09 lb	**200.024** 7.8750	EE655272DWA: ASYMMETRICAL BEARING HOLES IN LEFTFACE SHOULDER ON OD RIGHTFACE SLOTS IN LEFTFACE
					***655346CD**	**876.300** 34.5000	**152.400** 6.0000	**1.5** .06	**86.17 kg** 190.00 lb	**200.024** 7.8750	
EE655271D	**685.800** 27.0000	**168.275** 6.6250	**3.3** .13	**-** -	**655345**	**876.300** 34.5000	**69.850** 2.7500	**6.4** .25	**39.20 kg** 86.43 lb	**171.449** 6.7500	EE655272T: REVERSE TAPERED BORE
***EE655271DGW**	**685.800** 27.0000	**168.275** 6.6250	**3.3** .13	**-** -							655346CD : GROOVE IN OD CENTER HOLES IN OD CENTER
EE655271DW	**685.800** 27.0000	**168.275** 6.6250	**3.3** .13	**-** -							655346D : GROOVE IN OD CENTER HOLES IN OD CENTER
***EE655271DWA**	**685.800** 27.0000	**209.550** 8.2500	**3.3** .13	**-** -							
***EE655272DWA**	**685.800** 27.0000	**220.662** 8.6875	**3.3** .13	**-** -							655346DC : HOLES IN OD CENTER
660000 Series											662300D: NO SMALL RIB
***662300D**	**584.200** 23.0000	**215.900** 8.5000	**3.3** .13	**-** -	**663550**	**901.700** 35.5000	**107.950** 4.2500	**9.7** .38	**87.41 kg** 192.75 lb	**270.668** 10.6562	663551D : GROOVE IN OD CENTER HOLES IN OD CENTER
EE662303	**584.200** 23.0000	**139.700** 5.5000	**8.0** .31	**-** -	**663550**	**901.700** 35.5000	**107.950** 4.2500	**9.7** .38	**87.41 kg** 192.75 lb	**150.021** 5.9063	663551DC : HOLES IN OD CENTER
EE662303V	**584.200** 23.0000	**139.700** 5.5000	**8.0** .31	**-** -	***663551DC**	**901.700** 35.5000	**214.312** 8.4375	**1.5** .06	**176.42 kg** 389.01 lb	**298.455** 11.7502	
					***663551D**	**901.700** 35.5000	**214.312** 8.4375	**1.5** .06	**176.42 kg** 389.01 lb	**298.455** 11.7502	
LL660700 Series											
LL660749A	**338.138** 13.3125	**33.338** 1.3125	**3.3** .13	**5.15 kg** 11.35 lb	**LL660711**	**403.225** 15.8750	**26.988** 1.0625	**3.3** .13	**2.57 kg** 5.66 lb	**33.338** 1.3125	
665000 Series											EE665231D: SHOULDER ON ID LEFTSIDE
***EE665231D**	**584.200** 23.0000	**254.000** 10.0000	**3.3** .13	**-** -	**665355**	**901.700** 35.5000	**107.950** 4.2500	**9.7** .38	**87.44 kg** 192.80 lb	**270.668** 10.6562	
LM665900 Series											LM665949DGW: GROOVE IN ID
LM665949	**385.762** 15.1875	**82.550** 3.2500	**6.4** .25	**30.97 kg** 68.29 lb	**LM665910**	**514.350** 20.2500	**63.500** 2.5000	**3.3** .13	**14.22 kg** 31.36 lb	**82.550** 3.2500	LM665910CD : GROOVE IN OD CENTER HOLES IN OD CENTER
LM665949A	**385.762** 15.1875	**82.550** 3.2500	**15.0** .59	**30.07 kg** 66.31 lb	***LM665910CD**	**514.350** 20.2500	**139.700** 5.5000	**1.5** .06	**31.09 kg** 68.56 lb	**177.800** 7.0000	

¨These Maximum Fillet Radii will be cleared by the Cone or Cup Radii.
†Bore or O.D. shown are maximum dimensions. *See Remarks Column.

LM665900 SERIES CONTINUED ON NEXT PAGE

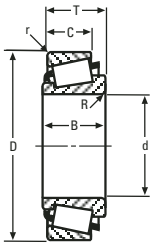

SINGLE ROW

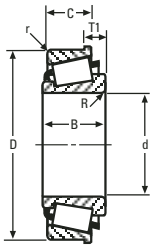

SINGLE ROW WITH FLANGE

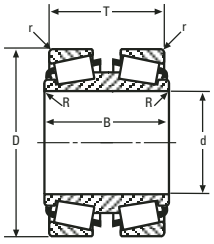

DOUBLE CONE

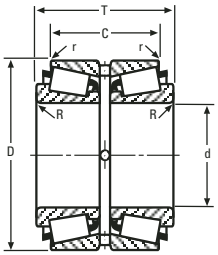

DOUBLE CUP

CONE Number	CONE BORE d	CONE WIDTH B	Max Shaft Fillet Radii R ¨	Weight	CUP Number	CUP OUTSIDE DIA D	CUP WIDTH C	Max Hs'ng Fillet Radii r ¨	Weight	BEARING WIDTH T	Remarks
LM665900 Series (cont)											
***LM665949DGW**	**385.762** 15.1875	**152.400** 6.0000	**3.3** .13	**72.99 kg** 160.93 lb	**LM665910**	**514.350** 20.2500	**63.500** 2.5000	**3.3** .13	**14.22 kg** 31.36 lb	**152.400** 6.0000	
LM665949DW	**385.762** 15.1875	**152.400** 6.0000	**3.3** .13	**73.07 kg** 161.13 lb							
LM667700 Series											LM667745DGW : ASYMMETRICAL BEARING EXTENDED SMALL RIB GROOVE IN ID SHOULDER ON ID LEFTSIDE
***LM667745DGW**	**406.400** 16.0000	**144.462** 5.6875	**1.5** .06	**72.36 kg** 159.54 lb	***LM667714W**	**546.100** 21.5000	**56.129** 2.2098	**5.0** .20	**13.80 kg** 30.44 lb	**138.483** 5.4521	
					***LM667714X**	**546.100** 21.5000	**60.109** 2.3665	**-** -	**14.52 kg** 32.02 lb	**146.444** 5.7655	LM667714W : SLOTS IN BACKFACE LM667714X : SHOULDER ON OD BACKFACE
M667900 Series											M667946DW: SHOULDER ON OD RIGHTFACE
M667935	**387.248** 15.2460	**87.312** 3.4375	**6.4** .25	**-** -	**M667910**	**546.100** 21.5000	**66.675** 2.6250	**6.4** .25	**16.55 kg** 36.50 lb	**87.312** 3.4375	M667947ADW: HOLES IN OD CENTER
M667944	**406.400** 16.0000	**87.312** 3.4375	**6.4** .25	**-** -	***M667910D**	**546.100** 21.5000	**144.462** 5.6875	**1.5** .06	**38.02 kg** 83.83 lb	**185.737** 7.3125	M667947DA: HOLES IN OD CENTER
M667947	**409.575** 16.1250	**87.312** 3.4375	**6.4** .25	**-** -	**M667910XD**	**546.100** 21.5000	**144.462** 5.6875	**1.5** .06	**37.85 kg** 83.46 lb	**185.737** 7.3125	M667947DGW: GROOVE IN ID
M667948	**409.575** 16.1250	**87.312** 3.4375	**6.4** .25	**36.70 kg** 80.93 lb	**M667911**	**546.100** 21.5000	**68.262** 2.6875	**6.4** .25	**16.76 kg** 36.95 lb	**87.313** 3.4375	M667948H: GROOVE IN OD FRONTFACE NO SMALL RIB SHOULDER ON OD FRONTFACE
***M667948H**	**409.575** 16.1250	**87.312** 3.4375	**6.4** .25	**-** -	***M667911D**	**546.100** 21.5000	**147.638** 5.8125	**1.5** .06	**38.45 kg** 84.78 lb	**185.738** 7.3125	
					***M667911DC**	**546.100** 21.5000	**147.638** 5.8125	**1.5** .06	**40.09 kg** 88.40 lb	**185.738** 7.3125	M667910D : GROOVE IN OD CENTER HOLES IN OD CENTER
					***M667911DXX**	**546.100** 21.5000	**147.638** 5.8125	**1.5** .06	**38.45 kg** 84.78 lb	**185.738** 7.3125	
					M667911XX	**546.100** 21.5000	**68.262** 2.6875	**6.4** .25	**16.76 kg** 36.95 lb	**87.313** 3.4375	M667911D : GROOVE IN OD CENTER HOLES IN OD CENTER M667911DC : HOLES IN OD CENTER
M667944DW	**406.400** 16.0000	**161.925** 6.3750	**1.5** .06	**-** -	**M667910**	**546.100** 21.5000	**66.675** 2.6250	**6.4** .25	**16.55 kg** 36.50 lb	**161.925** 6.3750	M667911DXX : GROOVE IN OD CENTER HOLES IN OD CENTER
***M667946DW**	**409.575** 16.1250	**161.925** 6.3750	**5.0** .20	**-** -	**M667911**	**546.100** 21.5000	**68.262** 2.6875	**6.4** .25	**16.76 kg** 36.95 lb	**161.925** 6.3750	
***M667947ADW**	**409.575** 16.1250	**161.925** 6.3750	**1.5** .06	**84.51 kg** 186.33 lb	**M667911XX**	**546.100** 21.5000	**68.262** 2.6875	**6.4** .25	**16.76 kg** 36.95 lb	**161.925** 6.3750	
M667947D	**409.575** 16.1250	**161.925** 6.3750	**1.5** .06	**85.19 kg** 187.85 lb							
***M667947DA**	**409.575** 16.1250	**161.925** 6.3750	**1.5** .06	**85.19 kg** 187.85 lb							
***M667947DGW**	**409.575** 16.1250	**161.925** 6.3750	**1.5** .06	**84.78 kg** 186.93 lb							
M667947DW	**409.575** 16.1250	**161.925** 6.3750	**1.5** .06	**84.85 kg** 187.09 lb							
M667949D	**409.575** 16.1250	**161.925** 6.3750	**1.5** .06	**-** -							
M667949DXX	**409.575** 16.1250	**161.925** 6.3750	**1.5** .06	**-** -							
LL669800 Series											
LL669849	**444.500** 17.5000	**34.925** 1.3750	**3.5** .14	**14.80 kg** 32.64 lb	**LL669810XD**	**517.525** 20.3750	**53.975** 2.1250	**1.5** .06	**8.31 kg** 18.32 lb	**73.025** 2.8750	
670000 Series											671800: NO SMALL RIB SHOULDER ON OD FRONTFACE
EE671798D	**457.073** 17.9950	**196.850** 7.7500	**1.5** .06	**-** -	**672873**	**730.148** 28.7460	**82.550** 3.2500	**6.4** .25	**50.64 kg** 111.65 lb	**203.203** 8.0001	672875D : GROOVE IN OD CENTER HOLES IN OD CENTER
***671800**	**457.200** 18.0000	**114.300** 4.5000	**9.7** .38	**-** -	**672873**	**730.148** 28.7460	**82.550** 3.2500	**6.4** .25	**50.64 kg** 111.65 lb	**120.650** 4.7500	
EE671801	**457.200** 18.0000	**114.300** 4.5000	**9.7** .38	**-** -	***672875D**	**730.148** 28.7460	**177.800** 7.0000	**1.5** .06	**109.23 kg** 240.85 lb	**254.000** 10.0000	
L670800 Series											L670847DGW: ASYMMETRICAL BEARING GROOVE IN ID SHOULDER ON ID RIGHTSIDE
***L670847DGW**	**457.200** 18.0000	**138.112** 5.4375	**1.5** .06	**-** -	***L670814X**	**596.900** 23.5000	**57.183** 2.2513	**2.0** .08	**13.01 kg** 28.69 lb	**142.052** 5.5926	
					***L670814W**	**596.900** 23.5000	**52.342** 2.0607	**6.4** .25	**12.73 kg** 28.08 lb	**132.370** 5.2114	L670814W : CHAMFER ON BACKFACE OD CHAMFER ON FRONTFACE OD SLOTS IN BACKFACE L670814X : CHAMFER ON BACKFACE OD CHAMFER ON FRONTFACE OD SHOULDER ON OD BACKFACE

LM671600 SERIES CONTINUED ON NEXT PAGE

¨These Maximum Fillet Radii will be cleared by the Cone or Cup Radii.
†Bore or O.D. shown are maximum dimensions. *See Remarks Column.

CONE Number	CONE BORE d	CONE WIDTH B	Max Shaft Fillet Radii R ¨	Weight	CUP Number	CUP OUTSIDE DIA D	CUP WIDTH C	Max Hs'ng Fillet Radii r ¨	Weight	BEARING WIDTH T	Remarks
LM671600 Series											LM671649TD: REVERSE TAPERED BORE
LM671644	**463.550** 18.2500	**96.838** 3.8125	**6.4** .25	**55.35 kg** 122.05 lb	**LM671610**	**622.300** 24.5000	**79.375** 3.1250	**6.4** .25	**26.83 kg** 59.15 lb	**101.206** 3.9845	
***LM671649TD**	**469.900** 18.5000	**254.000** 10.0000	**3.3** .13	**-** -	**LM671610**	**622.300** 24.5000	**79.375** 3.1250	**6.4** .25	**26.83 kg** 59.15 lb	**254.000** 10.0000	
LM672100 Series											LM672148DGW: ASYMMETRICAL BEARING GROOVE IN ID SHOULDER ON ID RIGHTSIDE SLOTS IN LEFTFACE
***LM672148DGW**	**482.600** 19.0000	**203.200** 8.0000	**.8** .03	**92.80 kg** 204.63 lb	***LM672110**	**615.950** 24.2500	**55.298** 2.1771	**1.0** .04	**11.24 kg** 24.79 lb	**135.250** 5.3248	
***LM672149DGW**	**482.600** 19.0000	**165.100** 6.5000	**.8** .03	**86.19 kg** 190.05 lb	***LM672111**	**615.950** 24.2500	**80.711** 3.1776	**6.4** .25	**18.86 kg** 41.58 lb	**186.075** 7.3258	LM672149DGW: ASYMMETRICAL BEARING GROOVE IN ID SHOULDER ON ID RIGHTSIDE SLOTS IN LEFTFACE LM672110 : SHOULDER ON OD BACKFACE LM672111 : GROOVE IN OD CENTER SHOULDER ON ID BACKFACE
XR678000 Series	SEE CROSSED ROLLER BEARING SECTION										
680000 Series											680270-B : FLANGE ON OD FRONTFACE, BEARING WIDTH IS T1 DIMENSION
680235	**596.900** 23.5000	**31.750** 1.2500	**3.5** .14	**10.98 kg** 24.22 lb	***680270-B**	**685.800** 27.0000	**25.400** 1.0000	**3.3** .13	**6.20 kg** 13.68 lb	**13.492** .5312	
					680270	**685.800** 27.0000	**25.400** 1.0000	**3.3** .13	**5.77 kg** 12.73 lb	**31.750** 1.2500	
LL686900 Series											LL686910D : GROOVE IN OD CENTER HOLES IN OD CENTER
LL686947	**914.400** 36.0000	**63.500** 2.5000	**6.4** .25	**-** -	***LL686910DC**	**1066.800** 42.0000	**101.600** 4.0000	**3.3** .13	**56.74 kg** 125.11 lb	**139.700** 5.5000	
					***LL686910D**	**1066.800** 42.0000	**101.600** 4.0000	**3.3** .13	**58.10 kg** 128.10 lb	**139.700** 5.5000	LL686910DC : HOLES IN OD CENTER
L687600 Series											L687617X : CHAMFER ON BACKFACE OD HOLES IN FRONTFACE SHOULDER ON OD BACKFACE
L687645	**950.000** 37.4016	**158.000** 6.2205	**6.4** .25	**-** -	***L687617X**	**1232.000** 48.5039	**130.000** 5.1181	**2.0** .08	**180.50 kg** 397.99 lb	**158.000** 6.2205	
					***L687617XA**	**1232.000** 48.5039	**130.000** 5.1181	**8.0** .31	**183.32 kg** 404.22 lb	**28.000** 1.1024	L687617XA : CHAMFER ON BACKFACE OD FLANGE ON OD FRONTFACE, BEARING WIDTH IS T1 DIMENSION SHOULDER ON OD BACKFACE
					***L687619X**	**1270.000** 50.0000	**130.000** 5.1181	**-** -	**254.37 kg** 560.88 lb	**158.000** 6.2205	L687619X : CHAMFER ON BACKFACE OD SHOULDER ON OD BACKFACE
LL687900 Series											LL687910D : GROOVE IN OD CENTER HOLES IN OD CENTER
LL687949	**977.900** 38.5000	**63.500** 2.5000	**6.4** .25	**-** -	**LL687910**	**1130.300** 44.5000	**47.625** 1.8750	**6.4** .25	**27.67 kg** 61.01 lb	**66.675** 2.6250	
					***LL687910D**	**1130.300** 44.5000	**101.600** 4.0000	**3.3** .13	**59.14 kg** 130.40 lb	**139.700** 5.5000	
690000 Series											
EE690296D	**749.300** 29.5000	**355.600** 14.0000	**6.4** .25	**-** -	**690465**	**1181.100** 46.5000	**146.050** 5.7500	**12.7** .50	**241.05 kg** 531.51 lb	**355.600** 14.0000	
XR699000 Series	SEE CROSSED ROLLER BEARING SECTION										

¨These Maximum Fillet Radii will be cleared by the Cone or Cup Radii.
†Bore or O.D. shown are maximum dimensions. *See Remarks Column.

700000 SERIES CONTINUED ON NEXT PAGE

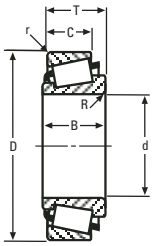

SINGLE ROW

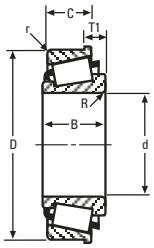

SINGLE ROW WITH FLANGE

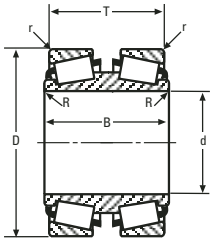

DOUBLE CONE

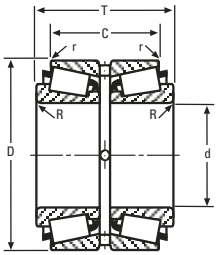

DOUBLE CUP

CONE Number	CONE BORE d	CONE WIDTH B	Max Shaft Fillet Radii R ¨	Weight	CUP Number	CUP OUTSIDE DIA D	CUP WIDTH C	Max Hs'ng Fillet Radii r ¨	Weight	BEARING WIDTH T	Remarks
700000 Series											700168D : GROOVE IN OD CENTER HOLES IN OD CENTER
EE700090D	**228.600** 9.0000	**165.100** 6.5000	**3.5** .14	**87.79 kg** 193.57 lb	**700167**	**425.450** 16.7500	**76.200** 3.0000	**6.4** .25	**21.31 kg** 46.98 lb	**177.800** 7.0000	700168DC : HOLES IN OD CENTER
EE700091	**228.600** 9.0000	**95.250** 3.7500	**7.0** .28	**36.56 kg** 80.62 lb	**700167**	**425.450** 16.7500	**76.200** 3.0000	**6.4** .25	**21.31 kg** 46.98 lb	**101.600** 4.0000	700177DS : HOLES IN OD CENTER
					***700168DC**	**425.450** 16.7500	**158.750** 6.2500	**1.5** .06	**45.66 kg** 100.69 lb	**209.550** 8.2500	
					***700168D**	**425.450** 16.7500	**158.750** 6.2500	**1.5** .06	**45.46 kg** 100.24 lb	**209.550** 8.2500	
					***700177DS**	**450.850** 17.7500	**158.750** 6.2500	**1.5** .06	**65.49 kg** 144.41 lb	**209.550** 8.2500	
LM704600 Series											JLM704649: FRONTFACE CHAMFER
***†JLM704649**	**50.000** 1.9685	**22.000** .8661	**3.5** .14	**.30 kg** .67 lb	**†JLM704610**	**84.000** 3.3071	**17.500** .6890	**1.5** .06	**.16 kg** .35 lb	**22.000** .8661	
					†JLM704611	**84.000** 3.3071	**19.500** .7677	**1.5** .06	**.19 kg** .42 lb	**23.998** .9448	
710000 Series											710800: NO SMALL RIB
***710800**	**203.200** 8.0000	**52.004** 2.0474	**7.0** .28	**-** -	**711574**	**399.928** 15.7452	**54.000** 2.1260	**3.3** .13	**10.35 kg** 22.83 lb	**72.000** 2.8347	710900: NO SMALL RIB
EE710806	**203.200** 8.0000	**61.912** 2.4375	**7.0** .28	**-** -	**711600**	**406.400** 16.0000	**39.688** 1.5625	**6.4** .25	**8.63 kg** 19.03 lb	**63.500** 2.5000	710902D: NO SMALL RIB
EE710865	**219.916** 8.6581	**61.912** 2.4375	**7.0** .28	**-** -							
***710900**	**228.600** 9.0000	**52.004** 2.0474	**7.0** .28	**-** -							
EE710905	**227.330** 8.9500	**61.912** 2.4375	**7.0** .28	**-** -							
EE710906	**228.600** 9.0000	**61.912** 2.4375	**7.0** .28	**-** -							
***710902D**	**228.600** 9.0000	**91.308** 3.5948	**3.3** .13	**-** -	**711574**	**399.928** 15.7452	**54.000** 2.1260	**3.3** .13	**10.35 kg** 22.83 lb	**131.302** 5.1694	
					711600	**406.400** 16.0000	**39.688** 1.5625	**6.4** .25	**8.63 kg** 19.03 lb	**114.300** 4.5000	
LM710900 Series											
†JLM710949C	**65.000** 2.5591	**23.000** .9055	**3.0** .12	**.52 kg** 1.14 lb	**†JLM710910**	**105.000** 4.1339	**18.500** .7283	**1.0** .04	**.23 kg** .52 lb	**24.000** .9449	
L713000 Series											L713049DA: ASYMMETRICAL BEARING
L713049	**69.850** 2.7500	**19.050** .7500	**1.5** .06	**.34 kg** .75 lb	**L713010**	**101.600** 4.0000	**15.083** .5938	**1.5** .06	**.17 kg** .38 lb	**19.050** .7500	L713049DAV: ASYMMETRICAL BEARING MADE FROM VACUUM MELT STEEL
L713049A	**69.850** 2.7500	**19.050** .7500	**1.5** .06	**.34 kg** .74 lb	**L713012**	**103.188** 4.0625	**15.083** .5938	**1.5** .06	**.20 kg** .45 lb	**19.050** .7500	
					***L713012DC**	**103.188** 4.0625	**49.215** 1.9376	**.8** .03	**.78 kg** 1.71 lb	**57.149** 2.2500	L713012DC : HOLES IN OD CENTER
					***L713012DE**	**103.188** 4.0625	**49.215** 1.9376	**.8** .03	**.73 kg** 1.60 lb	**57.149** 2.2500	L713012DE : GROOVE IN OD CENTER HOLES IN OD CENTER
					***L713012DEV**	**103.188** 4.0625	**49.215** 1.9376	**.8** .03	**.73 kg** 1.60 lb	**57.149** 2.2500	L713012DEV : GROOVE IN OD CENTER HOLES IN OD CENTER MADE FROM VACUUM MELT STEEL
					***L713012V**	**103.188** 4.0625	**15.083** .5938	**1.5** .06	**.20 kg** .45 lb	**19.050** .7500	L713012V : MADE FROM VACUUM MELT STEEL
***L713049DA**	**69.850** 2.7500	**44.450** 1.7500	**1.5** .06	**.95 kg** 2.09 lb	**L713010**	**101.600** 4.0000	**15.083** .5938	**1.5** .06	**.17 kg** .38 lb	**38.100** 1.5000	
***L713049DAV**	**69.850** 2.7500	**44.450** 1.7500	**1.5** .06	**.95 kg** 2.10 lb	**L713012**	**103.188** 4.0625	**15.083** .5938	**1.5** .06	**.20 kg** .45 lb	**38.100** 1.5000	
					***L713012V**	**103.188** 4.0625	**15.083** .5938	**1.5** .06	**.20 kg** .45 lb	**38.100** 1.5000	
LL713100 Series											
LL713149	**69.850** 2.7500	**16.000** .6299	**1.5** .06	**.25 kg** .55 lb	**LL713110**	**99.217** 3.9062	**13.000** .5118	**1.5** .06	**.13 kg** .30 lb	**17.000** .6693	

LM714100 SERIES CONTINUED ON NEXT PAGE

¨These Maximum Fillet Radii will be cleared by the Cone or Cup Radii.
†Bore or O.D. shown are maximum dimensions. *See Remarks Column.

CONE Number	CONE BORE d	CONE WIDTH B	Max Shaft Fillet Radii R ¨	Weight	CUP Number	CUP OUTSIDE DIA D	CUP WIDTH C	Max Hs'ng Fillet Radii r ¨	Weight	BEARING WIDTH T	Remarks
LM714100 Series											JLM714149A: FRONTFACE CHAMFER
†JLM714149	**75.000** 2.9528	**25.000** .9843	**3.0** .12	**.61 kg** 1.34 lb	**†JLM714110**	**115.000** 4.5276	**19.000** .7480	**2.5** .10	**.27 kg** .58 lb	**25.000** .9843	
***†JLM714149A**	**75.000** 2.9528	**25.000** .9843	**5.0** .20	**.61 kg** 1.34 lb							
M714200 Series											
†JM714249	**75.000** 2.9528	**29.500** 1.1614	**3.0** .12	**.88 kg** 1.93 lb	**†JM714210**	**120.000** 4.7244	**25.000** .9843	**2.5** .10	**.42 kg** .94 lb	**31.000** 1.2205	
†JM714249A	**75.000** 2.9528	**29.500** 1.1614	**6.0** .24	**.85 kg** 1.87 lb	**†JM714210A**	**120.000** 4.7244	**25.000** .9843	**1.0** .04	**.44 kg** .96 lb	**31.000** 1.2205	
LL714600 Series											LL714610D : GROOVE IN OD CENTER HOLES IN OD CENTER
LL714649	**76.200** 3.0000	**13.495** .5313	**1.5** .06	**.23 kg** .51 lb	**LL714610**	**105.570** 4.1563	**9.525** .3750	**1.5** .06	**.10 kg** .21 lb	**13.495** .5313	
					***LL714610D**	**105.570** 4.1563	**23.810** .9374	**.8** .03	**.23 kg** .51 lb	**31.750** 1.2500	
H715300 Series											H715332: FRONTFACE CHAMFER
***H715332**	**60.325** 2.3750	**46.038** 1.8125	**3.5** .14	**2.57 kg** 5.66 lb	**H715310**	**139.700** 5.5000	**36.512** 1.4375	**3.3** .13	**1.14 kg** 2.52 lb	**46.038** 1.8125	H715334: FRONTFACE CHAMFER
***H715334**	**61.912** 2.4375	**46.038** 1.8125	**3.5** .14	**2.51 kg** 5.54 lb	***H715310-B**	**139.700** 5.5000	**36.512** 1.4375	**3.3** .13	**1.33 kg** 2.94 lb	**17.462** .6875	H715336: FRONTFACE CHAMFER
***H715336**	**63.500** 2.5000	**46.038** 1.8125	**3.5** .14	**2.46 kg** 5.41 lb	**H715311**	**136.525** 5.3750	**36.512** 1.4375	**3.3** .13	**.96 kg** 2.12 lb	**46.038** 1.8125	H715340: FRONTFACE CHAMFER
***H715340**	**65.088** 2.5625	**46.038** 1.8125	**3.5** .14	**2.40 kg** 5.29 lb	**H715311A**	**136.525** 5.3750	**36.512** 1.4375	**.8** .03	**.96 kg** 2.13 lb	**46.038** 1.8125	H715341: FRONTFACE CHAMFER
***H715341**	**66.675** 2.6250	**46.038** 1.8125	**3.5** .14	**2.34 kg** 5.16 lb	**H715311P**	**136.525** 5.3750	**36.512** 1.4375	**3.3** .13	**.95 kg** 2.09 lb	**46.038** 1.8125	H715341A: FRONTFACE CHAMFER
***H715341A**	**66.675** 2.6250	**46.038** 1.8125	**7.0** .28	**2.32 kg** 5.13 lb	***H715311W**	**136.525** 5.3750	**39.688** 1.5625	**3.3** .13	**1.06 kg** 2.34 lb	**49.213** 1.9375	H715343: FRONTFACE CHAMFER
***H715343**	**68.262** 2.6875	**46.038** 1.8125	**3.5** .14	**2.28 kg** 5.02 lb	***H715311XX**	**136.525** 5.3750	**36.512** 1.4375	**3.3** .13	**.95 kg** 2.09 lb	**46.038** 1.8125	H715344: FRONTFACE CHAMFER
***H715344**	**69.850** 2.7500	**46.038** 1.8125	**3.5** .14	**2.22 kg** 4.89 lb	***H715313W**	**136.525** 5.3750	**39.688** 1.5625	**3.3** .13	**1.06 kg** 2.34 lb	**49.213** 1.9375	H715345: FRONTFACE CHAMFER
***H715345**	**71.438** 2.8125	**46.038** 1.8125	**3.5** .14	**2.16 kg** 4.75 lb							H715345XX: MADE FROM VACUUM MELT STEEL
H715345P	**71.438** 2.8125	**46.038** 1.8125	**3.5** .14	**2.16 kg** 4.75 lb							H715346: FRONTFACE CHAMFER
***H715345XX**	**71.438** 2.8125	**46.038** 1.8125	**3.5** .14	**2.15 kg** 4.73 lb							H715346XX: MADE FROM VACUUM MELT STEEL
***H715346**	**76.200** 3.0000	**46.038** 1.8125	**3.5** .14	**1.96 kg** 4.31 lb							H715347: FRONTFACE CHAMFER
H715346P	**76.200** 3.0000	**46.038** 1.8125	**3.5** .14	**1.96 kg** 4.31 lb							H715348: FRONTFACE CHAMFER
***H715346XX**	**76.200** 3.0000	**46.038** 1.8125	**3.5** .14	**1.95 kg** 4.30 lb							H715348P: FRONTFACE CHAMFER
***H715347**	**69.987** 2.7554	**46.038** 1.8125	**3.5** .14	**2.21 kg** 4.87 lb							H715310-B : FLANGE ON OD FRONTFACE, BEARING WIDTH IS T1 DIMENSION
***H715348**	**77.788** 3.0625	**46.038** 1.8125	**3.5** .14	**1.88 kg** 4.15 lb							H715311W : KEYWAY BACKFACE
***H715348P**	**77.788** 3.0625	**46.038** 1.8125	**3.5** .14	**1.88 kg** 4.14 lb							H715311XX : MADE FROM VACUUM MELT STEEL H715313W : KEYWAY BACKFACE
LM716400 Series											
LM716446	**79.974** 3.1486	**26.988** 1.0625	**3.5** .14	**.89 kg** 1.96 lb	**LM716411**	**129.974** 5.1171	**20.638** .8125	**1.5** .06	**.41 kg** .91 lb	**26.987** 1.0625	
LM716449	**82.550** 3.2500	**26.988** 1.0625	**3.5** .14	**.82 kg** 1.80 lb	**LM716412**	**130.175** 5.1250	**20.638** .8125	**1.5** .06	**.42 kg** .92 lb	**26.987** 1.0625	
M716600 Series											JM716610-B : FLANGE ON OD FRONTFACE, BEARING WIDTH IS T1 DIMENSION
†JM716648	**85.000** 3.3465	**29.000** 1.1417	**6.0** .24	**.87 kg** 1.92 lb	***†JM716610-B**	**130.000** 5.1181	**24.000** .9449	**2.5** .10	**.49 kg** 1.08 lb	**11.557** .4550	
†JM716649	**85.000** 3.3465	**29.000** 1.1417	**3.0** .12	**.90 kg** 1.99 lb	**†JM716610**	**130.000** 5.1181	**24.000** .9449	**2.5** .10	**.45 kg** 1.00 lb	**30.000** 1.1811	
					†JM716615	**135.000** 5.3150	**27.000** 1.0630	**2.5** .10	**.78 kg** 1.72 lb	**33.000** 1.2992	

¨These Maximum Fillet Radii will be cleared by the Cone or Cup Radii.
†Bore or O.D. shown are maximum dimensions. *See Remarks Column.

717000 SERIES CONTINUED ON NEXT PAGE

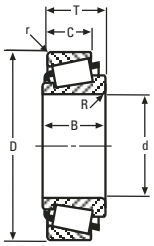

SINGLE ROW

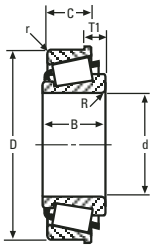

SINGLE ROW WITH FLANGE

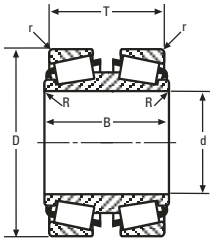

DOUBLE CONE

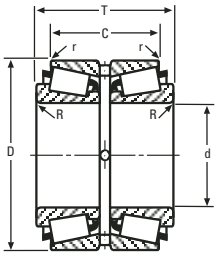

DOUBLE CUP

CONE Number	CONE BORE d	CONE WIDTH B	Max Shaft Fillet Radii R ¨	Weight	CUP Number	CUP OUTSIDE DIA D	CUP WIDTH C	Max Hs'ng Fillet Radii r ¨	Weight	BEARING WIDTH T	Remarks
717000 Series											717967: SPECIAL BACKFACE CHAMFER
EE717065	**165.100**	**92.075**	**3.3**	**24.79 kg**	**717132**	**336.550**	**65.088**	**6.4**	**10.90 kg**	**88.900**	
	6.5000	3.6250	.13	54.67 lb		13.2500	2.5625	.25	24.04 lb	3.5000	
***717967**	**165.100**	**87.312**	**12.7**	**22.84 kg**							
	6.5000	3.4375	.50	50.37 lb							
M718100 Series											
†JM718149	**90.000**	**34.000**	**3.0**	**1.49 kg**	**†JM718110**	**140.000**	**27.000**	**2.5**	**.65 kg**	**35.000**	
	3.5433	1.3386	.12	3.29 lb		5.7087	1.0630	.10	1.43 lb	1.3780	
†JM718149A	**90.000**	**34.000**	**6.0**	**1.48 kg**							
	3.5433	1.3386	.24	3.26 lb							
LM718900 Series											
LM718947	**91.973**	**30.000**	**3.5**	**1.15 kg**	**LM718910**	**142.875**	**22.000**	**3.3**	**.48 kg**	**30.000**	
	3.6210	1.1811	.14	2.53 lb		5.6250	.8661	.13	1.07 lb	1.1811	
M719100 Series											
†JM719149	**95.000**	**34.000**	**3.0**	**1.41 kg**	**†JM719113**	**150.000**	**27.000**	**2.5**	**.76 kg**	**35.000**	
	3.7402	1.3386	.12	3.10 lb		5.9055	1.0630	.10	1.68 lb	1.3780	
720000 Series											
EE720125	**317.500**	**136.525**	**19.8**	**-**	**720236**	**596.900**	**98.425**	**6.4**	**51.83 kg**	**136.525**	
	12.5000	5.3750	.78	-		23.5000	3.8750	.25	114.29 lb	5.3750	
EE720128	**325.438**	**136.525**	**6.4**	**-**							
	12.8125	5.3750	.25	-							
HM720200 Series											
†JHM720249	**100.000**	**40.000**	**3.0**	**2.04 kg**	**†JHM720210**	**160.000**	**32.000**	**2.5**	**.96 kg**	**41.000**	
	3.9370	1.5748	.12	4.49 lb		6.2992	1.2598	.10	2.12 lb	1.6142	
†JHM720249P	**100.000**	**40.000**	**3.0**	**2.07 kg**	**†JHM720210P**	**160.000**	**32.000**	**2.5**	**.97 kg**	**41.000**	
	3.9370	1.5748	.12	4.56 lb		6.2992	1.2598	.10	2.15 lb	1.6142	
M720200 Series											JM720249: SPECIAL BACKFACE RADIUS
***†JM720249**	**100.000**	**35.000**	**3.0**	**1.61 kg**	***†JM720210**	**155.000**	**28.000**	**2.5**	**.76 kg**	**36.000**	
	3.9370	1.3780	.12	3.55 lb		6.1024	1.1024	.10	1.68 lb	1.4173	JM720210 : SPECIAL RADIUS ON BACKFACE OD SPECIAL RADIUS ON FRONTFACE OD
LM720600 Series											
LM720646	**99.974**	**25.400**	**1.5**	**.95 kg**	**LM720610**	**146.050**	**19.050**	**1.5**	**.39 kg**	**25.400**	
	3.9360	1.0000	.06	2.10 lb		5.7500	.7500	.06	.85 lb	1.0000	
LM720648	**101.600**	**25.400**	**1.5**	**.90 kg**	**LM720611**	**144.976**	**19.050**	**1.5**	**.35 kg**	**25.400**	
	4.0000	1.0000	.06	1.99 lb		5.7077	.7500	.06	.77 lb	1.0000	
721000 Series											EE721092D: GROOVE IN ID CENTER HOLES IN OD CENTER INVERTED BEARING
***EE721092D**	**228.600**	**215.900**	**6.4**	**-**	***721162**	**406.400**	**66.675**	**.3**	**14.78 kg**	**160.338**	
	9.0000	8.5000	.25	-		16.0000	2.6250	.01	32.58 lb	6.3125	721162 : BROKEN CORNER ON BACKFACE OD SHOULDER ON OD BACKFACE
722000 Series											722186CD : GROOVE IN OD CENTER HOLES IN OD CENTER
EE722110	**279.400**	**93.662**	**9.7**	**38.82 kg**	**722185**	**469.900**	**69.850**	**3.3**	**20.67 kg**	**95.250**	
	11.0000	3.6875	.38	85.60 lb		18.5000	2.7500	.13	45.58 lb	3.7500	
EE722115	**292.100**	**93.662**	**9.7**	**34.63 kg**	***722186CD**	**469.900**	**149.225**	**1.5**	**41.79 kg**	**200.025**	
	11.5000	3.6875	.38	76.35 lb		18.5000	5.8750	.06	92.16 lb	7.8750	
EE722111D	**279.400**	**166.688**	**6.4**	**89.90 kg**	**722185**	**469.900**	**69.850**	**3.3**	**20.67 kg**	**169.862**	
	11.0000	6.5625	.25	198.23 lb		18.5000	2.7500	.13	45.58 lb	6.6875	
EE722112D	**279.400**	**184.150**	**9.7**	**97.85 kg**	EE722112D may be paired with all single cups corresponding to EE722111D and will require 20.638 mm (.8125 in) to be added to the T-width values.						
	11.0000	7.2500	.38	215.77 lb							
LM722900 Series											JLM722947: HOLES IN BACKFACE TO UNDERCUT
***†JLM722947**	**115.000**	**27.000**	**2.5**	**1.11 kg**	**LM722910**	**161.925**	**20.638**	**3.3**	**.49 kg**	**27.783**	
	4.5276	1.0630	.10	2.46 lb		6.3750	.8125	.13	1.07 lb	1.0938	JLM722912-B : FLANGE ON OD FRONTFACE, BEARING WIDTH IS T1 DIMENSION
†JLM722948	**115.000**	**27.000**	**3.3**	**1.11 kg**	***†JLM722912-B**	**165.000**	**21.000**	**3.0**	**.72 kg**	**12.500**	
	4.5276	1.0630	.13	2.46 lb		6.4961	.8268	.12	1.59 lb	.4921	
LM722949	**114.300**	**27.000**	**3.3**	**1.13 kg**	**†JLM722912**	**165.000**	**21.000**	**3.0**	**.64 kg**	**28.000**	
	4.5000	1.0630	.13	2.49 lb		6.4961	.8268	.12	1.41 lb	1.1024	
724000 Series											724196CD : GROOVE IN OD CENTER HOLES IN OD CENTER
EE724119	**304.800**	**92.075**	**16.0**	**-**	**724191**	**488.950**	**63.500**	**3.3**	**17.54 kg**	**92.075**	
	12.0000	3.6250	.63	-		19.2500	2.5000	.13	38.68 lb	3.6250	

724000 SERIES CONTINUED ON NEXT PAGE

¨These Maximum Fillet Radii will be cleared by the Cone or Cup Radii.
†Bore or O.D. shown are maximum dimensions. *See Remarks Column.

CONE Number	CONE BORE d	CONE WIDTH B	Max Shaft Fillet Radii R ¨	Weight	CUP Number	CUP OUTSIDE DIA D	CUP WIDTH C	Max Hs'ng Fillet Radii r ¨	Weight	BEARING WIDTH T	Remarks
724000 Series (cont)											
EE724120	**304.800** 12.0000	**92.075** 3.6250	**16.0** .63	**41.41 kg** 91.31 lb	**724195**	**495.300** 19.5000	**69.850** 2.7500	**6.4** .25	**21.91 kg** 48.32 lb	**95.250** 3.7500	
					***724196CD**	**495.300** 19.5000	**146.050** 5.7500	**1.5** .06	**44.62 kg** 98.38 lb	**196.850** 7.7500	
EE724121D	**304.800** 12.0000	**165.100** 6.5000	**3.3** .13	**95.34 kg** 210.23 lb	**724191**	**488.950** 19.2500	**63.500** 2.5000	**3.3** .13	**17.54 kg** 38.68 lb	**165.100** 6.5000	
					724195	**495.300** 19.5000	**69.850** 2.7500	**6.4** .25	**21.91 kg** 48.32 lb	**171.450** 6.7500	
L724300 Series											JL724314-B : FLANGE ON OD FRONTFACE, BEARING WIDTH IS T1 DIMENSION
†JL724346	**115.000** 4.5276	**25.400** 1.0000	**3.3** .13	**1.31 kg** 2.90 lb	**L724310**	**166.688** 6.5625	**19.050** .7500	**3.3** .13	**.45 kg** .98 lb	**25.400** 1.0000	
†JL724348	**120.000** 4.7244	**25.400** 1.0000	**3.3** .13	**1.10 kg** 2.43 lb	***†JL724314-B**	**170.000** 6.6929	**19.050** .7500	**3.3** .13	**.65 kg** 1.44 lb	**11.351** .4469	
L724349	**120.650** 4.7500	**25.400** 1.0000	**3.3** .13	**1.10 kg** 2.42 lb	**†JL724314**	**170.000** 6.6929	**19.050** .7500	**3.3** .13	**.58 kg** 1.27 lb	**25.400** 1.0000	
L725300 Series											L725349V: MADE FROM VACUUM MELT STEEL
†JL725346	**125.000** 4.9213	**25.400** 1.0000	**3.3** .13	**1.14 kg** 2.50 lb	***L725311V**	**171.450** 6.7500	**18.288** .7200	**3.3** .13	**.44 kg** .96 lb	**25.400** 1.0000	L725311V : MADE FROM VACUUM MELT STEEL
L725349	**127.000** 5.0000	**25.400** 1.0000	**3.3** .13	**1.07 kg** 2.36 lb	**L725311**	**171.450** 6.7500	**18.288** .7200	**3.3** .13	**.44 kg** .96 lb	**25.400** 1.0000	SPECIAL RADIUS ON BACKFACE OD
***L725349V**	**127.000** 5.0000	**25.400** 1.0000	**3.3** .13	**1.07 kg** 2.36 lb	**†JL725316**	**175.000** 6.8898	**18.288** .7200	**3.3** .13	**.56 kg** 1.24 lb	**25.400** 1.0000	SPECIAL RADIUS ON FRONTFACE OD
726000 Series											EE726182TD: TAPERED BORE
***EE726182TD**	**457.200** 18.0000	**330.200** 13.0000	**6.4** .25	**-** -	**726287**	**730.148** 28.7460	**114.300** 4.5000	**6.4** .25	**68.00 kg** 149.94 lb	**330.200** 13.0000	
L730600 Series											JL730612-B : FLANGE ON OD FRONTFACE, BEARING WIDTH IS T1 DIMENSION
†JL730646	**150.000** 5.9055	**28.575** 1.1250	**3.3** .13	**1.88 kg** 4.14 lb	**L730610**	**203.200** 8.0000	**21.438** .8440	**3.3** .13	**.69 kg** 1.53 lb	**28.575** 1.1250	
L730649	**152.400** 6.0000	**28.575** 1.1250	**3.3** .13	**1.74 kg** 3.84 lb	***†JL730612-B**	**205.000** 8.0709	**21.438** .8440	**3.3** .13	**.88 kg** 1.94 lb	**12.000** .4724	
					†JL730612	**205.000** 8.0709	**21.438** .8440	**3.3** .13	**.82 kg** 1.81 lb	**28.575** 1.1250	
731000 Series											EE731295D: HOLES IN OD CENTER
***EE731295D**	**749.300** 29.5000	**328.612** 12.9375	**6.4** .25	**-** -	**731437**	**1110.000** 43.7008	**127.000** 5.0000	**9.7** .38	**136.69 kg** 301.41 lb	**328.612** 12.9375	
EE731296D	**749.300** 29.5000	**328.612** 12.9375	**6.4** .25	**-** -	**731445**	**1130.300** 44.5000	**127.000** 5.0000	**9.7** .38	**171.76 kg** 378.72 lb	**328.612** 12.9375	
EE731300DW	**762.000** 30.0000	**328.612** 12.9375	**6.4** .25	**-** -							
HM731600 Series											HM731610D : GROOVE IN OD CENTER
HM731649	**152.400** 6.0000	**49.212** 1.9375	**3.5** .14	**-** -	***HM731610D**	**239.712** 9.4375	**84.138** 3.3125	**.8** .03	**5.32 kg** 11.73 lb	**109.537** 4.3125	HOLES IN OD CENTER
					***HM731610DC**	**239.712** 9.4375	**84.138** 3.3125	**.8** .03	**5.32 kg** 11.73 lb	**109.537** 4.3125	HM731610DC : HOLES IN OD CENTER
M734400 Series											JM734449V: MADE FROM VACUUM MELT STEEL
†JM734445	**160.000** 6.2992	**44.500** 1.7520	**3.0** .12	**5.18 kg** 11.43 lb	**†JM734410**	**240.000** 9.4488	**37.000** 1.4567	**2.5** .10	**2.00 kg** 4.40 lb	**46.000** 1.8110	JM734410V : MADE FROM VACUUM MELT STEEL
†JM734449	**170.000** 6.6929	**44.500** 1.7520	**3.0** .12	**4.28 kg** 9.44 lb	***†JM734410V**	**240.000** 9.4488	**37.000** 1.4567	**2.5** .10	**2.00 kg** 4.40 lb	**46.000** 1.8110	
†JM734449A	**170.000** 6.6929	**44.500** 1.7520	**3.0** .12	**4.29 kg** 9.45 lb	**†JM734411**	**241.000** 9.4882	**42.000** 1.6535	**2.5** .10	**2.53 kg** 5.58 lb	**50.998** 2.0078	
***†JM734449V**	**170.000** 6.6929	**44.500** 1.7520	**3.0** .12	**4.28 kg** 9.44 lb							
LL735400 Series											
LL735448	**177.800** 7.0000	**23.812** .9375	**1.5** .06	**1.13 kg** 2.49 lb	**LL735410**	**215.900** 8.5000	**15.083** .5938	**1.5** .06	**.40 kg** .89 lb	**20.638** .8125	
LL735449	**177.800** 7.0000	**20.638** .8125	**1.5** .06	**1.04 kg** 2.29 lb							
736000 Series											EE736170T: TAPERED BORE
EE736160	**406.400** 16.0000	**79.375** 3.1250	**8.0** .31	**-** -	**736237**	**609.524** 23.9970	**65.088** 2.5625	**6.4** .25	**22.46 kg** 49.52 lb	**87.312** 3.4375	736239D : GROOVE IN OD CENTER HOLES IN OD CENTER

¨These Maximum Fillet Radii will be cleared by the Cone or Cup Radii.
†Bore or O.D. shown are maximum dimensions. *See Remarks Column.

736000 SERIES CONTINUED ON NEXT PAGE

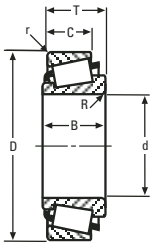

SINGLE ROW

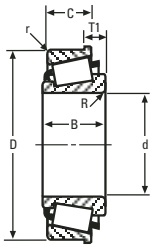

SINGLE ROW WITH FLANGE

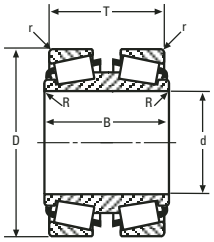

DOUBLE CONE

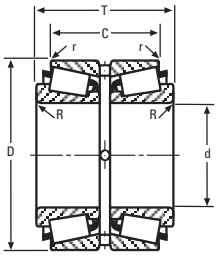

DOUBLE CUP

CONE Number	CONE BORE d	CONE WIDTH B	Max Shaft Fillet Radii R ¨	Weight	CUP Number	CUP OUTSIDE DIA D	CUP WIDTH C	Max Hs'ng Fillet Radii r ¨	Weight	BEARING WIDTH T	Remarks
736000 Series (cont)											736239DC : HOLES IN OD CENTER
***EE736170T**	**431.800** 17.0000	**79.375** 3.1250	**8.0** .31	**-** -	**736238**	**609.524** 23.9970	**60.325** 2.3750	**6.4** .25	**20.33 kg** 44.83 lb	**82.550** 3.2500	
					***736239DC**	**609.524** 23.9970	**133.350** 5.2500	**1.5** .06	**46.27 kg** 102.03 lb	**177.800** 7.0000	
					***736239D**	**609.524** 23.9970	**133.350** 5.2500	**1.5** .06	**46.27 kg** 102.03 lb	**177.800** 7.0000	
EE736173D	**432.003** 17.0080	**152.400** 6.0000	**3.5** .14	**-** -	**736237**	**609.524** 23.9970	**65.088** 2.5625	**6.4** .25	**22.46 kg** 49.52 lb	**161.925** 6.3750	
					736238	**609.524** 23.9970	**60.325** 2.3750	**6.4** .25	**20.33 kg** 44.83 lb	**152.400** 6.0000	
XR736000 Series											
SEE CROSSED ROLLER BEARING SECTION											
M736100 Series											
†JM736149	**180.000** 7.0866	**45.000** 1.7717	**3.0** .12	**4.57 kg** 10.08 lb	**†JM736110**	**250.000** 9.8425	**37.000** 1.4567	**2.5** .10	**2.10 kg** 4.62 lb	**47.000** 1.8504	
†JM736149A	**180.000** 7.0866	**45.000** 1.7717	**9.5** .37	**4.52 kg** 9.98 lb	**†JM736110RR**	**250.000** 9.8425	**37.000** 1.4567	**2.5** .10	**2.09 kg** 4.60 lb	**47.000** 1.8504	
†JM736149AA	**180.000** 7.0866	**45.000** 1.7717	**7.5** .30	**4.55 kg** 10.04 lb							
†JM736149RR	**180.000** 7.0866	**45.000** 1.7717	**3.0** .12	**4.46 kg** 9.83 lb							
737000 Series											EE737180XD: EXTENDED LARGE RIB
EE737173	**441.325** 17.3750	**85.725** 3.3750	**10.5** .41	**-** -	**737260**	**660.400** 26.0000	**62.705** 2.4687	**6.4** .25	**27.77 kg** 61.24 lb	**91.280** 3.5937	EE737181X: EXTENDED SMALL RIB
EE737181	**457.200** 18.0000	**85.725** 3.3750	**10.5** .41	**-** -	***737261DC**	**660.400** 26.0000	**138.112** 5.4375	**1.5** .06	**62.75 kg** 138.36 lb	**195.263** 7.6875	737261D : GROOVE IN OD CENTER HOLES IN OD CENTER
***EE737181X**	**457.200** 18.0000	**91.262** 3.5930	**6.4** .25	**-** -	***737261D**	**660.400** 26.0000	**138.112** 5.4375	**1.5** .06	**62.75 kg** 138.36 lb	**195.263** 7.6875	
					737262	**660.400** 26.0000	**63.500** 2.5000	**6.4** .25	**28.15 kg** 62.06 lb	**92.075** 3.6250	737261DC : HOLES IN OD CENTER
EE737179D	**457.200** 18.0000	**155.575** 6.1250	**3.3** .13	**-** -	**737260**	**660.400** 26.0000	**62.705** 2.4687	**6.4** .25	**27.77 kg** 61.24 lb	**155.573** 6.1249	
					737262	**660.400** 26.0000	**63.500** 2.5000	**6.4** .25	**28.15 kg** 62.06 lb	**157.163** 6.1875	
***EE737180XD**	**457.200** 18.0000	**163.512** 6.4375	**6.4** .25	**-** -	EE737180XD may be paired with all single cups corresponding to EE737179D and will require 7.938 mm (.3125 in) to be added to the T-width values.						
738000 Series											
EE738101D	**254.000** 10.0000	**165.100** 6.5000	**3.3** .13	**-** -	**738172**	**438.150** 17.2500	**63.500** 2.5000	**6.4** .25	**13.95 kg** 30.75 lb	**165.100** 6.5000	
EE738101DH	**254.000** 10.0000	**165.100** 6.5000	**3.3** .13	**-** -							
M738200 Series											
†JM738249	**190.000** 7.4803	**44.000** 1.7323	**3.0** .12	**4.67 kg** 10.30 lb	**†JM738210**	**260.000** 10.2362	**36.500** 1.4370	**2.5** .10	**2.20 kg** 4.84 lb	**46.000** 1.8110	
†JM738249A	**190.000** 7.4803	**44.000** 1.7323	**8.0** .31	**4.54 kg** 10.02 lb							
LM739700 Series											LM739749: SPECIAL BACKFACE RADIUS
***LM739749**	**196.850** 7.7500	**39.688** 1.5625	**3.5** .14	**3.57 kg** 7.87 lb	**LM739710**	**257.175** 10.1250	**30.162** 1.1875	**3.3** .13	**1.74 kg** 3.84 lb	**39.688** 1.5625	LM739749WE: FRONTFACE CHAMFER SLOTS IN FRONTFACE
					***LM739710CD**	**257.175** 10.1250	**66.675** 2.6250	**.8** .03	**3.90 kg** 8.59 lb	**85.725** 3.3750	
					LM739719	**266.700** 10.5000	**30.162** 1.1875	**3.3** .13	**2.64 kg** 5.82 lb	**39.688** 1.5625	LM739710CD : HOLES IN OD CENTER SPECIAL RADIUS ON LEFTFACE OD SPECIAL RADIUS ON RIGHTFACE OD
***LM739749WE**	**196.850** 7.7500	**43.023** 1.6938	**3.5** .14	**3.68 kg** 8.12 lb	**LM739710**	**257.175** 10.1250	**30.162** 1.1875	**3.3** .13	**1.74 kg** 3.84 lb	**39.688** 1.5625	
					LM739719	**266.700** 10.5000	**30.162** 1.1875	**3.3** .13	**2.64 kg** 5.82 lb	**39.688** 1.5625	

LM741300 SERIES CONTINUED ON NEXT PAGE

¨These Maximum Fillet Radii will be cleared by the Cone or Cup Radii.
†Bore or O.D. shown are maximum dimensions. *See Remarks Column.

CONE Number	CONE BORE d	CONE WIDTH B	Max Shaft Fillet Radii R ¨	Weight	CUP Number	CUP OUTSIDE DIA D	CUP WIDTH C	Max Hs'ng Fillet Radii r ¨	Weight	BEARING WIDTH T	Remarks
LM741300 Series											LM741330T: REVERSE TAPERED BORE
***LM741330T**	**196.187** 7.7239	**49.212** 1.9375	**3.3** .13	**6.77 kg** 14.92 lb	**LM741314**	**279.400** 11.0000	**34.133** 1.3438	**3.3** .13	**2.55 kg** 5.62 lb	**45.093** 1.7753	LM741346TD: REVERSE TAPERED BORE TQI/TQO (NON-INTERLOCKING)
***LM741349T**	**207.962** 8.1875	**49.212** 1.9375	**3.3** .13	**5.34 kg** 11.77 lb							
***LM741346TD**	**203.860** 8.0260	**92.075** 3.6250	**1.5** .06	**14.11 kg** 31.11 lb	**LM741314**	**279.400** 11.0000	**34.133** 1.3438	**3.3** .13	**2.55 kg** 5.62 lb	**83.835** 3.3006	LM741349T: SPECIAL BACKFACE RADIUS SPECIAL FRONTFACE RADIUS TAPERED BORE
											LM741349TE: EXTENDED LARGE RIB EXTENDED SMALL RIB SPECIAL BACKFACE RADIUS SPECIAL FRONTFACE RADIUS TAPERED BORE
***LM741349TE**	**211.072** 8.3099	**86.517** 3.4062	**spcl.** spcl.	**9.00 kg** 19.85 lb	LM741349TE may be paired with all single cups corresponding to LM741330T and will require 37.305 mm (1.4687 in) to be added to the T-width values.						
LM742700 Series											LM742730T: REVERSE TAPERED BORE
***LM742738TD**	**209.781** 8.2591	**92.075** 3.6250	**1.6** .06	**7.37 kg** 16.26 lb	**LM742710**	**285.750** 11.2500	**34.925** 1.3750	**3.3** .13	**2.38 kg** 5.25 lb	**85.420** 3.3630	LM742731T: REVERSE TAPERED BORE
***LM742746TD**	**214.973** 8.4635	**92.075** 3.6250	**1.5** .06	**7.37 kg** 16.26 lb	**LM742714**	**288.925** 11.3750	**34.925** 1.3750	**3.3** .13	**2.77 kg** 6.11 lb	**85.420** 3.3630	LM742738TD: TAPERED BORE TQI/TQO (NON-INTERLOCKING)
LM742745	**212.725** 8.3750	**46.038** 1.8125	**3.5** .14	**5.69 kg** 12.55 lb	***LM742710-B**	**285.750** 11.2500	**34.925** 1.3750	**3.3** .13	**2.64 kg** 5.83 lb	**19.050** .7500	LM742744T: TAPERED BORE
LM742748	**215.900** 8.5000	**46.038** 1.8125	**3.5** .14	**5.16 kg** 11.38 lb	**LM742710**	**285.750** 11.2500	**34.925** 1.3750	**3.3** .13	**2.38 kg** 5.25 lb	**46.037** 1.8125	LM742746TD: TAPERED BORE TQI/TQO (NON-INTERLOCKING)
LM742749	**215.900** 8.5000	**46.038** 1.8125	**3.5** .14	**5.31 kg** 11.70 lb	***LM742710CD**	**285.750** 11.2500	**76.200** 3.0000	**.8** .03	**5.24 kg** 11.55 lb	**98.424** 3.8750	LM742747: FRONTFACE CHAMFER
LM742749AA	**215.900** 8.5000	**46.038** 1.8125	**9.0** .35	**5.28 kg** 11.64 lb	**LM742714**	**288.925** 11.3750	**34.925** 1.3750	**3.3** .13	**2.77 kg** 6.11 lb	**46.037** 1.8125	LM742749T: TAPERED BORE
					***LM742714D**	**288.925** 11.3750	**76.200** 3.0000	**.8** .03	**6.06 kg** 13.36 lb	**98.424** 3.8750	LM742710-B : FLANGE ON OD FRONTFACE, BEARING WIDTH IS T1 DIMENSION
					***LM742715D**	**289.954** 11.4155	**76.200** 3.0000	**.8** .03	**6.14 kg** 13.53 lb	**98.424** 3.8750	LM742710CD : GROOVE IN OD CENTER HOLES IN OD CENTER
***LM742747**	**216.408** 8.5200	**49.212** 1.9375	**3.5** .14	**5.66 kg** 12.47 lb	***LM742710-B**	**285.750** 11.2500	**34.925** 1.3750	**3.3** .13	**2.64 kg** 5.83 lb	**19.050** .7500	LM742714D : GROOVE IN OD CENTER HOLES IN OD CENTER
LM742747A	**216.713** 8.5320	**49.212** 1.9375	**3.5** .14	**5.62 kg** 12.38 lb	**LM742710**	**285.750** 11.2500	**34.925** 1.3750	**3.3** .13	**2.38 kg** 5.25 lb	**46.037** 1.8125	LM742715D : GROOVE IN OD CENTER HOLES IN OD CENTER
					LM742714	**288.925** 11.3750	**34.925** 1.3750	**3.3** .13	**2.77 kg** 6.11 lb	**46.037** 1.8125	
***LM742730T**	**207.300** 8.1614	**49.212** 1.9375	**3.3** .13	**6.96 kg** 15.36 lb	LM742730T and grouped cones may be paired with all single cups corresponding to LM742747 and will require -.152 mm (-.0060 in) to be added to the T-width values.						
***LM742731T**	**202.110** 7.9571	**49.212** 1.9375	**3.4** .14	**7.59 kg** 16.73 lb							
***LM742744T**	**213.883** 8.4206	**49.212** 1.9375	**3.2** .12	**6.08 kg** 13.41 lb							
***LM742749T**	**219.075** 8.6250	**49.212** 1.9375	**3.0** .12	**5.45 kg** 12.03 lb							
LM742749D	**215.900** 8.5000	**85.725** 3.3750	**.8** .03	**12.59 kg** 27.76 lb	LM742749D and grouped cones may be paired with all single cups corresponding to LM742738TD and will require .305 mm (.0120 in) to be added to the T-width values.						
LM742749DW	**215.900** 8.5000	**85.725** 3.3750	**2.3** .09	**12.59 kg** 27.76 lb							
743000 Series											EE743241D: HOLES IN OD CENTER
EE743240	**609.600** 24.0000	**82.550** 3.2500	**6.4** .25	**-** -	**743320**	**812.800** 32.0000	**60.325** 2.3750	**6.4** .25	**34.94 kg** 77.03 lb	**82.550** 3.2500	743321CD : GROOVE IN OD CENTER HOLES IN OD CENTER
					***743321DC**	**812.800** 32.0000	**146.050** 5.7500	**3.3** .13	**90.74 kg** 200.08 lb	**190.500** 7.5000	
					***743321D**	**812.800** 32.0000	**146.050** 5.7500	**3.3** .13	**90.92 kg** 200.47 lb	**190.500** 7.5000	743321D : GROOVE IN OD CENTER HOLES IN OD CENTER

¨These Maximum Fillet Radii will be cleared by the Cone or Cup Radii.
†Bore or O.D. shown are maximum dimensions. *See Remarks Column.

743000 SERIES CONTINUED ON NEXT PAGE

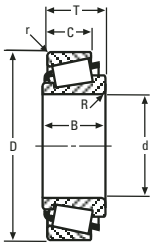

SINGLE ROW

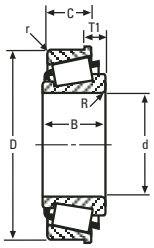

SINGLE ROW WITH FLANGE

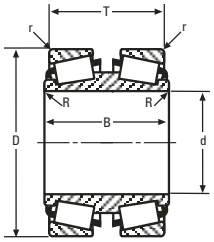

DOUBLE CONE

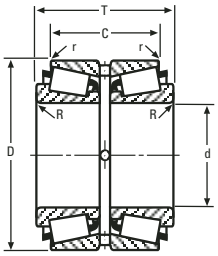

DOUBLE CUP

CONE Number	CONE BORE d	CONE WIDTH B	Max Shaft Fillet Radii R ¨	Weight	CUP Number	CUP OUTSIDE DIA D	CUP WIDTH C	Max Hs'ng Fillet Radii r ¨	Weight	BEARING WIDTH T	Remarks
743000 Series (cont)					***743321CD**	**812.800**	**146.050**	**3.3**	**85.15 kg**	**190.500**	743321DC : HOLES IN OD CENTER
						32.0000	5.7500	.13	187.77 lb	7.5000	
***EE743241D**	**609.600**	**190.500**	**3.3**	**-**	**743320**	**812.800**	**60.325**	**6.4**	**34.94 kg**	**190.500**	
	24.0000	7.5000	.13	-		32.0000	2.3750	.25	77.03 lb	7.5000	
HM743300 Series											HM743310CD : GROOVE IN OD CENTER
HM743337	**200.025**	**69.850**	**6.4**	**-**	**HM743310**	**333.375**	**52.388**	**6.4**	**6.33 kg**	**69.850**	HOLES IN OD CENTER
	7.8750	2.7500	.25	-		13.1250	2.0625	.25	13.96 lb	2.7500	
HM743345	**209.550**	**69.850**	**6.4**	**-**	***HM743310CD**	**333.375**	**114.300**	**1.5**	**13.87 kg**	**149.224**	
	8.2500	2.7500	.25	-		13.1250	4.5000	.06	30.58 lb	5.8750	
HM746600 Series											HM746646H: GROOVE IN OD FRONTFACE
HM746645	**228.600**	**69.850**	**6.4**	**-**	**HM746610**	**355.600**	**50.800**	**6.4**	**6.81 kg**	**69.850**	NO SMALL RIB
	9.0000	2.7500	.25	-		14.0000	2.0000	.25	15.02 lb	2.7500	SHOULDER ON OD FRONTFACE
HM746646	**228.600**	**69.850**	**6.4**	**-**	***HM746610CD**	**355.600**	**114.300**	**1.5**	**15.42 kg**	**152.400**	
	9.0000	2.7500	.25	-		14.0000	4.5000	.06	33.99 lb	6.0000	HM746610CD : GROOVE IN OD CENTER
***HM746646H**	**228.600**	**69.850**	**6.4**	**17.54 kg**							HOLES IN OD CENTER
	9.0000	2.7500	.25	38.68 lb							
749000 Series											EE749259DWA: ASYMMETRICAL BEARING
EE749259DW	**659.925**	**151.900**	**4.8**	**-**	**749334**	**854.923**	**59.898**	**9.7**	**33.23 kg**	**151.188**	SLOTS IN RIGHTFACE
	25.9813	5.9803	.19	-		33.6584	2.3582	.38	73.28 lb	5.9523	
***EE749259DWA**	**659.925**	**192.725**	**5.0**	**194.42 kg**	**749336**	**854.075**	**60.325**	**6.4**	**33.59 kg**	**152.414**	749335CD : GROOVE IN OD CENTER
	25.9813	7.5876	.20	428.70 lb		33.6250	2.3750	.25	74.06 lb	6.0005	HOLES IN OD CENTER
EE749260	**660.400**	**85.468**	**9.7**	**-**	**749334**	**854.923**	**59.898**	**9.7**	**33.23 kg**	**85.113**	
	26.0000	3.3649	.38	-		33.6584	2.3582	.38	73.28 lb	3.3509	
					***749335CD**	**854.923**	**135.900**	**2.3**	**76.37 kg**	**186.329**	
						33.6584	5.3504	.09	168.38 lb	7.3358	
					749336	**854.075**	**60.325**	**6.4**	**33.59 kg**	**85.726**	
						33.6250	2.3750	.25	74.06 lb	3.3750	
750000 Series											750500: NO SMALL RIB
***750500**	**127.000**	**55.804**	**6.4**	**-**	**751200**	**304.800**	**41.275**	**6.4**	**6.45 kg**	**60.325**	
	5.0000	2.1970	.25	-		12.0000	1.6250	.25	14.23 lb	2.3750	750550: NO SMALL RIB
EE750502	**127.000**	**61.912**	**6.4**	**-**	***751204DC**	**304.800**	**97.633**	**1.5**	**15.61 kg**	**135.732**	
	5.0000	2.4375	.25	-		12.0000	3.8438	.06	34.41 lb	5.3438	750552: NO SMALL RIB
***750550**	**139.700**	**55.804**	**3.3**	**-**	***751204D**	**304.800**	**97.633**	**1.5**	**15.61 kg**	**135.732**	
	5.5000	2.1970	.13	-		12.0000	3.8438	.06	34.41 lb	5.3438	750556W: KEYWAY IN ID
***750552**	**139.700**	**55.804**	**6.4**	**-**							NO SMALL RIB
	5.5000	2.1970	.25	-							
***750556W**	**139.700**	**55.804**	**3.3**	**-**							EE750558W: KEYWAY IN ID
	5.5000	2.1970	.13	-							
EE750558	**139.700**	**61.912**	**3.3**	**-**							750575: NO SMALL RIB
	5.5000	2.4375	.13	-							
***EE750558W**	**139.700**	**61.912**	**3.3**	**-**							751204D : GROOVE IN OD CENTER
	5.5000	2.4375	.13	-							HOLES IN OD CENTER
EE750559W	**139.700**	**61.912**	**3.3**	**-**							
	5.5000	2.4375	.13	-							751204DC : HOLES IN OD CENTER
EE750562	**139.700**	**61.912**	**6.4**	**-**							
	5.5000	2.4375	.25	-							
EE750573	**146.050**	**61.912**	**12.7**	**-**							
	5.7500	2.4375	.50	-							
***750575**	**146.050**	**55.804**	**3.3**	**-**							
	5.7500	2.1970	.13	-							
EE750576	**146.050**	**61.912**	**3.3**	**-**							
	5.7500	2.4375	.13	-							
EE750577	**146.050**	**61.912**	**6.4**	**-**							
	5.7500	2.4375	.25	-							
752000 Series											752381D : GROOVE IN OD CENTER
EE752295	**749.300**	**80.962**	**6.4**	**-**	**752380**	**965.200**	**66.675**	**3.3**	**45.53 kg**	**93.663**	HOLES IN OD CENTER
	29.5000	3.1875	.25	-		38.0000	2.6250	.13	100.39 lb	3.6875	
EE752300	**762.000**	**80.962**	**6.4**	**-**	***752381DC**	**965.200**	**133.350**	**1.5**	**91.49 kg**	**187.325**	752381DC : HOLES IN OD CENTER
	30.0000	3.1875	.25	-		38.0000	5.2500	.06	201.73 lb	7.3750	
EE752305	**774.700**	**80.962**	**6.4**	**-**	***752381D**	**965.200**	**133.350**	**1.5**	**91.49 kg**	**187.325**	
	30.5000	3.1875	.25	-		38.0000	5.2500	.06	201.73 lb	7.3750	
EE752306	**774.700**	**80.962**	**6.4**	**-**							
	30.5000	3.1875	.25	-							

755000 SERIES CONTINUED ON NEXT PAGE

¨These Maximum Fillet Radii will be cleared by the Cone or Cup Radii.
†Bore or O.D. shown are maximum dimensions. *See Remarks Column.

CONE Number	CONE BORE d	CONE WIDTH B	Max Shaft Fillet Radii R ¨	Weight	CUP Number	CUP OUTSIDE DIA D	CUP WIDTH C	Max Hs'ng Fillet Radii r ¨	Weight	BEARING WIDTH T	Remarks
755000 Series											755279DGWA: ASYMMETRICAL BEARING GROOVE IN ID SHOULDER ON OD RIGHTFACE SLOTS IN LEFTFACE
***755279DGWA**	**711.200** 28.0000	**203.200** 8.0000	**8.0** .31	**230.28 kg** 507.77 lb	**755360**	**914.400** 36.0000	**60.325** 2.3750	**6.4** .25	**34.33 kg** 75.70 lb	**149.225** 5.8750	
***EE755279DWA**	**711.200** 28.0000	**203.200** 8.0000	**8.0** .31	**233.95 kg** 515.86 lb	**755363**	**927.100** 36.5000	**60.325** 2.3750	**6.4** .25	**43.72 kg** 96.40 lb	**149.225** 5.8750	
***EE755280DGW**	**711.200** 28.0000	**149.225** 5.8750	**16.0** .63	**-** -							EE755279DWA: ASYMMETRICAL BEARING SHOULDER ON OD RIGHTFACE SLOTS IN LEFTFACE
EE755280DW	**711.200** 28.0000	**149.225** 5.8750	**16.0** .63	**-** -							
EE755281D	**711.200** 28.0000	**149.225** 5.8750	**3.3** .13	**-** -							EE755280DGW: GROOVE IN ID
EE755282	**719.930** 28.3437	**80.962** 3.1875	**4.8** .19	**-** -	**755358XD**	**914.906** 36.0199	**139.903** 5.5080	**1.5** .06	**85.43 kg** 188.37 lb	**189.240** 7.4504	755361CD : GROOVE IN OD CENTER HOLES IN OD CENTER
EE755285	**723.900** 28.5000	**80.962** 3.1875	**5.5** .22	**-** -	**755360**	**914.400** 36.0000	**60.325** 2.3750	**6.4** .25	**34.33 kg** 75.70 lb	**84.137** 3.3125	755365CD : GROOVE IN OD CENTER HOLES IN OD CENTER
					***755361CD**	**914.400** 36.0000	**139.700** 5.5000	**3.3** .13	**85.07 kg** 187.57 lb	**187.325** 7.3750	755367CD : GROOVE IN OD CENTER HOLES IN OD CENTER
					755363	**927.100** 36.5000	**60.325** 2.3750	**6.4** .25	**43.72 kg** 96.40 lb	**84.137** 3.3125	
					***755365CD**	**977.900** 38.5000	**139.700** 5.5000	**3.3** .13	**181.91 kg** 401.12 lb	**187.325** 7.3750	
					***755367CD**	**1003.300** 39.5000	**139.700** 5.5000	**3.3** .13	**224.85 kg** 495.79 lb	**187.325** 7.3750	
EE755280	**711.200** 28.0000	**82.550** 3.2500	**6.4** .25	**-** -	EE755280 may be paired with all single cups corresponding to EE755282 and will require 1.588 mm (.0625 in) to be added to the T-width values. EE755280 may be paired with all double cups corresponding to EE755282 and will require 3.175 mm (.1250 in) to be added to the T-width values.						
LM757000 Series											LM757043TD: TAPERED BORE
***LM757043TD**	**295.275** 11.6250	**203.200** 8.0000	**1.5** .06	**71.73 kg** 158.16 lb	**LM757010**	**406.400** 16.0000	**47.625** 1.8750	**3.3** .13	**6.85 kg** 15.10 lb	**203.200** 8.0000	LM757010-B : FLANGE ON OD FRONTFACE, BEARING WIDTH IS T1 DIMENSION
LM757049	**304.800** 12.0000	**63.500** 2.5000	**6.4** .25	**14.61 kg** 32.22 lb	***LM757010-B**	**406.400** 16.0000	**47.625** 1.8750	**3.3** .13	**7.34 kg** 16.19 lb	**25.400** 1.0000	
LM757049A	**305.054** 12.0100	**63.500** 2.5000	**6.4** .25	**14.52 kg** 32.02 lb	**LM757010**	**406.400** 16.0000	**47.625** 1.8750	**3.3** .13	**6.85 kg** 15.10 lb	**63.500** 2.5000	
LM757049AA	**304.800** 12.0000	**63.500** 2.5000	**12.7** .50	**14.54 kg** 32.05 lb							
M757400 Series											M757448D: ASYMMETRICAL BEARING
M757447D	**304.648** 11.9940	**128.587** 5.0625	**3.3** .13	**51.37 kg** 113.27 lb	**M757410**	**438.048** 17.2460	**53.975** 2.1250	**4.8** .19	**9.95 kg** 21.95 lb	**138.113** 5.4375	M757448DW: SLOTS IN LEFTFACE
***M757448D**	**304.648** 11.9940	**134.145** 5.2813	**3.3** .13	**51.91 kg** 114.46 lb							M757449DW: ASYMMETRICAL BEARING SLOTS IN LEFTFACE
***M757448DW**	**304.648** 11.9940	**134.145** 5.2813	**3.3** .13	**51.95 kg** 114.54 lb							
***M757449DW**	**305.000** 12.0079	**134.145** 5.2813	**3.3** .13	**51.74 kg** 114.08 lb							
LL758700 Series											
LL758744	**323.850** 12.7500	**28.575** 1.1250	**3.5** .14	**3.78 kg** 8.34 lb	**LL758715**	**381.000** 15.0000	**20.638** .8125	**3.3** .13	**1.61 kg** 3.55 lb	**28.575** 1.1250	
LM761600 Series											LM761642TD: ASYMMETRICAL BEARING TAPERED BORE
***LM761642TD**	**331.960** 13.0693	**127.000** 5.0000	**1.5** .06	**53.20 kg** 117.30 lb	**LM761610**	**457.098** 17.9960	**49.212** 1.9375	**3.3** .13	**8.28 kg** 18.25 lb	**122.238** 4.8125	
LM761648DW	**341.312** 13.4375	**122.238** 4.8125	**1.5** .06	**45.27 kg** 99.83 lb	***LM761611W**	**457.098** 17.9960	**50.975** 2.0069	**3.3** .13	**8.91 kg** 19.65 lb	**125.763** 4.9513	LM761647DGW: ASYMMETRICAL BEARING EXTENDED SMALL RIB GROOVE IN ID SHOULDER ON ID LEFTSIDE
LM761649D	**343.052** 13.5060	**122.238** 4.8125	**1.5** .06	**44.37 kg** 97.84 lb	***LM761611X**	**457.098** 17.9960	**53.040** 2.0882	**2.5** .10	**8.45 kg** 18.64 lb	**129.893** 5.1139	
***LM761649DGE**	**343.052** 13.5060	**127.000** 5.0000	**1.5** .06	**45.11 kg** 99.48 lb	**†JLM761614**	**459.948** 18.1082	**49.390** 1.9445	**3.3** .13	**9.32 kg** 20.54 lb	**122.593** 4.8265	JLM761648DG: EXTENDED SMALL RIB GROOVE IN ID SHOULDER ON ID LEFTSIDE SLOTS IN LEFTFACE
***LM761649DGW**	**343.052** 13.5060	**122.238** 4.8125	**1.5** .06	**44.37 kg** 97.84 lb	***†JLM761614W**	**459.948** 18.1082	**50.975** 2.0069	**3.3** .13	**9.75 kg** 21.49 lb	**125.763** 4.9513	
LM761649DW	**343.052** 13.5060	**122.238** 4.8125	**1.5** .06	**44.37 kg** 97.84 lb							

¨These Maximum Fillet Radii will be cleared by the Cone or Cup Radii.
†Bore or O.D. shown are maximum dimensions. *See Remarks Column.

LM761600 SERIES CONTINUED ON NEXT PAGE

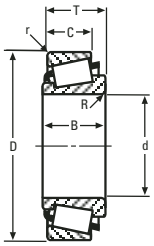

SINGLE ROW

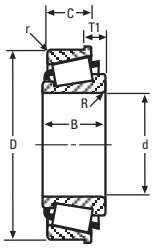

SINGLE ROW WITH FLANGE

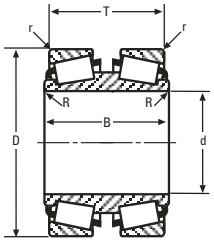

DOUBLE CONE

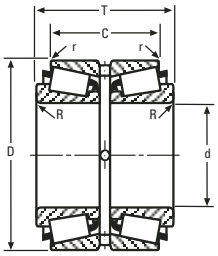

DOUBLE CUP

CONE Number	CONE BORE d	CONE WIDTH B	Max Shaft Fillet Radii R ¨	Weight	CUP Number	CUP OUTSIDE DIA D	CUP WIDTH C	Max Hs'ng Fillet Radii r ¨	Weight	BEARING WIDTH T	Remarks
LM761600 Series (cont)											
***LM761649DWA**	**343.052** 13.5060	**157.162** 6.1875	**1.5** .06	**47.75 kg** 105.29 lb							LM761649DGE: EXTENDED SMALL RIB GROOVE IN ID
***LM761649DWE**	**343.052** 13.5060	**127.000** 5.0000	**1.5** .06	**45.11 kg** 99.48 lb							LM761649DGW: GROOVE IN ID
LM761649DWH	**343.052** 13.5060	**122.238** 4.8125	**1.5** .06	**44.37 kg** 97.84 lb							LM761649DWA: ASYMMETRICAL BEARING SHOULDER ON OD LEFTFACE SLOTS IN LEFTFACE
***LM761649TD**	**342.544** 13.4860	**127.000** 5.0000	**1.5** .06	**48.08 kg** 106.01 lb							LM761649DWE: ASYMMETRICAL BEARING EXTENDED SMALL RIB LM761649TD: ASYMMETRICAL BEARING REVERSE TAPERED BORE LM761611W : SLOTS IN BACKFACE LM761611X : SHOULDER ON OD BACKFACE JLM761614W : SLOTS IN BACKFACE
***LM761647DGW**	**343.052** 13.5060	**127.000** 5.0000	**1.5** .06	**44.19 kg** 97.44 lb	LM761647DGW and grouped cones may be paired with all single cups corresponding to LM761642TD and will require -4.178 mm (-.1645 in) to be added to the T-width values.						
***†JLM761648DG**	**343.000** 13.5039	**140.000** 5.5118	**4.3** .17	**45.27 kg** 99.82 lb							
762000 Series											762401D : GROOVE IN OD CENTER HOLES IN OD CENTER
EE762320	**812.800** 32.0000	**88.900** 3.5000	**6.4** .25	**-** -	***762401DC**	**1016.000** 40.0000	**146.050** 5.7500	**1.5** .06	**102.71 kg** 226.47 lb	**190.500** 7.5000	
					***762401D**	**1016.000** 40.0000	**146.050** 5.7500	**1.5** .06	**101.76 kg** 224.39 lb	**190.500** 7.5000	762401DC : HOLES IN OD CENTER
					762420XD	**1066.800** 42.0000	**146.050** 5.7500	**3.3** .13	**206.93 kg** 456.29 lb	**190.500** 7.5000	
LL762600 Series											
LL762648	**361.950** 14.2500	**21.430** .8437	**2.0** .08	**1.84 kg** 4.06 lb	**LL762610**	**401.638** 15.8125	**15.875** .6250	**2.0** .08	**.83 kg** 1.84 lb	**21.430** .8437	
LL762649	**361.950** 14.2500	**21.430** .8437	**2.0** .08	**2.15 kg** 4.75 lb							
763000 Series											763410D : GROOVE IN OD CENTER HOLES IN OD CENTER
EE763325	**825.500** 32.5000	**88.900** 3.5000	**6.4** .25	**-** -	**763410**	**1041.400** 41.0000	**66.675** 2.6250	**6.4** .25	**49.15 kg** 108.37 lb	**93.662** 3.6875	
EE763329	**836.612** 32.9375	**88.900** 3.5000	**6.4** .25	**-** -	***763410DC**	**1041.400** 41.0000	**123.825** 4.8750	**1.5** .06	**93.85 kg** 206.95 lb	**190.500** 7.5000	763410DC : HOLES IN OD CENTER
EE763330	**838.200** 33.0000	**88.900** 3.5000	**6.4** .25	**-** -	***763410D**	**1041.400** 41.0000	**123.825** 4.8750	**1.5** .06	**92.19 kg** 203.29 lb	**190.500** 7.5000	
LM763400 Series											LM763446DGA: GROOVE IN ID SHOULDER ON ID RIGHTSIDE SLOTS IN LEFTFACE
***LM763446DGA**	**355.600** 14.0000	**165.100** 6.5000	**1.5** .06	**58.87 kg** 129.81 lb	**LM763410**	**482.600** 19.0000	**52.388** 2.0625	**3.3** .13	**10.73 kg** 23.66 lb	**133.350** 5.2500	
***LM763448DWA**	**355.600** 14.0000	**161.133** 6.3438	**1.5** .06	**58.74 kg** 129.53 lb	**LM763410A**	**482.600** 19.0000	**52.388** 2.0625	**6.4** .25	**10.56 kg** 23.28 lb	**133.350** 5.2500	LM763447DGW: GROOVE IN ID
LM763449D	**355.600** 14.0000	**128.587** 5.0625	**1.5** .06	**52.48 kg** 115.72 lb	**LM763410E**	**482.600** 19.0000	**53.975** 2.1250	**3.3** .13	**11.07 kg** 24.42 lb	**136.525** 5.3750	LM763448DWA: ASYMMETRICAL BEARING SLOTS IN LEFTFACE
***LM763449DGW**	**355.600** 14.0000	**128.587** 5.0625	**1.5** .06	**52.43 kg** 115.61 lb	***LM763410X**	**482.600** 19.0000	**52.388** 2.0625	**spcl.** spcl.	**10.08 kg** 22.22 lb	**133.350** 5.2500	
LM763449DW	**355.600** 14.0000	**128.587** 5.0625	**1.5** .06	**52.48 kg** 115.72 lb	***LM763411W**	**482.600** 19.0000	**52.753** 2.0769	**3.5** .14	**10.87 kg** 23.97 lb	**134.082** 5.2788	LM763449DGW: GROOVE IN ID
***LM763449DWA**	**355.600** 14.0000	**161.133** 6.3438	**1.5** .06	**58.74 kg** 129.53 lb	**LM763412**	**482.600** 19.0000	**55.133** 2.1706	**3.5** .14	**11.72 kg** 25.84 lb	**138.841** 5.4662	LM763449DWA: ASYMMETRICAL BEARING SLOTS IN LEFTFACE
					LM763414	**488.950** 19.2500	**50.005** 1.9687	**3.3** .13	**11.96 kg** 26.37 lb	**128.585** 5.0624	LM763410X : GROOVE IN OD CENTER SPECIAL CHAMFER ON BACKFACE OD LM763411W : SLOTS IN BACKFACE
***LM763447DGW**	**355.600** 14.0000	**132.558** 5.2188	**1.6** .06	**54.03 kg** 119.13 lb	LM763447DGW may be paired with all single cups corresponding to LM763446DGA and will require -1.524 mm (-.0600 in) to be added to the T-width values.						
LM763800 Series											LM763811DC : HOLES IN OD CENTER
LM763848	**361.950** 14.2500	**63.500** 2.5000	**3.3** .13	**-** -	***LM763811DC**	**477.838** 18.8125	**103.188** 4.0625	**1.5** .06	**19.34 kg** 42.65 lb	**138.112** 5.4375	
LM765100 Series											
LM765148DW	**374.650** 14.7500	**120.650** 4.7500	**3.3** .13	**53.68 kg** 118.36 lb	**LM765110**	**501.650** 19.7500	**50.800** 2.0000	**3.3** .13	**10.48 kg** 23.10 lb	**130.174** 5.1250	

LM765100 SERIES CONTINUED ON NEXT PAGE

¨These Maximum Fillet Radii will be cleared by the Cone or Cup Radii.
†Bore or O.D. shown are maximum dimensions. *See Remarks Column.

CONE Number	CONE BORE d	CONE WIDTH B	Max Shaft Fillet Radii R ¨	Weight	CUP Number	CUP OUTSIDE DIA D	CUP WIDTH C	Max Hs'ng Fillet Radii r ¨	Weight	BEARING WIDTH T	Remarks
LM765100 Series (cont)											
LM765149D	**374.650** 14.7500	**120.650** 4.7500	**1.5** .06	**53.88 kg** 118.81 lb	**LM765111**	**499.745** 19.6750	**50.800** 2.0000	**3.3** .13	**9.91 kg** 21.85 lb	**130.174** 5.1250	
LM765149DW	**374.650** 14.7500	**120.650** 4.7500	**1.5** .06	**53.20 kg** 117.31 lb							
XR766000 Series											
SEE CROSSED ROLLER BEARING SECTION											
LM767700 Series											LM767747DGW: EXTENDED SMALL RIB GROOVE IN ID SHOULDER ON ID LEFTSIDE SLOTS IN RIGHTFACE
LM767745D	**393.700** 15.5000	**138.112** 5.4375	**1.5** .06	**81.79 kg** 180.34 lb	**LM767710**	**546.100** 21.5000	**53.975** 2.1250	**6.4** .25	**13.10 kg** 28.88 lb	**138.112** 5.4375	
***LM767747DGW**	**406.400** 16.0000	**165.000** 6.4961	**1.5** .06	**78.61 kg** 173.34 lb							
LM767748D	**406.400** 16.0000	**138.112** 5.4375	**1.5** .06	**-** -							LM767749DGW: GROOVE IN ID
LM767748DA	**406.400** 16.0000	**138.112** 5.4375	**1.5** .06	**-** -							
LM767748DW	**406.400** 16.0000	**138.112** 5.4375	**1.5** .06	**73.47 kg** 161.99 lb							
***LM767749DGW**	**406.400** 16.0000	**138.112** 5.4375	**1.5** .06	**73.06 kg** 161.10 lb							
LM767749DW	**406.400** 16.0000	**138.112** 5.4375	**1.5** .06	**73.14 kg** 161.28 lb							
EL768900 Series											
EL768949	**433.388** 17.0625	**27.783** 1.0938	**.8** .03	**4.32 kg** 9.54 lb	**EL768910**	**485.775** 19.1250	**18.258** .7188	**3.3** .13	**1.96 kg** 4.32 lb	**27.783** 1.0938	
LM769300 Series											LM769340DWA: EXTENDED SMALL RIB
***LM769340DWA**	**418.000** 16.4567	**168.275** 6.6250	**1.5** .06	**107.68 kg** 237.43 lb	**LM769310**	**571.500** 22.5000	**66.675** 2.6250	**6.4** .25	**18.20 kg** 40.14 lb	**161.925** 6.3750	LM769348ADW: HOLES IN OD CENTER
***LM769348ADW**	**431.800** 17.0000	**161.925** 6.3750	**1.5** .06	**94.22 kg** 207.76 lb							LM769348DGW: ASYMMETRICAL BEARING EXTENDED SMALL RIB GROOVE IN ID
***LM769348DGW**	**431.800** 17.0000	**168.275** 6.6250	**1.5** .06	**95.56 kg** 210.71 lb							
***LM769348DWA**	**431.800** 17.0000	**168.275** 6.6250	**1.5** .06	**95.56 kg** 210.71 lb							LM769348DWA: ASYMMETRICAL BEARING EXTENDED SMALL RIB
***LM769349ADW**	**431.800** 17.0000	**161.925** 6.3750	**1.5** .06	**-** -							
LM769349D	**431.800** 17.0000	**161.925** 6.3750	**1.5** .06	**-** -							LM769349ADW: HOLES IN OD CENTER
LM769349DW	**431.800** 17.0000	**161.925** 6.3750	**1.5** .06	**-** -							LM769349TD: TAPERED BORE
***LM769349TD**	**431.800** 17.0000	**161.925** 6.3750	**1.5** .06	**-** -							
L770800 Series											L770847DGW: GROOVE IN ID
***L770847DGW**	**457.200** 18.0000	**133.350** 5.2500	**1.5** .06	**76.93 kg** 169.63 lb	**L770810**	**596.900** 23.5000	**52.388** 2.0625	**3.3** .13	**13.67 kg** 30.15 lb	**136.525** 5.3750	L770847DWA: ASYMMETRICAL BEARING EXTENDED SMALL RIB
L770847DW	**457.200** 18.0000	**133.350** 5.2500	**1.5** .06	**77.01 kg** 169.81 lb							
***L770847DWA**	**457.200** 18.0000	**138.112** 5.4375	**1.5** .06	**77.72 kg** 171.38 lb							
L770849D	**457.200** 18.0000	**133.350** 5.2500	**1.5** .06	**77.01 kg** 169.81 lb							
LM770900 Series											LM770910-B : FLANGE ON OD FRONTFACE, BEARING WIDTH IS T1 DIMENSION
LM770945	**450.850** 17.7500	**84.138** 3.3125	**6.4** .25	**46.33 kg** 102.16 lb	***LM770910-B**	**603.250** 23.7500	**60.325** 2.3750	**3.3** .13	**19.16 kg** 42.25 lb	**39.687** 1.5625	
LM770949	**457.200** 18.0000	**84.138** 3.3125	**6.4** .25	**43.34 kg** 95.58 lb	**LM770910**	**603.250** 23.7500	**60.325** 2.3750	**3.3** .13	**17.94 kg** 39.55 lb	**85.725** 3.3750	
LL771900 Series											LL771911CD : GROOVE IN OD CENTER HOLES IN OD CENTER
LL771948	**476.250** 18.7500	**41.275** 1.6250	**3.3** .13	**13.04 kg** 28.75 lb	**LL771911**	**565.150** 22.2500	**31.750** 1.2500	**3.3** .13	**6.24 kg** 13.77 lb	**41.275** 1.6250	
					***LL771911CD**	**565.150** 22.2500	**76.200** 3.0000	**1.5** .06	**15.28 kg** 33.69 lb	**95.251** 3.7500	
LM772700 Series											LM772710CD : GROOVE IN OD CENTER HOLES IN OD CENTER
LM772748	**488.950** 19.2500	**84.138** 3.3125	**6.4** .25	**44.45 kg** 98.01 lb	**LM772710**	**634.873** 24.9950	**61.912** 2.4375	**3.3** .13	**19.19 kg** 42.30 lb	**84.138** 3.3125	

¨These Maximum Fillet Radii will be cleared by the Cone or Cup Radii.
†Bore or O.D. shown are maximum dimensions. *See Remarks Column.

LM772700 SERIES CONTINUED ON NEXT PAGE

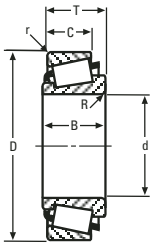

SINGLE ROW

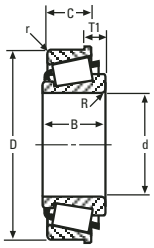

SINGLE ROW WITH FLANGE

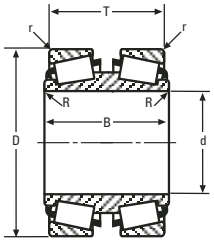

DOUBLE CONE

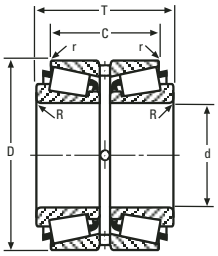

DOUBLE CUP

9

CONE Number	CONE BORE d	CONE WIDTH B	Max Shaft Fillet Radii R ¨	Weight	CUP Number	CUP OUTSIDE DIA D	CUP WIDTH C	Max Hs'ng Fillet Radii r ¨	Weight	BEARING WIDTH T	Remarks
LM772700 Series (cont)					***LM772710CD**	**634.873** 24.9950	**136.525** 5.3750	**1.5** .06	**42.18 kg** 93.01 lb	**180.975** 7.1250	
LM772749D	**489.026** 19.2530	**153.988** 6.0625	**3.3** .13	**101.37 kg** 223.52 lb	**LM772710**	**634.873** 24.9950	**61.912** 2.4375	**3.3** .13	**19.19 kg** 42.30 lb	**153.988** 6.0625	
LM772749DW	**489.026** 19.2530	**153.988** 6.0625	**3.3** .13	**101.19 kg** 223.13 lb							
LM774700 Series											
†JLM774749DW	**500.000** 19.6850	**203.000** 7.9921	**5.0** .20	**230.87 kg** 509.08 lb	**†JLM774710**	**730.000** 28.7402	**81.496** 3.2085	**5.0** .20	**48.66 kg** 107.30 lb	**203.000** 7.9921	
776000 Series											
EE776420	**1066.800** 42.0000	**88.900** 3.5000	**6.4** .25	**-** -	**776520**	**1320.800** 52.0000	**69.850** 2.7500	**6.4** .25	**80.72 kg** 177.98 lb	**95.250** 3.7500	
EE776430	**1092.200** 43.0000	**88.900** 3.5000	**6.4** .25	**-** -							
LL777100 Series											
LL777148	**571.500** 22.5000	**44.450** 1.7500	**3.3** .13	**15.56 kg** 34.31 lb	**LL777110**	**660.400** 26.0000	**32.545** 1.2813	**3.3** .13	**5.90 kg** 13.01 lb	**46.037** 1.8125	
L778100 Series											
L778149	**584.200** 23.0000	**57.150** 2.2500	**3.5** .14	**-** -	**L778110**	**709.612** 27.9375	**39.688** 1.5625	**3.3** .13	**10.61 kg** 23.39 lb	**58.737** 2.3125	
LM778500 Series											LM778510D : GROOVE IN OD CENTER HOLES IN OD CENTER
LM778549	**584.200** 23.0000	**104.775** 4.1250	**6.4** .25	**82.43 kg** 181.76 lb	**LM778510**	**762.000** 30.0000	**77.788** 3.0625	**6.4** .25	**34.63 kg** 76.37 lb	**107.155** 4.2187	
					***LM778510D**	**762.000** 30.0000	**169.862** 6.6875	**1.5** .06	**75.80 kg** 167.15 lb	**228.598** 8.9999	
LM778549DW	**584.200** 23.0000	**188.912** 7.4375	**3.3** .13	**186.62 kg** 411.49 lb	**LM778510**	**762.000** 30.0000	**77.788** 3.0625	**6.4** .25	**34.63 kg** 76.37 lb	**193.676** 7.6250	
780000 Series											780600: NO SMALL RIB
***780600**	**152.400** 6.0000	**50.800** 2.0000	**4.8** .19	**-** -	***781376D**	**349.250** 13.7500	**98.425** 3.8750	**1.5** .06	**16.89 kg** 37.23 lb	**139.693** 5.4997	780650: NO SMALL RIB
***780650**	**165.100** 6.5000	**50.800** 2.0000	**4.8** .19	**-** -	**781400**	**355.600** 14.0000	**41.275** 1.6250	**4.8** .19	**8.03 kg** 17.71 lb	**61.909** 2.4374	780687: NO SMALL RIB
EE780655	**165.100** 6.5000	**60.325** 2.3750	**4.8** .19	**-** -							780693: NO SMALL RIB
EE780676	**171.450** 6.7500	**60.325** 2.3750	**4.8** .19	**-** -							780700: NO SMALL RIB
***780687**	**174.625** 6.8750	**50.800** 2.0000	**4.8** .19	**-** -							780702D: NO SMALL RIB
EE780688	**174.625** 6.8750	**60.325** 2.3750	**4.8** .19	**-** -							780703W: NO SMALL RIB
***780693**	**176.212** 6.9375	**50.800** 2.0000	**4.8** .19	**-** -							781376D : GROOVE IN OD CENTER HOLES IN OD CENTER
EE780694	**176.212** 6.9375	**60.325** 2.3750	**4.8** .19	**-** -							
***780700**	**177.800** 7.0000	**50.800** 2.0000	**4.8** .19	**-** -							
***780703W**	**177.800** 7.0000	**50.800** 2.0000	**4.8** .19	**-** -							
EE780704W	**177.800** 7.0000	**60.325** 2.3750	**4.8** .19	**-** -							
EE780705	**177.800** 7.0000	**60.325** 2.3750	**4.8** .19	**-** -							
EE780706	**177.800** 7.0000	**60.325** 2.3750	**12.7** .50	**-** -							
***780702D**	**177.800** 7.0000	**106.362** 4.1875	**3.3** .13	**-** -	**781400**	**355.600** 14.0000	**41.275** 1.6250	**4.8** .19	**8.03 kg** 17.71 lb	**123.825** 4.875	
LL780200 Series											LL780210-B : FLANGE ON OD FRONTFACE, BEARING WIDTH IS T1 DIMENSION
LL780249	**622.300** 24.5000	**46.038** 1.8125	**3.5** .14	**20.86 kg** 45.99 lb	***LL780210-B**	**725.488** 28.5625	**33.338** 1.3125	**3.3** .13	**9.53 kg** 21.01 lb	**20.638** .8125	
LL783600 Series											
LL783647	**758.825** 29.8750	**65.088** 2.5625	**6.4** .25	**-** -	**LL783610**	**901.700** 35.5000	**46.038** 1.8125	**6.4** .25	**19.75 kg** 43.55 lb	**66.675** 2.6250	

LL783600 SERIES CONTINUED ON NEXT PAGE

¨These Maximum Fillet Radii will be cleared by the Cone or Cup Radii.
†Bore or O.D. shown are maximum dimensions. *See Remarks Column.

CONE Number	CONE BORE d	CONE WIDTH B	Max Shaft Fillet Radii R ¨	Weight	CUP Number	CUP OUTSIDE DIA D	CUP WIDTH C	Max Hs'ng Fillet Radii r ¨	Weight	BEARING WIDTH T	Remarks
LL783600 Series (cont)											
LL783649	**762.000** 30.0000	**65.088** 2.5625	**6.4** .25	**-** -							
LL787800 Series											
LL787840	**939.800** 37.0000	**101.600** 4.0000	**9.7** .38	**-** -	**LL787815**	**1193.800** 47.0000	**66.675** 2.6250	**6.4** .25	**74.44 kg** 164.14 lb	**101.600** 4.0000	
LL788300 Series											LL788310-B : FLANGE ON OD FRONTFACE, BEARING WIDTH IS T1 DIMENSION
LL788345	**1063.625** 41.8750	**65.088** 2.5625	**3.3** .13	**-** -	**LL788310**	**1219.200** 48.0000	**42.862** 1.6875	**3.3** .13	**27.68 kg** 61.04 lb	**65.088** 2.5625	
LL788349	**1066.800** 42.0000	**65.088** 2.5625	**3.3** .13	**-** -	***LL788310AB**	**1219.200** 48.0000	**42.862** 1.6875	**3.3** .13	**30.47 kg** 67.18 lb	**34.925** 1.3750	LL788310AB : FLANGE ON OD FRONTFACE, BEARING WIDTH IS T1 DIMENSION
					***LL788310-B**	**1219.200** 48.0000	**42.862** 1.6875	**3.3** .13	**32.01 kg** 70.58 lb	**34.925** 1.3750	HOLES IN BACKFACE
LL789700 Series											
LL789749	**1689.100** 66.5000	**68.262** 2.6875	**6.4** .25	**-** -	**LL789710**	**1844.675** 72.6250	**42.862** 1.6875	**6.4** .25	**43.04 kg** 94.91 lb	**68.262** 2.6875	
LL789800 Series											
LL789849	**1784.350** 70.2500	**106.362** 4.1875	**12.7** .50	**-** -	***LL789810D**	**2006.600** 79.0000	**177.800** 7.0000	**3.3** .13	**259.38 kg** 571.93 lb	**241.300** 9.5000	LL789810D: HOLES IN OD CENTER
LL789900 Series											
LL789949	**1828.800** 72.0000	**79.375** 3.1250	**6.4** .25	**-** -	**LL789910XD**	**2006.600** 79.0000	**123.825** 4.8750	**3.3** .13	**170.22 kg** 375.33 lb	**177.800** 7.0000	
790000 Series											790223D : GROOVE IN OD CENTER HOLES IN OD CENTER
EE790114	**292.100** 11.5000	**136.525** 5.3750	**6.4** .25	**-** -	**790221**	**558.800** 22.0000	**98.425** 3.8750	**6.4** .25	**44.34 kg** 97.78 lb	**136.525** 5.3750	
EE790116	**292.100** 11.5000	**136.525** 5.3750	**19.8** .78	**-** -	***790223D**	**558.800** 22.0000	**222.250** 8.7500	**1.5** .06	**101.62 kg** 224.07 lb	**298.450** 11.7500	
EE790120	**304.800** 12.0000	**136.525** 5.3750	**1.3** .05	**-** -							
EE790119D	**304.800** 12.0000	**285.750** 11.2500	**3.3** .13	**-** -	**790221**	**558.800** 22.0000	**98.425** 3.8750	**6.4** .25	**44.34 kg** 97.78 lb	**285.750** 11.2500	
HM801300 Series											HM803145: FRONTFACE CHAMFER
***HM803145**	**41.275** 1.6250	**29.370** 1.1563	**.8** .03	**.59 kg** 1.29 lb	**HM803110**	**88.900** 3.5000	**23.020** .9063	**3.3** .13	**.31 kg** .69 lb	**30.162** 1.1875	HM803146: FRONTFACE CHAMFER
***HM803146**	**41.275** 1.6250	**29.370** 1.1563	**3.5** .14	**.58 kg** 1.28 lb	***HM803110RB**	**88.900** 3.5000	**23.020** .9063	**3.3** .13	**.32 kg** .70 lb	**30.162** 1.1875	JHM803148: FRONTFACE CHAMFER
***†JHM803148**	**45.000** 1.7717	**29.370** 1.1563	**4.0** .16	**.53 kg** 1.18 lb	**HM803111**	**88.900** 3.5000	**23.020** .9063	**.8** .03	**.32 kg** .72 lb	**30.162** 1.1875	HM803149: FRONTFACE CHAMFER
***HM803149**	**44.450** 1.7500	**29.370** 1.1563	**3.5** .14	**.53 kg** 1.17 lb	**HM803112**	**92.075** 3.6250	**23.020** .9063	**3.3** .13	**.39 kg** .87 lb	**30.162** 1.1875	HM803110RB : GROOVE IN OD FRONTFACE
					***†JHM803113-B**	**90.000** 3.5433	**29.000** 1.1417	**spcl.** spcl.	**.48 kg** 1.05 lb	**9.000** .3543	JHM803113-B : FLANGE ON OD FRONTFACE BEARING WIDTH IS T1 DIMENSION SPECIAL RADIUS ON BACKFACE OD SPECIAL RADIUS ON FRONTFACE OD
M802000 Series											
M802047	**41.275** 1.6250	**25.654** 1.0100	**.8** .03	**-** -	**M802011**	**82.550** 3.2500	**20.193** .7950	**3.3** .13	**.22 kg** .49 lb	**26.543** 1.0450	
M802048	**41.275** 1.6250	**25.654** 1.0100	**3.5** .14	**-** -	**M802011AP**	**82.550** 3.2500	**20.193** .7950	**1.3** .05	**.23 kg** .51 lb	**26.543** 1.0450	
M802048AH	**41.275** 1.6250	**25.654** 1.0100	**3.5** .14	**-** -							
M802048CP	**41.275** 1.6250	**25.654** 1.0100	**3.5** .14	**-** -							
HM803100 Series											HM803145: FRONTFACE CHAMFER
***HM803145**	**41.275** 1.6250	**29.370** 1.1563	**.8** .03	**.59 kg** 1.29 lb	**HM803110**	**88.900** 3.5000	**23.020** .9063	**3.3** .13	**.31 kg** .69 lb	**30.162** 1.1875	HM803146: FRONTFACE CHAMFER
***HM803146**	**41.275** 1.6250	**29.370** 1.1563	**3.5** .14	**.58 kg** 1.28 lb	***HM803110RB**	**88.900** 3.5000	**23.020** .9063	**3.3** .13	**.32 kg** .70 lb	**30.162** 1.1875	JHM803148: FRONTFACE CHAMFER
***†JHM803148**	**45.000** 1.7717	**29.370** 1.1563	**4.0** .16	**.53 kg** 1.18 lb	**HM803111**	**88.900** 3.5000	**23.020** .9063	**.8** .03	**.32 kg** .72 lb	**30.162** 1.1875	HM803149: FRONTFACE CHAMFER
***HM803149**	**44.450** 1.7500	**29.370** 1.1563	**3.5** .14	**.53 kg** 1.17 lb	**HM803112**	**92.075** 3.6250	**23.020** .9063	**3.3** .13	**.39 kg** .87 lb	**30.162** 1.1875	HM803110RB : GROOVE IN OD FRONTFACE

HM803100 SERIES CONTINUED ON NEXT PAGE

¨These Maximum Fillet Radii will be cleared by the Cone or Cup Radii.
†Bore or O.D. shown are maximum dimensions. *See Remarks Column.

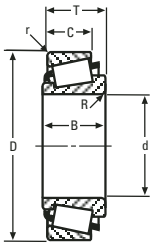

SINGLE ROW

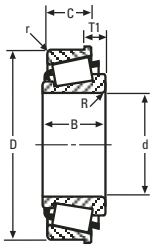

SINGLE ROW WITH FLANGE

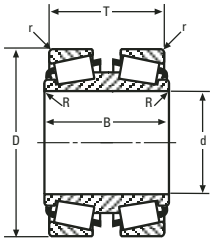

DOUBLE CONE

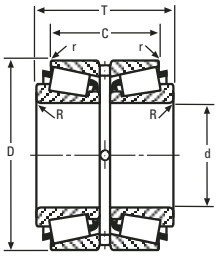

DOUBLE CUP

CONE Number	CONE BORE d	CONE WIDTH B	Max Shaft Fillet Radii R ¨	Weight	CUP Number	CUP OUTSIDE DIA D	CUP WIDTH C	Max Hs'ng Fillet Radii r ¨	Weight	BEARING WIDTH T	Remarks
HM803100 Series (cont)					***†JHM803113-B**	**90.000** 3.5433	**29.000** 1.1417	**spcl.** spcl.	**.48 kg** 1.05 lb	**9.000** .3543	JHM803113-B : FLANGE ON OD FRONTFACE, BEARING WIDTH IS T1 DIMENSION SPECIAL RADIUS ON BACKFACE OD SPECIAL RADIUS ON FRONTFACE OD
M804000 Series											
†JM804045	**45.000** 1.7717	**25.400** 1.0000	**1.5** .06	**.48 kg** 1.07 lb	**M804010**	**88.900** 3.5000	**19.050** .7500	**3.3** .13	**.22 kg** .48 lb	**25.400** 1.0000	
M804048	**47.625** 1.8750	**25.400** 1.0000	**.8** .03	**.45 kg** .99 lb							
M804049	**47.625** 1.8750	**25.400** 1.0000	**3.5** .14	**.44 kg** .98 lb							
HM804800 Series											HM804811-B : FLANGE ON OD FRONTFACE, BEARING WIDTH IS T1 DIMENSION HM804814RB : GROOVE IN OD FRONTFACE
HM804840	**41.275** 1.6250	**29.370** 1.1563	**3.5** .14	**.72 kg** 1.59 lb	**HM804810**	**95.250** 3.7500	**23.020** .9063	**3.3** .13	**.35 kg** .76 lb	**30.163** 1.1875	
HM804842	**44.450** 1.7500	**29.370** 1.1563	**.8** .03	**.68 kg** 1.49 lb	***HM804811-B**	**95.250** 3.7500	**24.021** .9457	**3.3** .13	**.40 kg** .88 lb	**11.143** .4387	
HM804843	**44.450** 1.7500	**29.370** 1.1563	**3.5** .14	**.67 kg** 1.48 lb	**HM804811**	**95.250** 3.7500	**23.020** .9063	**.8** .03	**.36 kg** .79 lb	**30.163** 1.1875	
HM804846	**47.625** 1.8750	**29.370** 1.1563	**3.5** .14	**.62 kg** 1.36 lb	***HM804814RB**	**98.425** 3.8750	**23.020** .9063	**3.3** .13	**.44 kg** .97 lb	**30.163** 1.1875	
HM804848	**48.412** 1.9060	**29.370** 1.1563	**2.3** .09	**.61 kg** 1.34 lb							
HM804848A	**48.412** 1.9060	**29.370** 1.1563	**2.3** .09	**.61 kg** 1.34 lb							
HM804849	**48.412** 1.9060	**29.370** 1.1563	**3.5** .14	**.60 kg** 1.33 lb							
LM806300 Series											LM806349C: FRONTFACE CHAMFER
***LM806349C**	**53.975** 2.1250	**20.244** .7970	**2.5** .10	**.32 kg** .71 lb	**LM806310**	**88.900** 3.5000	**14.684** .5781	**2.0** .08	**.14 kg** .32 lb	**20.241** .7969	
LM806600 Series											
LM806649	**53.975** 2.1250	**19.050** .7500	**2.3** .09	**.29 kg** .65 lb	**LM806610**	**88.900** 3.5000	**13.492** .5312	**2.0** .08	**.13 kg** .29 lb	**19.050** .7500	
HM807000 Series											HM807046XX: MADE FROM VACUUM MELT STEEL HM807049XX: MADE FROM VACUUM MELT STEEL HM807010-B : FLANGE ON OD FRONTFACE, BEARING WIDTH IS T1 DIMENSION HM807010XX : MADE FROM VACUUM MELT STEEL HM807015-B : FLANGE ON OD FRONTFACE, BEARING WIDTH IS T1 DIMENSION SPECIAL RADIUS ON BACKFACE OD SPECIAL RADIUS ON FRONTFACE OD HM807015-BA : FLANGE ON OD FRONTFACE, BEARING WIDTH IS T1 DIMENSION SPECIAL RADIUS ON BACKFACE OD SPECIAL RADIUS ON FRONTFACE OD HM807015-BR : GROOVE IN OD FRONTFACE
HM807035	**41.275** 1.6250	**36.512** 1.4375	**1.5** .06	**1.20 kg** 2.66 lb	**HM807010**	**104.775** 4.1250	**28.575** 1.1250	**3.3** .13	**.50 kg** 1.11 lb	**36.512** 1.4375	
HM807040	**44.450** 1.7500	**36.512** 1.4375	**3.5** .14	**1.14 kg** 2.51 lb	***HM807010-B**	**104.775** 4.1250	**28.575** 1.1250	**3.3** .13	**.63 kg** 1.39 lb	**15.875** .6250	
HM807040P	**44.450** 1.7500	**36.512** 1.4375	**3.5** .14	**1.15 kg** 2.54 lb	**HM807010P**	**104.775** 4.1250	**28.575** 1.1250	**3.3** .13	**.50 kg** 1.11 lb	**36.512** 1.4375	
HM807044	**49.212** 1.9375	**36.512** 1.4375	**3.5** .14	**1.04 kg** 2.29 lb	***HM807010XX**	**104.775** 4.1250	**28.575** 1.1250	**3.3** .13	**.49 kg** 1.08 lb	**36.512** 1.4375	
HM807046	**50.800** 2.0000	**36.512** 1.4375	**3.5** .14	**1.01 kg** 2.23 lb	**HM807011**	**104.775** 4.1250	**28.575** 1.1250	**.8** .03	**.50 kg** 1.11 lb	**36.512** 1.4375	
***HM807046XX**	**50.800** 2.0000	**36.512** 1.4375	**3.5** .14	**1.00 kg** 2.19 lb	**†JHM807012**	**105.000** 4.1339	**29.000** 1.1417	**2.5** .10	**.52 kg** 1.14 lb	**36.873** 1.4517	
HM807047	**50.800** 2.0000	**38.100** 1.5000	**3.5** .14	**1.02 kg** 2.25 lb	***HM807015-B**	**108.966** 4.2900	**28.575** 1.1250	**spcl.** spcl.	**.71 kg** 1.57 lb	**14.275** .5620	
HM807048	**54.488** 2.1452	**36.512** 1.4375	**3.5** .14	**.91 kg** 2.01 lb	***HM807015-BA**	**108.966** 4.2900	**28.575** 1.1250	**spcl.** spcl.	**.72 kg** 1.58 lb	**14.275** .5620	
HM807049	**53.975** 2.1250	**36.512** 1.4375	**3.5** .14	**.94 kg** 2.07 lb	***HM807015-BR**	**108.966** 4.2900	**28.575** 1.1250	**3.3** .13	**.68 kg** 1.49 lb	**36.512** 1.4375	
HM807049A	**53.975** 2.1250	**36.512** 1.4375	**1.5** .06	**.93 kg** 2.06 lb							
***HM807049XX**	**53.975** 2.1250	**36.512** 1.4375	**3.5** .14	**.92 kg** 2.03 lb							
†JHM807045	**50.000** 1.9685	**36.000** 1.4173	**3.0** .12	**1.02 kg** 2.24 lb	JHM807045 may be paired with all single cups corresponding to HM807035 and will require .127 mm (.0050 in) to be added to the T-width values.						

L812100 SERIES CONTINUED ON NEXT PAGE

¨These Maximum Fillet Radii will be cleared by the Cone or Cup Radii.
†Bore or O.D. shown are maximum dimensions. *See Remarks Column.

CONE Number	CONE BORE d	CONE WIDTH B	Max Shaft Fillet Radii R ¨	Weight	CUP Number	CUP OUTSIDE DIA D	CUP WIDTH C	Max Hs'ng Fillet Radii r ¨	Weight	BEARING WIDTH T	Remarks
L812100 Series											
L812144	**60.325** 2.3750	**17.247** .6790	**2.5** .10	**.46 kg** 1.01 lb	**L812111**	**103.213** 4.0635	**11.989** .4720	**.8** .03	**.13 kg** .28 lb	**17.247** .6790	
L812147	**66.675** 2.6250	**17.247** .6790	**1.5** .06	**.37 kg** .82 lb							
L812148	**66.675** 2.6250	**17.602** .6930	**1.5** .06	**.38 kg** .84 lb	L812148 may be paired with all single cups corresponding to L812144 and will require .356 mm (.0140 in) to be added to the T-width values.						
LM813000 Series											
†JLM813049	**70.000** 2.7559	**25.000** .9843	**1.0** .04	**.59 kg** 1.30 lb	**†JLM813010**	**110.000** 4.3307	**20.500** .8071	**2.5** .10	**.30 kg** .65 lb	**26.000** 1.0236	
HM813800 Series											HM813815-B : CHAMFER ON FRONTFACE OD FLANGE ON OD FRONTFACE, BEARING WIDTH IS T1 DIMENSION
HM813836	**50.800** 2.0000	**36.512** 1.4375	**3.5** .14	**1.81 kg** 4.00 lb	**HM813810**	**127.000** 5.0000	**26.988** 1.0625	**3.3** .13	**.62 kg** 1.37 lb	**36.512** 1.4375	
HM813839	**59.987** 2.3617	**36.512** 1.4375	**3.5** .14	**1.58 kg** 3.49 lb	**HM813811**	**127.000** 5.0000	**26.988** 1.0625	**1.5** .06	**.62 kg** 1.38 lb	**36.512** 1.4375	
HM813840	**55.562** 2.1875	**36.512** 1.4375	**3.5** .14	**1.70 kg** 3.75 lb	***HM813815-B**	**130.200** 5.1260	**26.988** 1.0625	**3.3** .13	**.89 kg** 1.95 lb	**19.865** .7821	
HM813841	**60.325** 2.3750	**36.512** 1.4375	**3.5** .14	**1.58 kg** 3.47 lb							
HM813841A	**60.325** 2.3750	**36.512** 1.4375	**1.5** .06	**1.58 kg** 3.48 lb							
HM813842	**63.500** 2.5000	**36.512** 1.4375	**3.5** .14	**1.49 kg** 3.28 lb							
HM813842A	**63.500** 2.5000	**36.512** 1.4375	**.8** .03	**1.49 kg** 3.29 lb							
HM813843	**61.912** 2.4375	**36.512** 1.4375	**3.5** .14	**1.53 kg** 3.38 lb							
HM813844	**66.675** 2.6250	**36.512** 1.4375	**3.5** .14	**1.39 kg** 3.08 lb							
HM813846	**69.850** 2.7500	**36.512** 1.4375	**3.5** .14	**1.30 kg** 2.86 lb							
HM813849	**71.438** 2.8125	**36.512** 1.4375	**3.5** .14	**1.25 kg** 2.75 lb							
HH814500 Series											HH814510-B : FLANGE ON OD FRONTFACE, BEARING WIDTH IS T1 DIMENSION
HH814540	**57.150** 2.2500	**57.150** 2.2500	**3.5** .14	**3.55 kg** 7.82 lb	**HH814510**	**152.400** 6.0000	**41.275** 1.6250	**3.3** .13	**1.74 kg** 3.83 lb	**53.975** 2.1250	
HH814547	**66.675** 2.6250	**57.150** 2.2500	**3.5** .14	**3.13 kg** 6.90 lb	**HH814510A**	**152.400** 6.0000	**41.275** 1.6250	**.8** .03	**1.76 kg** 3.87 lb	**53.975** 2.1250	
					***HH814510-B**	**152.400** 6.0000	**41.275** 1.6250	**3.3** .13	**1.81 kg** 3.99 lb	**20.638** .8125	
HH814542	**60.325** 2.3750	**52.705** 2.0750	**3.5** .14	**3.28 kg** 7.23 lb	HH814542 may be paired with all single cups corresponding to HH814540 and will require -1.270 mm (-.0500 in) to be added to the T-width values.						
L814700 Series											L814749XX: MADE FROM VACUUM MELT STEEL
L814749	**76.200** 3.0000	**19.050** .7500	**1.5** .06	**.40 kg** .88 lb	**L814710**	**109.538** 4.3125	**15.083** .5938	**1.5** .06	**.20 kg** .44 lb	**19.050** .7500	L814710D : GROOVE IN OD CENTER
L814749A	**76.200** 3.0000	**19.050** .7500	**4.0** .16	**.40 kg** .87 lb	***L814710D**	**109.538** 4.3125	**34.925** 1.3750	**.8** .03	**.47 kg** 1.04 lb	**42.860** 1.6874	HOLES IN OD CENTER
***L814749XX**	**76.200** 3.0000	**19.050** .7500	**1.5** .06	**.40 kg** .88 lb	***L814710DC**	**109.538** 4.3125	**34.925** 1.3750	**.8** .03	**.47 kg** 1.04 lb	**42.860** 1.6874	L814710DC : HOLES IN OD CENTER
					***L814710XX**	**109.538** 4.3125	**15.083** .5938	**1.5** .06	**.20 kg** .44 lb	**19.050** .7500	L814710XX : MADE FROM VACUUM MELT STEEL
LM814800 Series											LM814810-B : FLANGE ON OD FRONTFACE, BEARING WIDTH IS T1 DIMENSION
LM814845	**73.025** 2.8750	**25.400** 1.0000	**3.5** .14	**.72 kg** 1.60 lb	**LM814810**	**117.475** 4.6250	**19.050** .7500	**3.3** .13	**.29 kg** .63 lb	**25.400** 1.0000	
LM814849	**77.788** 3.0625	**25.400** 1.0000	**3.5** .14	**.61 kg** 1.35 lb	***LM814810-B**	**117.475** 4.6250	**19.050** .7500	**3.3** .13	**.34 kg** .74 lb	**11.112** .4375	
					LM814814	**120.650** 4.7500	**26.195** 1.0313	**3.3** .13	**.49 kg** 1.08 lb	**27.782** 1.0938	
H816200 Series											
H816249	**77.788** 3.0625	**46.248** 1.8208	**3.5** .14	**3.29 kg** 7.26 lb	**H816210**	**164.976** 6.4951	**36.251** 1.4272	**3.3** .13	**1.54 kg** 3.40 lb	**49.500** 1.9488	
L819300 Series											
†JL819349	**95.000** 3.7402	**20.000** .7874	**5.0** .20	**.58 kg** 1.28 lb	**†JL819310**	**135.000** 5.3150	**14.000** .5512	**2.5** .10	**.26 kg** .58 lb	**20.000** .7874	

¨These Maximum Fillet Radii will be cleared by the Cone or Cup Radii.
†Bore or O.D. shown are maximum dimensions. *See Remarks Column.

820000 SERIES CONTINUED ON NEXT PAGE

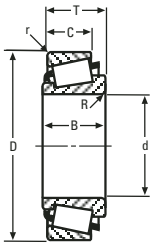

SINGLE ROW

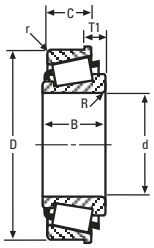

SINGLE ROW WITH FLANGE

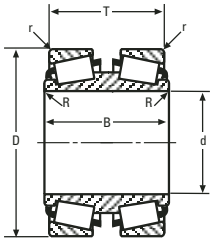

DOUBLE CONE

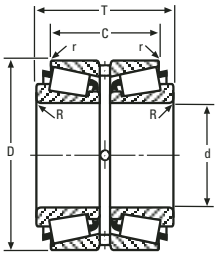

DOUBLE CUP

CONE Number	CONE BORE d	CONE WIDTH B	Max Shaft Fillet Radii R ¨	Weight	CUP Number	CUP OUTSIDE DIA D	CUP WIDTH C	Max Hs'ng Fillet Radii r ¨	Weight	BEARING WIDTH T	Remarks
820000 Series											EE820086: BROKEN FRONTFACE ID HOLES IN FRONTFACE NO SMALL RIB
EE820085	**215.900** 8.5000	**93.662** 3.6875	**6.4** .25	**-** -	***820160-B**	**406.400** 16.0000	**69.850** 2.7500	**6.4** .25	**18.82 kg** 41.50 lb	**41.275** 1.6250	
***EE820086**	**215.900** 8.5000	**80.592** 3.1729	**6.4** .25	**34.20 kg** 75.40 lb	***820161CD**	**406.400** 16.0000	**147.638** 5.8125	**1.5** .06	**35.69 kg** 78.70 lb	**195.263** 7.6875	820160-B : FLANGE ON OD FRONTFACE, BEARING WIDTH IS T1 DIMENSION 820161CD : GROOVE IN OD CENTER HOLES IN OD CENTER
LM820000 Series											
†JL820048	**100.000** 3.9370	**30.000** 1.1811	**2.3** .09	**1.14 kg** 2.52 lb	**†JLM820012**	**150.000** 5.9055	**26.000** 1.0236	**2.3** .09	**.67 kg** 1.47 lb	**32.000** 1.2598	
XR820000 Series	SEE CROSSED ROLLER BEARING SECTION										
821000 Series											
EE821096D	**241.300** 9.5000	**174.625** 6.8750	**3.3** .13	**-** -	**821165**	**419.100** 16.5000	**71.438** 2.8125	**6.4** .25	**16.04 kg** 35.36 lb	**177.800** 7.0000	
HM821500 Series											HM821511D : GROOVE IN OD CENTER HOLES IN OD CENTER
HM821547	**99.979** 3.9362	**46.038** 1.8125	**3.5** .14	**8.57 kg** 18.89 lb	***HM821511D**	**196.850** 7.7500	**74.422** 2.9300	**1.5** .06	**4.31 kg** 9.51 lb	**103.378** 4.0700	
822000 Series											EE822100X: SHOULDER ON OD FRONTFACE SPECIAL BACKFACE RADIUS SPECIAL FRONTFACE RADIUS
EE822100	**254.000** 10.0000	**73.025** 2.8750	**6.4** .25	**-** -	**822175**	**444.500** 17.5000	**50.800** 2.0000	**6.4** .25	**13.08 kg** 28.84 lb	**76.200** 3.0000	
***EE822100X**	**254.000** 10.0000	**76.200** 3.0000	**6.4** .25	**-** -	***822176DC**	**444.500** 17.5000	**114.300** 4.5000	**1.5** .06	**30.14 kg** 66.45 lb	**165.100** 6.5000	822176CD : GROOVE IN OD CENTER HOLES IN OD CENTER
					***822176D**	**444.500** 17.5000	**114.300** 4.5000	**1.5** .06	**30.14 kg** 66.45 lb	**165.100** 6.5000	
					***822176CD**	**444.500** 17.5000	**114.300** 4.5000	**1.5** .06	**29.23 kg** 64.46 lb	**165.100** 6.5000	822176D : GROOVE IN OD CENTER HOLES IN OD CENTER 822176DC : HOLES IN OD CENTER
EE822101D	**254.000** 10.0000	**133.350** 5.2500	**3.3** .13	**-** -	**822175**	**444.500** 17.5000	**50.800** 2.0000	**6.4** .25	**13.08 kg** 28.84 lb	**133.350** 5.2500	
M822000 Series											
†JM822049	**110.000** 4.3307	**35.000** 1.3780	**3.0** .12	**1.63 kg** 3.58 lb	**†JM822010**	**165.000** 6.4961	**26.500** 1.0433	**2.5** .10	**.83 kg** 1.84 lb	**35.000** 1.3780	
†JM822049H	**110.000** 4.3307	**35.000** 1.3780	**3.0** .12	**1.64 kg** 3.61 lb							
823000 Series											
EE823103D	**260.350** 10.2500	**196.850** 7.7500	**6.4** .25	**-** -	**823175**	**444.500** 17.5000	**73.025** 2.8750	**3.3** .13	**19.50 kg** 43.00 lb	**196.850** 7.7500	
824000 Series											NA824102W: SLOTS IN FRONTFACE SPECIAL BACKFACE RADIUS SPECIAL FRONTFACE RADIUS
***NA824102W**	**260.147** 10.2420	**66.279** 2.6094	**1.5** .06	**-** -	***824163XD**	**412.852** 16.2540	**91.283** 3.5938	**3.2** .12	**15.77 kg** 34.78 lb	**132.558** 5.2188	824163XD : SPECIAL RADIUS ON LEFTFACE OD SPECIAL RADIUS ON RIGHTFACE OD
L826900 Series											L826914-B : FLANGE ON OD FRONTFACE, BEARING WIDTH IS T1 DIMENSION
L826949	**133.350** 5.2500	**25.400** 1.0000	**3.3** .13	**1.25 kg** 2.75 lb	***L826914-B**	**184.150** 7.2500	**18.258** .7188	**3.3** .13	**.71 kg** 1.56 lb	**11.905** .4687	
					L826914	**184.150** 7.2500	**18.258** .7188	**3.3** .13	**.63 kg** 1.38 lb	**25.400** 1.0000	
HM828400 Series											JHM828449V: MADE FROM VACUUM MELT STEEL
***†JHM828449V**	**140.000** 5.5118	**55.000** 2.1654	**3.5** .14	**5.23 kg** 11.53 lb	***†JHM828410V**	**220.000** 8.6614	**42.500** 1.6732	**3.5** .14	**2.34 kg** 5.17 lb	**55.000** 2.1654	JHM828410V : MADE FROM VACUUM MELT STEEL
LL829600 Series											LL829611D : GROOVE IN OD CENTER HOLES IN OD CENTER
LL829648NA	**147.587** 5.8105	**18.131** .7138	**2.3** .09	**-** -	***LL829611D**	**180.924** 7.1230	**26.988** 1.0625	**.8** .03	**.56 kg** 1.24 lb	**36.261** 1.4276	
833000 Series											EE833157DW: KEYWAY IN ID
***EE833157DW**	**400.050** 15.7500	**193.675** 7.6250	**3.3** .13	**-** -	**833232**	**590.550** 23.2500	**80.962** 3.1875	**6.4** .25	**26.66 kg** 58.78 lb	**193.674** 7.6250	833233D : GROOVE IN OD CENTER HOLES IN OD CENTER
EE833161XD	**406.400** 16.0000	**193.675** 7.6250	**3.3** .13	**-** -							

833000 SERIES CONTINUED ON NEXT PAGE

¨These Maximum Fillet Radii will be cleared by the Cone or Cup Radii.
†Bore or O.D. shown are maximum dimensions. *See Remarks Column.

CONE Number	CONE BORE d	CONE WIDTH B	Max Shaft Fillet Radii R ¨	Weight	CUP Number	CUP OUTSIDE DIA D	CUP WIDTH C	Max Hs'ng Fillet Radii r ¨	Weight	BEARING WIDTH T	Remarks
833000 Series (cont)											
EE833160X	**406.400** 16.0000	**107.950** 4.2500	**9.7** .38	**-** -	**833232**	**590.550** 23.2500	**80.962** 3.1875	**6.4** .25	**26.66 kg** 58.78 lb	**107.950** 4.2500	
					***833233D**	**590.550** 23.2500	**174.625** 6.8750	**1.5** .06	**59.72 kg** 131.68 lb	**228.600** 9.0000	
XR836000 Series											
SEE CROSSED ROLLER BEARING SECTION											
HH840200 Series											
HH840249	**190.500** 7.5000	**95.250** 3.7500	**6.4** .25	**23.66 kg** 52.18 lb	**HH840210**	**336.550** 13.2500	**73.025** 2.8750	**6.4** .25	**12.96 kg** 28.58 lb	**98.425** 3.8750	
HM840400 Series											
†JHM840449	**200.000** 7.8740	**62.000** 2.4409	**3.5** .14	**10.39 kg** 22.91 lb	**†JHM840410**	**300.000** 11.8110	**51.000** 2.0079	**2.5** .10	**5.15 kg** 11.35 lb	**65.000** 2.5591	
†JHM840449A	**200.000** 7.8740	**62.000** 2.4409	**9.7** .38	**10.44 kg** 23.02 lb							
843000 Series											EE843220DW: HOLES IN OD CENTER SHOULDER ON ID RIGHTSIDE SLOTS IN LEFTFACE
EE843220	**558.800** 22.0000	**88.108** 3.4688	**6.4** .25	**-** -	**843290**	**736.600** 29.0000	**63.500** 2.5000	**6.4** .25	**24.25 kg** 53.47 lb	**88.106** 3.4687	
EE843220AX	**558.800** 22.0000	**88.108** 3.4688	**9.7** .38	**-** -	***843291D**	**736.600** 29.0000	**138.112** 5.4375	**1.5** .06	**56.87 kg** 125.40 lb	**187.325** 7.3750	EE843221D: SHOULDER ON ID RIGHTSIDE
					***843291CD**	**736.600** 29.0000	**138.112** 5.4375	**1.5** .06	**52.61 kg** 116.00 lb	**187.325** 7.3750	843291CD : GROOVE IN OD CENTER HOLES IN OD CENTER
					***843292D**	**742.950** 29.2500	**138.112** 5.4375	**1.5** .06	**61.12 kg** 134.78 lb	**187.325** 7.3750	843291D : GROOVE IN OD CENTER HOLES IN OD CENTER
***EE843220DW**	**558.800** 22.0000	**155.575** 6.1250	**3.3** .13	**-** -	**843290**	**736.600** 29.0000	**63.500** 2.5000	**6.4** .25	**24.25 kg** 53.47 lb	**155.578** 6.1251	843292D : GROOVE IN OD CENTER HOLES IN OD CENTER
***EE843221D**	**558.800** 22.0000	**155.575** 6.1250	**3.3** .13	**-** -							
LM844000 Series											LM844010DC : HOLES IN OD CENTER
LM844049	**223.838** 8.8125	**46.038** 1.8125	**3.5** .14	**5.57 kg** 12.29 lb	**LM844010**	**295.275** 11.6250	**34.925** 1.3750	**3.3** .13	**2.56 kg** 5.64 lb	**46.038** 1.8125	
					***LM844010DC**	**295.275** 11.6250	**77.788** 3.0625	**.8** .03	**6.26 kg** 13.80 lb	**100.013** 3.9375	
XR844000 Series											
SEE CROSSED ROLLER BEARING SECTION											
L848800 Series											L848848XX: MADE FROM VACUUM MELT STEEL
***L848848XX**	**253.975** 9.9990	**41.500** 1.6339	**1.5** .06	**5.37 kg** 11.85 lb	**L848810**	**324.950** 12.7933	**27.998** 1.1023	**3.3** .13	**2.14 kg** 4.72 lb	**39.000** 1.5354	L848812XX : MADE FROM VACUUM MELT STEEL
L848849	**253.975** 9.9990	**41.500** 1.6339	**1.5** .06	**5.37 kg** 11.85 lb	**L848811**	**324.950** 12.7933	**27.998** 1.1023	**3.3** .13	**2.07 kg** 4.57 lb	**39.000** 1.5354	JL848815-B : FLANGE ON OD FRONTFACE, BEARING WIDTH IS T1 DIMENSION
					***L848812XX**	**324.950** 12.7933	**27.998** 1.1023	**3.3** .13	**2.07 kg** 4.57 lb	**39.000** 1.5354	
					***†JL848815-B**	**330.000** 12.9921	**27.998** 1.1023	**3.3** .13	**3.00 kg** 6.62 lb	**17.000** .6693	
H852800 Series											
H852849	**266.700** 10.5000	**117.475** 4.6250	**6.4** .25	**47.48 kg** 104.69 lb	**H852810**	**444.500** 17.5000	**88.900** 3.5000	**6.4** .25	**25.28 kg** 55.75 lb	**120.650** 4.7500	
L853000 Series											L853011-B : FLANGE ON OD FRONTFACE, BEARING WIDTH IS T1 DIMENSION
L853042	**264.975** 10.4321	**34.925** 1.3750	**3.5** .14	**6.79 kg** 14.97 lb	**L853010**	**352.425** 13.8750	**23.812** .9375	**3.3** .13	**2.25 kg** 4.97 lb	**36.513** 1.4375	
L853048	**275.000** 10.8268	**40.000** 1.5748	**3.5** .14	**6.08 kg** 13.41 lb	***L853011-B**	**349.949** 13.7775	**23.812** .9375	**3.3** .13	**2.17 kg** 4.78 lb	**18.700** .7362	
L853049	**276.225** 10.8750	**34.925** 1.3750	**3.5** .14	**5.48 kg** 12.09 lb							
XR855000 Series											
SEE CROSSED ROLLER BEARING SECTION											
HM855400 Series											HM855419D : GROOVE IN OD CENTER HOLES IN OD CENTER
HM855449	**276.225** 10.8750	**85.725** 3.3750	**6.4** .25	**-** -	***HM855419D**	**508.000** 20.0000	**127.000** 5.0000	**3.3** .13	**69.61 kg** 153.49 lb	**190.500** 7.5000	
HM858500 Series											
HM858548D	**305.054** 12.0100	**200.000** 7.8740	**3.3** .13	**-** -	**HM858511**	**499.948** 19.6830	**77.788** 3.0625	**6.4** .25	**23.59 kg** 52.02 lb	**200.000** 7.8740	

¨These Maximum Fillet Radii will be cleared by the Cone or Cup Radii.
†Bore or O.D. shown are maximum dimensions. *See Remarks Column.

H859000 SERIES CONTINUED ON NEXT PAGE

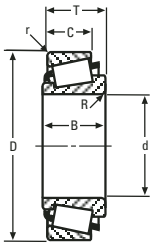

SINGLE ROW

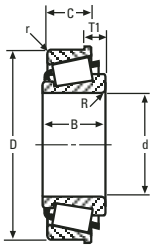

SINGLE ROW WITH FLANGE

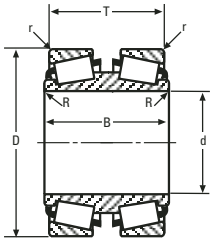

DOUBLE CONE

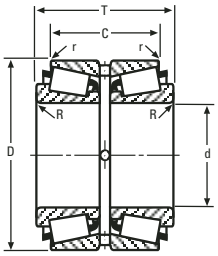

DOUBLE CUP

CONE Number	CONE BORE d	CONE WIDTH B	Max Shaft Fillet Radii R ¨	Weight	CUP Number	CUP OUTSIDE DIA D	CUP WIDTH C	Max Hs'ng Fillet Radii r ¨	Weight	BEARING WIDTH T	Remarks
H859000 Series											H859049H: GROOVE IN OD FRONTFACE NO SMALL RIB SHOULDER ON OD FRONTFACE
H859049	**314.325** 12.3750	**119.062** 4.6875	**6.4** .25	**54.29 kg** 119.71 lb	**H859010**	**495.300** 19.5000	**88.900** 3.5000	**6.4** .25	**28.46 kg** 62.75 lb	**120.650** 4.7500	
***H859049H**	**314.325** 12.3750	**119.062** 4.6875	**6.4** .25	**56.12 kg** 123.75 lb	**H859010V**	**495.300** 19.5000	**88.900** 3.5000	**6.4** .25	**28.46 kg** 62.75 lb	**120.650** 4.7500	
H859049V	**314.325** 12.3750	**119.062** 4.6875	**6.4** .25	**54.26 kg** 119.64 lb							
L860000 Series											L860010CD : GROOVE IN OD CENTER HOLES IN OD CENTER
L860048	**330.200** 13.0000	**47.625** 1.8750	**12.7** .50	**9.06 kg** 19.99 lb	**L860010**	**415.925** 16.3750	**34.925** 1.3750	**3.3** .13	**4.47 kg** 9.86 lb	**47.625** 1.8750	
L860049	**330.200** 13.0000	**47.625** 1.8750	**3.5** .14	**9.68 kg** 21.35 lb	***L860010CD**	**415.925** 16.3750	**74.612** 2.9375	**1.5** .06	**9.35 kg** 20.62 lb	**100.012** 3.9375	
L860049A	**329.895** 12.9880	**47.625** 1.8750	**3.5** .14	**9.76 kg** 21.53 lb							
L860049AA	**333.000** 13.1102	**47.625** 1.8750	**3.5** .14	**9.20 kg** 20.30 lb							
L862600 Series											L862649DGW: ASYMMETRICAL BEARING GROOVE IN ID SHOULDER ON ID RIGHTSIDE SLOTS IN LEFTFACE
***L862649DGW**	**343.052** 13.5060	**127.000** 5.0000	**1.5** .06	**41.65 kg** 91.83 lb	***L862610**	**457.098** 17.9960	**36.551** 1.4390	**.5** .02	**4.30 kg** 9.47 lb	**97.653** 3.8446	
					***L862611**	**457.098** 17.9960	**61.397** 2.4172	**3.3** .13	**6.73 kg** 14.83 lb	**147.345** 5.8010	L862610 : SHOULDER ON OD BACKFACE L862611 : GROOVE IN OD CENTER SHOULDER ON ID BACKFACE SPECIAL CHAMFER ON BACKFACE OD
L865500 Series											L865512-B : CHAMFER ON FRONTFACE OD FLANGE ON OD FRONTFACE, BEARING WIDTH IS T1 DIMENSION
L865547	**381.000** 15.0000	**47.625** 1.8750	**6.4** .25	**12.64 kg** 27.87 lb	***L865512-B**	**479.425** 18.8750	**34.925** 1.3750	**3.3** .13	**6.05 kg** 13.35 lb	**23.813** .9375	
L865548	**381.000** 15.0000	**47.625** 1.8750	**12.7** .50	**12.06 kg** 26.59 lb	**L865512**	**479.425** 18.8750	**34.925** 1.3750	**3.3** .13	**5.60 kg** 12.34 lb	**49.213** 1.9375	
LM867900 Series											LM867949ADW: ASYMMETRICAL BEARING GROOVE IN ID HOLES IN OD CENTER SHOULDER ON ID RIGHTSIDE SLOTS IN LEFTFACE
***LM867949ADW**	**406.400** 16.0000	**144.462** 5.6875	**.8** .03	**66.24 kg** 146.07 lb	***LM867910**	**546.100** 21.5000	**42.819** 1.6858	**1.3** .05	**8.36 kg** 18.43 lb	**116.144** 4.5726	
***LM867949DGW**	**406.400** 16.0000	**144.462** 5.6875	**.8** .03	**66.40 kg** 146.41 lb	***LM867911**	**546.100** 21.5000	**67.236** 2.6471	**6.4** .25	**15.23 kg** 33.58 lb	**166.807** 6.5672	LM867949DGW: ASYMMETRICAL BEARING GROOVE IN ID SHOULDER ON ID RIGHTSIDE SLOTS IN LEFTFACE LM867910 : SHOULDER ON OD BACKFACE LM867911 : GROOVE IN OD CENTER SHOULDER ON ID BACKFACE
LM869400 Series											LM869448D: ASYMMETRICAL BEARING HOLES IN OD CENTER SHOULDER ON OD RIGHTFACE
LM869448	**431.800** 17.0000	**74.612** 2.9375	**3.3** .13	**32.61 kg** 71.91 lb	**LM869410**	**571.500** 22.5000	**52.388** 2.0625	**3.3** .13	**14.74 kg** 32.50 lb	**74.612** 2.9375	
LM869448A	**431.800** 17.0000	**74.612** 2.9375	**6.4** .25	**32.52 kg** 71.70 lb	***LM869410CD**	**571.500** 22.5000	**111.125** 4.3750	**1.5** .06	**30.85 kg** 68.03 lb	**155.575** 6.1250	LM869449ADG: ASYMMETRICAL BEARING GROOVE IN ID HOLES IN OD CENTER SHOULDER ON OD RIGHTFACE SLOTS IN LEFTFACE
LM869448AA	**431.800** 17.0000	**74.612** 2.9375	**9.7** .38	**32.23 kg** 71.07 lb							
***LM869448D**	**431.800** 17.0000	**133.350** 5.2500	**1.5** .06	**73.90 kg** 162.96 lb	**LM869410**	**571.500** 22.5000	**52.388** 2.0625	**3.3** .13	**14.74 kg** 32.50 lb	**136.525** 5.3750	
***LM869449ADG**	**431.800** 17.0000	**133.350** 5.2500	**1.5** .06	**73.65 kg** 162.40 lb							LM869449ADW: ASYMMETRICAL BEARING HOLES IN OD CENTER SHOULDER ON OD RIGHTFACE SLOTS IN LEFTFACE
***LM869449ADW**	**431.800** 17.0000	**133.350** 5.2500	**1.5** .06	**73.79 kg** 162.71 lb							
***LM869449DGW**	**431.800** 17.0000	**133.350** 5.2500	**1.5** .06	**73.57 kg** 162.23 lb							LM869449DGW: ASYMMETRICAL BEARING GROOVE IN ID SHOULDER ON OD RIGHTFACE SLOTS IN LEFTFACE
***LM869449DW**	**431.800** 17.0000	**133.350** 5.2500	**1.5** .06	**73.81 kg** 162.75 lb							LM869449DW: ASYMMETRICAL BEARING SHOULDER ON OD RIGHTFACE SLOTS IN LEFTFACE

LM869400 SERIES CONTINUED ON NEXT PAGE

¨These Maximum Fillet Radii will be cleared by the Cone or Cup Radii.
†Bore or O.D. shown are maximum dimensions. *See Remarks Column.

CONE Number	CONE BORE d	CONE WIDTH B	Max Shaft Fillet Radii R ¨	Weight	CUP Number	CUP OUTSIDE DIA D	CUP WIDTH C	Max Hs'ng Fillet Radii r ¨	Weight	BEARING WIDTH T	Remarks
LM869400 Series (cont)											LM869410CD : GROOVE IN OD CENTER HOLES IN OD CENTER
L871300 Series											L871349DGW: ASYMMETRICAL BEARING GROOVE IN ID SHOULDER ON ID RIGHTSIDE SLOTS IN LEFTFACE
***L871349DGW**	**457.200** 18.0000	**138.112** 5.4375	**.8** .03	**72.66 kg** 160.21 lb	***L871310**	**596.900** 23.5000	**40.780** 1.6055	**.5** .02	**8.15 kg** 17.96 lb	**109.459** 4.3094	L871310 : SHOULDER ON OD BACKFACE
					***L871311**	**596.900** 23.5000	**67.274** 2.6486	**3.3** .13	**15.92 kg** 35.10 lb	**162.448** 6.3956	L871311 : GROOVE IN OD CENTER SHOULDER ON ID BACKFACE
EL875800 Series											
EL875849	**549.275** 21.6250	**26.988** 1.0625	**.8** .03	**5.73 kg** 12.63 lb	**EL875810**	**603.250** 23.7500	**18.258** .7188	**3.3** .13	**2.54 kg** 5.59 lb	**27.782** 1.0938	
LL876400 Series											LL876412X : HOLES IN FRONTFACE SHOULDER ON OD BACKFACE
LL876449	**558.800** 22.0000	**48.412** 1.9060	**6.4** .25	**19.16 kg** 42.25 lb	**LL876410**	**660.400** 26.0000	**34.925** 1.3750	**3.3** .13	**7.80 kg** 17.19 lb	**50.000** 1.9685	
					***LL876412X**	**692.000** 27.2441	**34.925** 1.3750	**-** -	**14.38 kg** 31.71 lb	**50.000** 1.9685	
LL876449D	**558.800** 22.0000	**92.075** 3.6250	**1.5** .06	**44.25 kg** 97.57 lb	**LL876410**	**660.400** 26.0000	**34.925** 1.3750	**3.3** .13	**7.80 kg** 17.19 lb	**95.250** 3.7500	
					***LL876412X**	**692.000** 27.2441	**34.925** 1.3750	**-** -	**14.38 kg** 31.71 lb	**95.250** 3.7500	
L879900 Series											
L879946	**609.397** 23.9920	**92.075** 3.6250	**6.4** .25	**64.41 kg** 142.03 lb	**L879910**	**762.000** 30.0000	**71.438** 2.8125	**6.4** .25	**28.50 kg** 62.83 lb	**95.250** 3.7500	
L879947	**609.600** 24.0000	**92.075** 3.6250	**6.4** .25	**64.27 kg** 141.72 lb							
LM881200 Series											LM881245D: EXTENDED SMALL RIB
***LM881245D**	**635.000** 25.0000	**304.800** 12.0000	**3.3** .13	**-** -	**LM881214**	**939.800** 37.0000	**119.062** 4.6875	**6.4** .25	**113.95 kg** 251.25 lb	**304.800** 12.0000	
XR882000 Series											
SEE CROSSED ROLLER BEARING SECTION											
L882400 Series											L882449DGW: GROOVE IN ID
L882449	**709.976** 27.9518	**110.000** 4.3307	**6.4** .25	**-** -	**L882410**	**899.924** 35.4301	**78.000** 3.0709	**6.4** .25	**44.90 kg** 99.01 lb	**110.000** 4.3307	L882410CD : GROOVE IN OD CENTER HOLES IN OD CENTER
					***L882410D**	**899.924** 35.4301	**166.002** 6.5355	**3.3** .13	**96.54 kg** 212.88 lb	**230.000** 9.0551	
					***L882410CD**	**899.924** 35.4301	**166.002** 6.5355	**3.3** .13	**96.40 kg** 212.56 lb	**230.000** 9.0551	L882410D : GROOVE IN OD CENTER HOLES IN OD CENTER
***L882449DGW**	**709.925** 27.9498	**200.000** 7.8740	**3.3** .13	**-** -	**L882410**	**899.924** 35.4301	**78.000** 3.0709	**6.4** .25	**44.90 kg** 99.01 lb	**200.000** 7.8740	
L882449DW	**709.925** 27.9498	**200.000** 7.8740	**3.3** .13	**-** -							
LL889000 Series											LL889010-B : FLANGE ON OD FRONTFACE, BEARING WIDTH IS T1 DIMENSION
LL889049	**1270.000** 50.0000	**65.088** 2.5625	**6.4** .25	**-** -	***LL889010-B**	**1435.100** 56.5000	**47.625** 1.8750	**6.4** .25	**44.78 kg** 98.75 lb	**36.512** 1.4375	LL889010D : GROOVE IN OD CENTER HOLES IN OD CENTER
					LL889010	**1435.100** 56.5000	**47.625** 1.8750	**6.4** .25	**40.68 kg** 89.70 lb	**69.850** 2.7500	
					***LL889010D**	**1435.100** 56.5000	**101.600** 4.0000	**3.3** .13	**89.90 kg** 198.24 lb	**146.050** 5.7500	
XR889000 Series											
SEE CROSSED ROLLER BEARING SECTION											
XR897000 Series											
SEE CROSSED ROLLER BEARING SECTION											
HM903200 Series											
HM903241	**38.100** 1.5000	**28.575** 1.1250	**3.5** .14	**.72 kg** 1.59 lb	**HM903210**	**95.250** 3.7500	**22.225** .8750	**.8** .03	**.38 kg** .85 lb	**30.958** 1.2188	
HM903244	**41.275** 1.6250	**28.300** 1.1142	**1.5** .06	**.68 kg** 1.49 lb	**HM903216**	**98.425** 3.8750	**22.225** .8750	**.8** .03	**.47 kg** 1.03 lb	**30.958** 1.2188	
HM903245	**41.275** 1.6250	**28.575** 1.1250	**3.5** .14	**.68 kg** 1.49 lb							
HM903247	**44.450** 1.7500	**28.300** 1.1142	**1.3** .05	**.63 kg** 1.39 lb							

¨These Maximum Fillet Radii will be cleared by the Cone or Cup Radii.
†Bore or O.D. shown are maximum dimensions. *See Remarks Column.

HM903200 SERIES CONTINUED ON NEXT PAGE

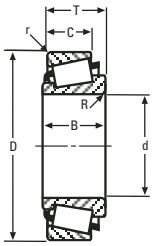

SINGLE ROW

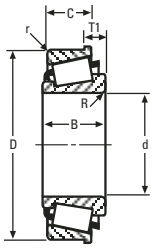

SINGLE ROW WITH FLANGE

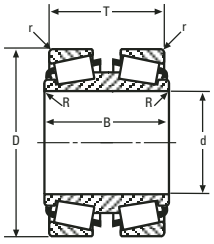

DOUBLE CONE

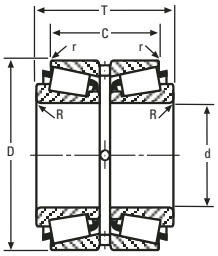

DOUBLE CUP

CONE Number	CONE BORE d	CONE WIDTH B	Max Shaft Fillet Radii R ¨	Weight	CUP Number	CUP OUTSIDE DIA D	CUP WIDTH C	Max Hs'ng Fillet Radii r ¨	Weight	BEARING WIDTH T	Remarks
HM903200 Series (cont)											
HM903248	**44.988** 1.7712	**28.575** 1.1250	**3.5** .14	**.62 kg** 1.37 lb							
HM903249	**44.450** 1.7500	**28.575** 1.1250	**3.5** .14	**.63 kg** 1.39 lb							
HM903249A	**44.450** 1.7500	**28.300** 1.1142	**3.5** .14	**.63 kg** 1.38 lb							
M903300 Series											M903345: SPECIAL BACKFACE RADIUS
***M903345**	**41.275** 1.6250	**23.812** .9375	**3.5** .14	**.55 kg** 1.21 lb	***M903310**	**92.075** 3.6250	**16.670** .6563	**1.5** .06	**.24 kg** .53 lb	**26.195** 1.0313	M903310 : SPECIAL RADIUS ON BACKFACE OD SPECIAL RADIUS ON FRONTFACE OD
HM905800 Series											
HM905843	**44.988** 1.7712	**31.750** 1.2500	**2.5** .10	**.89 kg** 1.96 lb	**HM905810**	**104.986** 4.1333	**23.368** .9200	**2.5** .10	**.49 kg** 1.08 lb	**32.512** 1.2800	
HM907600 Series											
HM907635	**44.450** 1.7500	**28.575** 1.1250	**.8** .03	**.97 kg** 2.14 lb	**HM907614**	**111.125** 4.3750	**20.638** .8125	**3.3** .13	**.50 kg** 1.10 lb	**30.163** 1.1875	
HM907639	**47.625** 1.8750	**28.575** 1.1250	**3.5** .14	**.91 kg** 2.01 lb	**HM907616**	**112.712** 4.4375	**20.638** .8125	**3.3** .13	**.56 kg** 1.23 lb	**30.163** 1.1875	
HM907643	**50.800** 2.0000	**28.575** 1.1250	**3.5** .14	**.86 kg** 1.89 lb							
910000 Series											912401D : GROOVE IN OD CENTER HOLES IN OD CENTER
EE911576D	**400.050** 15.7500	**142.875** 5.6250	**3.5** .14	**-** -	**912400**	**609.600** 24.0000	**60.325** 2.3750	**6.4** .25	**23.82 kg** 52.52 lb	**157.163** 6.1875	
EE911603D	**406.400** 16.0000	**149.225** 5.8750	**3.5** .14	**-** -							
EE911600	**406.400** 16.0000	**84.138** 3.3125	**6.8** .27	**-** -	**912400**	**609.600** 24.0000	**60.325** 2.3750	**6.4** .25	**23.82 kg** 52.52 lb	**92.075** 3.6250	
EE911618	**411.162** 16.1875	**84.138** 3.3125	**6.8** .27	**-** -	***912401D**	**609.600** 24.0000	**123.825** 4.8750	**1.5** .06	**49.65 kg** 109.48 lb	**187.325** 7.3750	
L910300 Series											
L910349	**63.487** 2.4995	**15.500** .6102	**1.0** .04	**-** -	**L910310**	**94.976** 3.7392	**12.000** .4724	**1.0** .04	**.14 kg** .30 lb	**17.000** .6693	
HM911200 Series											HM911210-B : FLANGE ON OD FRONTFACE, BEARING WIDTH IS T1 DIMENSION
HM911242	**53.975** 2.1250	**33.338** 1.3125	**3.5** .14	**1.55 kg** 3.41 lb	***HM911210-B**	**130.175** 5.1250	**23.812** .9375	**3.3** .13	**.77 kg** 1.69 lb	**19.050** .7500	
HM911245	**60.325** 2.3750	**33.338** 1.3125	**5.0** .20	**1.39 kg** 3.06 lb	**HM911210**	**130.175** 5.1250	**23.812** .9375	**3.3** .13	**.67 kg** 1.48 lb	**36.513** 1.4375	
HM911249	**61.912** 2.4375	**33.338** 1.3125	**3.5** .14	**1.36 kg** 3.00 lb	**†JHM911211**	**130.000** 5.1181	**22.649** .8917	**3.3** .13	**.65 kg** 1.44 lb	**36.512** 1.4375	
					HM911216	**134.983** 5.3143	**21.948** .8641	**3.5** .14	**.80 kg** 1.76 lb	**35.862** 1.4119	
HM911243	**53.975** 2.1250	**30.924** 1.2175	**3.5** .14	**1.45 kg** 3.20 lb	HM911243 and grouped cones may be paired with all single cups corresponding to HM911242 and will require -2.413 mm (-.0950 in) to be added to the T-width values.						
HM911244	**59.987** 2.3617	**30.924** 1.2175	**3.5** .14	**1.32 kg** 2.91 lb							
M913700 Series											JM913715D : GROOVE IN OD CENTER HOLES IN OD CENTER
†JM913740	**50.000** 1.9685	**31.000** 1.2205	**2.5** .10	**3.36 kg** 7.41 lb	***†JM913715D**	**140.000** 5.5118	**42.000** 1.6535	**.8** .03	**1.73 kg** 3.82 lb	**70.000** 2.7559	
H913800 Series											
H913840	**59.987** 2.3617	**39.688** 1.5625	**3.5** .14	**2.29 kg** 5.05 lb	**H913810**	**146.050** 5.7500	**25.400** 1.0000	**3.3** .13	**.88 kg** 1.95 lb	**41.275** 1.6250	
H913842	**61.912** 2.4375	**39.688** 1.5625	**3.5** .14	**2.23 kg** 4.92 lb	**†JH913811**	**150.000** 5.9055	**25.400** 1.0000	**3.3** .13	**1.07 kg** 2.35 lb	**41.275** 1.6250	
H913843	**61.912** 2.4375	**39.688** 1.5625	**7.0** .28	**2.20 kg** 4.85 lb							
†JH913848	**70.000** 2.7559	**39.688** 1.5625	**2.0** .08	**1.98 kg** 4.36 lb							
H913849	**69.850** 2.7500	**39.688** 1.5625	**3.5** .14	**1.97 kg** 4.35 lb							

EL914000 SERIES CONTINUED ON NEXT PAGE

¨These Maximum Fillet Radii will be cleared by the Cone or Cup Radii.
†Bore or O.D. shown are maximum dimensions. *See Remarks Column.

CONE Number	CONE BORE d	CONE WIDTH B	Max Shaft Fillet Radii R ¨	Weight	CUP Number	CUP OUTSIDE DIA D	CUP WIDTH C	Max Hs'ng Fillet Radii r ¨	Weight	BEARING WIDTH T	Remarks
EL914000 Series											EL914049: SPECIAL BACKFACE RADIUS SPECIAL FRONTFACE RADIUS EL914010 : SPECIAL RADIUS ON BACKFACE OD SPECIAL RADIUS ON FRONTFACE OD
***EL914049**	**76.200** 3.0000	**9.525** .3750	**1.3** .05	**.14 kg** .31 lb	***EL914010**	**98.425** 3.8750	**7.145** .2813	**1.3** .05	**.07 kg** .16 lb	**11.112** .4375	
HH914400 Series											
HH914447	**63.500** 2.5000	**53.975** 2.1250	**3.5** .14	**4.37 kg** 9.63 lb	**HH914412**	**177.800** 7.0000	**37.308** 1.4688	**3.3** .13	**2.51 kg** 5.53 lb	**57.150** 2.2500	
HH914449	**66.675** 2.6250	**53.975** 2.1250	**3.5** .14	**4.23 kg** 9.32 lb							
HM914500 Series											
HM914545	**69.850** 2.7500	**33.338** 1.3125	**4.0** .16	**1.67 kg** 3.68 lb	**HM914510**	**146.050** 5.7500	**23.812** .9375	**3.3** .13	**.89 kg** 1.96 lb	**36.512** 1.4375	
H914800 Series											
H914841	**68.262** 2.6875	**46.038** 1.8125	**3.5** .14	**2.89 kg** 6.36 lb	**H914811**	**152.400** 6.0000	**35.100** 1.3819	**3.3** .13	**1.53 kg** 3.36 lb	**47.626** 1.8750	
H916600 Series											
H916642	**69.987** 2.7554	**53.183** 2.0938	**3.3** .13	**4.17 kg** 9.19 lb	**H916610**	**176.212** 6.9375	**36.512** 1.4375	**3.3** .13	**2.22 kg** 4.90 lb	**54.770** 2.1563	
H917800 Series											
H917840	**76.200** 3.0000	**53.183** 2.0938	**3.5** .14	**4.39 kg** 9.69 lb	**H917810**	**180.975** 7.1250	**35.720** 1.4063	**3.3** .13	**2.16 kg** 4.76 lb	**53.975** 2.1250	
H917849	**82.550** 3.2500	**53.183** 2.0938	**3.3** .13	**4.06 kg** 8.96 lb							
M919000 Series											M919010D : GROOVE IN OD CENTER HOLES IN OD CENTER
M919048	**89.980** 3.5425	**30.162** 1.1875	**3.5** .14	**3.61 kg** 7.97 lb	***M919010D**	**161.900** 6.3740	**44.450** 1.7500	**1.5** .06	**1.80 kg** 3.98 lb	**69.850** 2.7500	
M919049	**89.980** 3.5425	**30.162** 1.1875	**2.0** .08	**3.63 kg** 8.01 lb							
H919900 Series											
H919942	**84.138** 3.3125	**49.000** 1.9291	**6.4** .25	**4.66 kg** 10.27 lb	**H919911**	**193.675** 7.6250	**34.498** 1.3582	**6.4** .25	**2.34 kg** 5.17 lb	**52.000** 2.0472	
H919942H	**84.138** 3.3125	**49.000** 1.9291	**6.4** .25	**4.66 kg** 10.27 lb							
920000 Series											921851D : GROOVE IN OD CENTER HOLES IN OD CENTER 921876D : GROOVE IN OD CENTER HOLES IN OD CENTER
EE921124	**285.750** 11.2500	**80.569** 3.1720	**9.7** .38	**-** -	**921850**	**469.900** 18.5000	**57.150** 2.2500	**3.3** .13	**12.77 kg** 28.16 lb	**81.770** 3.2193	
					***921851D**	**469.900** 18.5000	**127.000** 5.0000	**1.5** .06	**29.58 kg** 65.23 lb	**177.785** 6.9994	
					921875	**476.250** 18.7500	**57.150** 2.2500	**3.3** .13	**14.88 kg** 32.81 lb	**81.770** 3.2193	
					***921876D**	**476.250** 18.7500	**127.000** 5.0000	**1.5** .06	**33.04 kg** 72.85 lb	**177.785** 6.9994	
EE921150D	**292.100** 11.5000	**142.875** 5.6250	**1.5** .06	**-** -	**921850**	**469.900** 18.5000	**57.150** 2.2500	**3.3** .13	**12.77 kg** 28.16 lb	**138.928** 5.4696	
					921875	**476.250** 18.7500	**57.150** 2.2500	**3.3** .13	**14.88 kg** 32.81 lb	**138.928** 5.4696	
HM921300 Series											HM921343V: MADE FROM VACUUM MELT STEEL HM921310D : GROOVE IN OD CENTER HOLES IN OD CENTER HM921310DV : GROOVE IN OD CENTER HOLES IN OD CENTER MADE FROM VACUUM MELT STEEL
HM921343	**89.916** 3.5400	**36.512** 1.4375	**3.5** .14	**7.13 kg** 15.72 lb	***HM921310D**	**189.967** 7.4790	**54.102** 2.1300	**1.5** .06	**3.17 kg** 6.98 lb	**85.852** 3.3800	
***HM921343V**	**89.916** 3.5400	**36.512** 1.4375	**3.5** .14	**7.13 kg** 15.72 lb	***HM921310DV**	**189.967** 7.4790	**54.102** 2.1300	**1.5** .06	**3.17 kg** 6.98 lb	**85.852** 3.3800	
HM921348	**98.425** 3.8750	**36.512** 1.4375	**3.5** .14	**6.41 kg** 14.13 lb							
LM921800 Series											
LM921845	**101.600** 4.0000	**31.750** 1.2500	**3.3** .13	**2.21 kg** 4.88 lb	**LM921810**	**177.800** 7.0000	**19.050** .7500	**3.3** .13	**.86 kg** 1.90 lb	**34.925** 1.3750	

¨These Maximum Fillet Radii will be cleared by the Cone or Cup Radii.
†Bore or O.D. shown are maximum dimensions. *See Remarks Column.

923000 SERIES CONTINUED ON NEXT PAGE

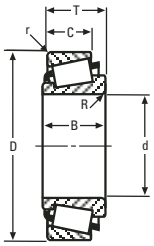

SINGLE ROW

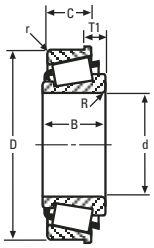

SINGLE ROW WITH FLANGE

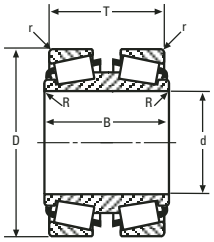

DOUBLE CONE

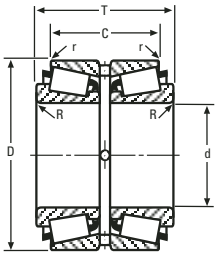

DOUBLE CUP

CONE Number	CONE BORE d	CONE WIDTH B	Max Shaft Fillet Radii R ¨	Weight	CUP Number	CUP OUTSIDE DIA D	CUP WIDTH C	Max Hs'ng Fillet Radii r ¨	Weight	BEARING WIDTH T	Remarks
923000 Series											923176D : GROOVE IN OD CENTER HOLES IN OD CENTER
EE923095	**241.300** 9.5000	**100.012** 3.9375	**6.4** .25	**-** -	**923175**	**444.500** 17.5000	**76.200** 3.0000	**4.8** .19	**21.20 kg** 46.75 lb	**101.600** 4.0000	
					***923176D**	**444.500** 17.5000	**158.750** 6.2500	**1.5** .06	**41.54 kg** 91.59 lb	**209.550** 8.2500	
HH923600 Series											
HH923649	**101.600** 4.0000	**73.025** 2.8750	**6.4** .25	**11.13 kg** 24.54 lb	**HH923610**	**250.825** 9.8750	**50.800** 2.0000	**6.4** .25	**6.35 kg** 14.00 lb	**76.200** 3.0000	
					HH923611	**250.825** 9.8750	**50.800** 2.0000	**3.3** .13	**6.44 kg** 14.19 lb	**76.200** 3.0000	
H924000 Series											H924010D : GROOVE IN OD CENTER HOLES IN OD CENTER
H924033	**101.600** 4.0000	**52.388** 2.0625	**3.5** .14	**6.28 kg** 13.85 lb	**H924010**	**214.312** 8.4375	**39.688** 1.5625	**3.3** .13	**2.79 kg** 6.15 lb	**55.562** 2.1875	
H924043	**109.984** 4.3301	**52.388** 2.0625	**3.5** .14	**5.71 kg** 12.58 lb	***H924010D**	**214.312** 8.4375	**84.138** 3.3125	**1.5** .06	**6.52 kg** 14.38 lb	**115.887** 4.5625	
H924045	**111.125** 4.3750	**52.388** 2.0625	**3.5** .14	**5.63 kg** 12.41 lb							
HH924300 Series											HH924310D : GROOVE IN OD CENTER
HH924349	**111.125** 4.3750	**71.438** 2.8125	**6.4** .25	**19.84 kg** 43.74 lb	***HH924310D**	**241.300** 9.5000	**107.950** 4.2500	**1.5** .06	**11.10 kg** 24.48 lb	**158.750** 6.2500	HOLES IN OD CENTER
					***HH924310DC**	**241.300** 9.5000	**107.950** 4.2500	**1.5** .06	**11.10 kg** 24.48 lb	**158.750** 6.2500	HH924310DC : HOLES IN OD CENTER
925000 Series											EE925179D: HOLES IN OD CENTER
***EE925179D**	**457.073** 17.9950	**412.750** 16.2500	**3.3** .13	**-** -	**925295**	**749.300** 29.5000	**184.150** 7.2500	**6.4** .25	**129.69 kg** 285.97 lb	**419.100** 16.5000	
HH926700 Series											
HH926744	**114.300** 4.5000	**82.550** 3.2500	**6.4** .25	**15.80 kg** 34.83 lb	**HH926710**	**273.050** 10.7500	**53.975** 2.1250	**6.4** .25	**6.96 kg** 15.34 lb	**82.550** 3.2500	
HH926749	**120.650** 4.7500	**82.550** 3.2500	**6.4** .25	**15.04 kg** 33.16 lb	**HH926716**	**279.400** 11.0000	**53.975** 2.1250	**6.4** .25	**8.12 kg** 17.90 lb	**82.550** 3.2500	
HH926749A	**120.650** 4.7500	**82.550** 3.2500	**6.4** .25	**15.08 kg** 33.26 lb							
HM926700 Series											HM926740V: MADE FROM VACUUM MELT STEEL
HM926740	**114.300** 4.5000	**49.428** 1.9460	**3.5** .14	**6.89 kg** 15.20 lb	**HM926710**	**228.600** 9.0000	**38.100** 1.5000	**3.3** .13	**2.78 kg** 6.14 lb	**53.975** 2.1250	JHM926742V: MADE FROM SPECIAL STEEL
***HM926740V**	**114.300** 4.5000	**49.428** 1.9460	**3.5** .14	**6.89 kg** 15.20 lb	***HM926710D**	**228.600** 9.0000	**84.138** 3.3125	**2.3** .09	**6.52 kg** 14.38 lb	**115.887** 4.5625	HM926747TD: TAPERED BORE
***†JHM926742V**	**120.000** 4.7244	**49.428** 1.9460	**3.5** .14	**6.47 kg** 14.27 lb	***HM926710DC**	**228.600** 9.0000	**84.138** 3.3125	**2.3** .09	**6.52 kg** 14.38 lb	**115.887** 4.5625	HM926710D : GROOVE IN OD CENTER HOLES IN OD CENTER
HM926745	**125.298** 4.9330	**49.428** 1.9460	**3.5** .14	**6.09 kg** 13.43 lb	***HM926710V**	**228.600** 9.0000	**38.100** 1.5000	**3.3** .13	**2.78 kg** 6.14 lb	**53.975** 2.1250	
HM926747	**127.000** 5.0000	**49.428** 1.9460	**3.5** .14	**5.96 kg** 13.14 lb	***HM926711V**	**228.600** 9.0000	**38.100** 1.5000	**3.3** .13	**2.80 kg** 6.18 lb	**53.975** 2.1250	HM926710DC : HOLES IN OD CENTER
HM926749	**127.792** 5.0312	**49.428** 1.9460	**3.5** .14	**5.90 kg** 13.01 lb	**HM926719**	**239.974** 9.4478	**38.100** 1.5000	**3.3** .13	**4.03 kg** 8.88 lb	**53.975** 2.1250	HM926710V : MADE FROM VACUUM MELT STEEL
											HM926711V : MADE FROM SPECIAL STEEL
***HM926747TD**	**127.000** 5.0000	**151.244** 5.9545	**1.5** .06	**21.15 kg** 46.64 lb	**HM926710**	**228.600** 9.0000	**38.100** 1.5000	**3.3** .13	**2.78 kg** 6.14 lb	**160.338** 6.3125	
					***HM926710V**	**228.600** 9.0000	**38.100** 1.5000	**3.3** .13	**2.78 kg** 6.14 lb	**160.338** 6.3125	
					***HM926711V**	**228.600** 9.0000	**38.100** 1.5000	**3.3** .13	**2.80 kg** 6.18 lb	**160.338** 6.3125	
					HM926719	**239.974** 9.4478	**38.100** 1.5000	**3.3** .13	**4.03 kg** 8.88 lb	**160.338** 6.3125	
HM926740NA	**114.300** 4.5000	**57.945** 2.2813	**3.5** .14	**14.64 kg** 32.28 lb	***HM926710D**	**228.600** 9.0000	**84.138** 3.3125	**2.3** .09	**6.52 kg** 14.38 lb	**115.890** 4.5626	
					***HM926710DC**	**228.600** 9.0000	**84.138** 3.3125	**2.3** .09	**6.52 kg** 14.38 lb	**115.890** 4.5626	
929000 Series											929341D : GROOVE IN OD CENTER HOLES IN OD CENTER
EE929225	**565.150** 22.2500	**146.050** 5.7500	**8.0** .31	**-** -	***929341D**	**863.600** 34.0000	**228.600** 9.0000	**3.3** .13	**182.71 kg** 402.88 lb	**317.500** 12.5000	
931000 Series											
EE931170D	**431.800** 17.0000	**173.038** 6.8125	**6.4** .25	**-** -	**931250**	**635.000** 25.0000	**73.025** 2.8750	**6.4** .25	**28.69 kg** 63.26 lb	**173.037** 6.8125	

HH932100 SERIES CONTINUED ON NEXT PAGE

¨These Maximum Fillet Radii will be cleared by the Cone or Cup Radii.
†Bore or O.D. shown are maximum dimensions. *See Remarks Column.

CONE Number	CONE BORE d	CONE WIDTH B	Max Shaft Fillet Radii R ¨	Weight	CUP Number	CUP OUTSIDE DIA D	CUP WIDTH C	Max Hs'ng Fillet Radii r ¨	Weight	BEARING WIDTH T	Remarks
HH932100 Series											HH932147TD: TAPERED BORE
HH932132	**127.000** 5.0000	**82.550** 3.2500	**6.4** .25	**21.43 kg** 47.26 lb	**HH932110**	**304.800** 12.0000	**57.150** 2.2500	**6.4** .25	**8.74 kg** 19.28 lb	**88.900** 3.5000	
HH932145	**146.050** 5.7500	**82.550** 3.2500	**6.4** .25	**18.78 kg** 41.42 lb	**HH932115**	**311.150** 12.2500	**57.150** 2.2500	**6.4** .25	**9.99 kg** 22.03 lb	**88.900** 3.5000	
***HH932147TD**	**147.638** 5.8125	**142.875** 5.6250	**.7** .03	**43.48 kg** 95.88 lb	**HH932110**	**304.800** 12.0000	**57.150** 2.2500	**6.4** .25	**8.74 kg** 19.28 lb	**155.575** 6.1250	
					HH932115	**311.150** 12.2500	**57.150** 2.2500	**6.4** .25	**9.99 kg** 22.03 lb	**155.575** 6.1250	
H936300 Series											H936348XX: MADE FROM VACUUM MELT STEEL
H936340	**155.575** 6.1250	**79.375** 3.1250	**6.4** .25	**22.09 kg** 48.70 lb	**H936310**	**330.200** 13.0000	**53.975** 2.1250	**6.4** .25	**9.52 kg** 20.99 lb	**85.725** 3.3750	H936349XX: MADE FROM VACUUM MELT STEEL
***H936348XX**	**168.275** 6.6250	**79.375** 3.1250	**6.4** .25	**20.03 kg** 44.16 lb	**H936310XX**	**330.200** 13.0000	**53.975** 2.1250	**6.4** .25	**9.52 kg** 20.99 lb	**85.725** 3.3750	
H936349	**168.275** 6.6250	**79.375** 3.1250	**6.4** .25	**20.08 kg** 44.27 lb	**H936313**	**336.550** 13.2500	**53.975** 2.1250	**6.4** .25	**10.92 kg** 24.07 lb	**85.725** 3.3750	
***H936349XX**	**168.275** 6.6250	**79.375** 3.1250	**6.4** .25	**20.08 kg** 44.27 lb	**H936316**	**342.900** 13.5000	**53.975** 2.1250	**6.4** .25	**12.35 kg** 27.22 lb	**85.725** 3.3750	
940000 Series											941102DW: KEYWAY IN ID RIGHTSIDE NO SMALL RIB
EE941002	**254.000** 10.0000	**74.612** 2.9375	**6.4** .25	**-** -	**941950**	**495.300** 19.5000	**53.975** 2.1250	**3.3** .13	**14.69 kg** 32.40 lb	**76.200** 3.0000	
EE941205	**304.800** 12.0000	**74.612** 2.9375	**6.4** .25	**-** -	**941951XD**	**495.300** 19.5000	**120.650** 4.7500	**1.5** .06	**32.89 kg** 72.52 lb	**162.245** 6.3876	941202DW: KEYWAY IN ID RIGHTSIDE NO SMALL RIB
***EE941205H**	**304.800** 12.0000	**74.612** 2.9375	**6.4** .25	**36.34 kg** 80.12 lb	**941952XD**	**495.300** 19.5000	**127.000** 5.0000	**1.5** .06	**36.01 kg** 79.40 lb	**168.595** 6.6376	EE941204TD: KEYWAY IN ID TAPERED BORE
***EE941205X**	**304.800** 12.0000	**77.866** 3.0656	**6.4** .25	**-** -	***941953DC**	**495.300** 19.5000	**127.000** 5.0000	**1.5** .06	**35.86 kg** 79.08 lb	**168.595** 6.6376	
					***941953D**	**495.300** 19.5000	**127.000** 5.0000	**1.5** .06	**33.88 kg** 74.70 lb	**168.595** 6.6376	EE941205H: NO SMALL RIB
											EE941205X: EXTENDED SMALL RIB SHOULDER ON OD FRONTFACE
***941102DW**	**279.400** 11.0000	**120.650** 4.7500	**1.5** .06	**-** -	**941950**	**495.300** 19.5000	**53.975** 2.1250	**3.3** .13	**14.69 kg** 32.40 lb	**137.953** 5.4312	EE941207D: EXTENDED SMALL RIB
EE941106D	**279.400** 11.0000	**134.938** 5.3125	**1.5** .06	**-** -							941953D : GROOVE IN OD CENTER HOLES IN OD CENTER
***941202DW**	**304.800** 12.0000	**120.650** 4.7500	**1.5** .06	**-** -							
***EE941204TD**	**304.800** 12.0000	**134.938** 5.3125	**3.3** .13	**-** -							941953DC : HOLES IN OD CENTER
EE941206D	**304.800** 12.0000	**134.938** 5.3125	**1.5** .06	**-** -							
***EE941207D**	**304.800** 12.0000	**141.288** 5.5625	**1.5** .06	**-** -							
HH949500 Series											HH949510D : GROOVE IN OD CENTER HOLES IN OD CENTER
HH949549	**228.600** 9.0000	**111.125** 4.3750	**6.4** .25	**-** -	**HH949510**	**488.950** 19.2500	**73.025** 2.8750	**6.4** .25	**31.30 kg** 69.02 lb	**123.825** 4.8750	
					***HH949510DC**	**488.950** 19.2500	**152.400** 6.0000	**1.5** .06	**66.45 kg** 146.52 lb	**254.000** 10.0000	HH949510DC : HOLES IN OD CENTER
					***HH949510D**	**488.950** 19.2500	**152.400** 6.0000	**1.5** .06	**66.45 kg** 146.52 lb	**254.000** 10.0000	
HH953700 Series											HH953710D : GROOVE IN OD CENTER HOLES IN OD CENTER
HH953749	**254.000** 10.0000	**120.650** 4.7500	**6.4** .25	**-** -	**HH953710**	**533.400** 21.0000	**77.788** 3.0625	**6.4** .25	**39.86 kg** 87.88 lb	**133.350** 5.2500	
					***HH953710DC**	**533.400** 21.0000	**165.100** 6.5000	**1.5** .06	**86.83 kg** 191.45 lb	**276.224** 10.8750	HH953710DC : HOLES IN OD CENTER
					***HH953710D**	**533.400** 21.0000	**165.100** 6.5000	**1.5** .06	**86.82 kg** 191.44 lb	**276.224** 10.8750	
LL957000 Series											LL957049V: MADE FROM VACUUM MELT STEEL
LL957049	**312.738** 12.3125	**20.638** .8125	**2.3** .09	**2.20 kg** 4.85 lb	**LL957010**	**358.775** 14.1250	**14.288** .5625	**1.5** .06	**.91 kg** 2.01 lb	**22.225** .8750	LL957010V : MADE FROM VACUUM MELT STEEL
***LL957049V**	**312.738** 12.3125	**20.638** .8125	**2.3** .09	**-** -	***LL957010V**	**358.775** 14.1250	**14.288** .5625	**1.5** .06	**.91 kg** 2.01 lb	**22.225** .8750	

¨These Maximum Fillet Radii will be cleared by the Cone or Cup Radii.
†Bore or O.D. shown are maximum dimensions. *See Remarks Column.

HM957500 SERIES CONTINUED ON NEXT PAGE

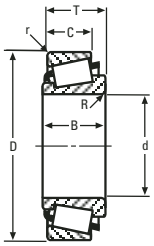

SINGLE ROW

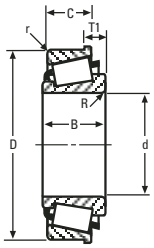

SINGLE ROW WITH FLANGE

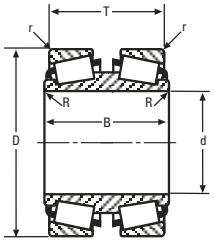

DOUBLE CONE

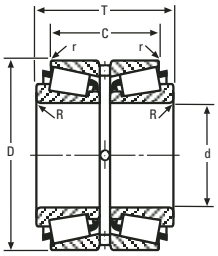

DOUBLE CUP

CONE Number	CONE BORE d	CONE WIDTH B	Max Shaft Fillet Radii R ¨	Weight	CUP Number	CUP OUTSIDE DIA D	CUP WIDTH C	Max Hs'ng Fillet Radii r ¨	Weight	BEARING WIDTH T	Remarks
HM957500 Series											JHM957540DW: EXTENDED SMALL RIB
***†JHM957540DW**	**300.000** 11.8110	**180.000** 7.0866	**2.5** .10	**96.55 kg** 212.90 lb	***†JHM957519W**	**479.500** 18.8780	**64.000** 2.5197	**4.0** .16	**20.28 kg** 44.71 lb	**180.002** 7.0867	JHM957519W : HOLES IN BACKFACE KEYWAY IN OD BACKFACE
HM959300 Series											HM959348DW: KEYWAY IN RIGHTFACE
HM959347DW	**305.034** 12.0092	**200.000** 7.8740	**3.3** .13	**153.80 kg** 339.13 lb	***HM959318**	**559.816** 22.0400	**68.250** 2.6870	**3.3** .13	**44.70 kg** 98.57 lb	**200.000** 7.8740	HM959318 : SHOULDER ON OD BACKFACE SPECIAL RADIUS ON BACKFACE OD
***HM959348DW**	**305.034** 12.0092	**200.000** 7.8740	**3.3** .13	**-** -	***HM959319A**	**559.948** 22.0452	**67.882** 2.6725	**6.8** .27	**40.15 kg** 88.53 lb	**199.263** 7.8450	
HM959349D	**305.000** 12.0079	**169.977** 6.6920	**3.3** .13	**-** -	***HM959319**	**559.948** 22.0452	**67.882** 2.6725	**2.0** .08	**37.95 kg** 83.68 lb	**199.263** 7.8450	HM959319 : CHAMFER ON BACKFACE OD HM959319A : CHAMFER ON BACKFACE OD
M959400 Series											M959441DW: EXTENDED SMALL RIB
***M959441DW**	**305.054** 12.0100	**200.025** 7.8750	**6.4** .25	**-** -	**M959410**	**499.948** 19.6830	**53.975** 2.1250	**6.4** .25	**18.83 kg** 41.53 lb	**200.025** 7.8750	M959442DW: EXTENDED SMALL RIB KEYWAY IN ID
M959442D	**305.054** 12.0100	**200.025** 7.8750	**6.4** .25	**-** -							
***M959442DW**	**305.054** 12.0100	**200.025** 7.8750	**6.4** .25	**-** -							
M959447DE	**317.754** 12.5100	**200.025** 7.8750	**6.4** .25	**-** -							
M959442	**304.800** 12.0000	**79.375** 3.1250	**6.4** .25	**-** -	**M959410**	**499.948** 19.6830	**53.975** 2.1250	**6.4** .25	**18.83 kg** 41.53 lb	**101.600** 4.0000	
HM959600 Series											HM959618 : SHOULDER ON OD BACKFACE SPECIAL RADIUS ON BACKFACE OD
HM959649D	**305.000** 12.0079	**169.977** 6.6920	**3.3** .13	**-** -	***HM959618**	**559.867** 22.0420	**56.426** 2.2215	**1.5** .06	**33.49 kg** 73.84 lb	**176.352** 6.9430	
HM959700 Series											HM959744DW: KEYWAY IN ID
HM959741DW	**305.034** 12.0092	**200.025** 7.8750	**3.3** .13	**122.31 kg** 269.68 lb	**HM959710**	**499.948** 19.6830	**63.500** 2.5000	**6.4** .25	**22.17 kg** 48.89 lb	**200.025** 7.8750	HM959719X : HOLES IN BACKFACE
***HM959744DW**	**305.156** 12.0140	**200.025** 7.8750	**3.3** .13	**-** -	***HM959719X**	**529.500** 20.8465	**70.900** 2.7913	**-** -	**37.61 kg** 82.94 lb	**214.823** 8.4576	SHOULDER ON OD BACKFACE
HM959739DW	**305.034** 12.0092	**200.025** 7.8750	**6.4** .25	**114.26 kg** 251.94 lb	HM959739DW may be paired with all single cups corresponding to HM959741DW and will require -19.050 mm (-.7500 in) to be added to the T-width values.						
LM961500 Series											LM961548D: ASYMMETRICAL BEARING SHOULDER ON OD RIGHTFACE
LM961548	**342.900** 13.5000	**63.500** 2.5000	**3.3** .13	**18.92 kg** 41.72 lb	**LM961510**	**457.098** 17.9960	**46.038** 1.8125	**3.3** .13	**8.87 kg** 19.57 lb	**66.675** 2.6250	
LM961548V	**342.900** 13.5000	**63.500** 2.5000	**3.3** .13	**18.92 kg** 41.72 lb	**LM961510XD**	**457.098** 17.9960	**104.775** 4.1250	**1.5** .06	**21.86 kg** 48.19 lb	**146.050** 5.7500	LM961548DW: ASYMMETRICAL BEARING SHOULDER ON OD RIGHTFACE SLOTS IN RIGHTFACE
					LM961511	**457.098** 17.9960	**47.625** 1.8750	**3.3** .13	**9.34 kg** 20.60 lb	**68.262** 2.6875	
					***LM961511D**	**457.098** 17.9960	**101.600** 4.0000	**1.5** .06	**20.15 kg** 44.42 lb	**142.875** 5.6250	LM961511D : GROOVE IN OD CENTER HOLES IN OD CENTER
					LM961511V	**457.098** 17.9960	**47.625** 1.8750	**3.3** .13	**9.38 kg** 20.69 lb	**68.262** 2.6875	
***LM961548D**	**343.052** 13.5060	**122.238** 4.8125	**1.5** .06	**43.80 kg** 96.58 lb	**LM961510**	**457.098** 17.9960	**46.038** 1.8125	**3.3** .13	**8.87 kg** 19.57 lb	**120.650** 4.7500	
***LM961548DW**	**343.052** 13.5060	**122.238** 4.8125	**1.5** .06	**43.80 kg** 96.58 lb	**LM961511**	**457.098** 17.9960	**47.625** 1.8750	**3.3** .13	**9.34 kg** 20.60 lb	**123.825** 4.8750	
LM961549D	**343.052** 13.5060	**120.650** 4.7500	**1.5** .06	**43.57 kg** 96.07 lb	**LM961511V**	**457.098** 17.9960	**47.625** 1.8750	**3.3** .13	**9.38 kg** 20.69 lb	**123.825** 4.8750	
LM961549DW	**343.052** 13.5060	**120.650** 4.7500	**1.5** .06	**43.52 kg** 95.96 lb							
H961600 Series											H961610CD : GROOVE IN OD CENTER HOLES IN OD CENTER
H961649	**317.500** 12.5000	**131.762** 5.1875	**14.3** .56	**-** -	**H961610**	**622.300** 24.5000	**82.550** 3.2500	**12.7** .50	**52.33 kg** 115.39 lb	**147.638** 5.8125	
					***H961610D**	**622.300** 24.5000	**174.625** 6.8750	**3.3** .13	**113.69 kg** 250.68 lb	**304.800** 12.0000	H961610D : GROOVE IN OD CENTER HOLES IN OD CENTER
					***H961610CD**	**622.300** 24.5000	**174.625** 6.8750	**3.3** .13	**113.59 kg** 250.46 lb	**304.800** 12.0000	

M966700 SERIES CONTINUED ON NEXT PAGE

¨These Maximum Fillet Radii will be cleared by the Cone or Cup Radii.
†Bore or O.D. shown are maximum dimensions. *See Remarks Column.

CONE Number	CONE BORE d	CONE WIDTH B	Max Shaft Fillet Radii R ¨	Weight	CUP Number	CUP OUTSIDE DIA D	CUP WIDTH C	Max Hs'ng Fillet Radii r ¨	Weight	BEARING WIDTH T	Remarks
M966700 Series											JM966740DW: EXTENDED SMALL RIB
***†JM966740DW**	**380.000**	**260.000**	**1.5**	**150.60 kg**	***†JM966711W**	**567.500**	**70.000**	**4.0**	**25.12 kg**	**180.000**	
	14.9606	10.2362	.06	332.07 lb		22.3425	2.7559	.16	55.39 lb	7.0866	JM966711W : HOLES IN BACKFACE KEYWAY IN OD BACKFACE
†JM966748DW	**390.000**	**180.000**	**2.0**	**126.44 kg**	***†JM966719**	**590.000**	**110.000**	**6.4**	**67.71 kg**	**260.000**	
	15.3543	7.0866	.08	278.80 lb		23.2283	4.3307	.25	149.30 lb	10.2362	
											JM966719 : GROOVE IN OD BACKFACE SHOULDER ON ID BACKFACE
H969200 Series											H969210D : GROOVE IN OD CENTER HOLES IN OD CENTER
H969249	**406.400**	**161.925**	**12.7**	**-**	**H969210**	**762.000**	**107.950**	**12.7**	**100.77 kg**	**180.975**	
	16.0000	6.3750	.50	-		30.0000	4.2500	.50	222.19 lb	7.1250	
					***H969210D**	**762.000**	**222.250**	**3.3**	**211.80 kg**	**368.300**	
						30.0000	8.7500	.13	467.01 lb	14.5000	
M969800 Series											M969831DW: KEYWAY IN ID
***M969831DW**	**399.964**	**200.000**	**3.3**	**-**	**M969811**	**649.950**	**68.250**	**6.4**	**36.99 kg**	**200.000**	
	15.7466	7.8740	.13	-		25.5886	2.6870	.25	81.56 lb	7.8740	M969832DW: KEYWAY IN RIGHTFACE
***M969832DW**	**399.964**	**200.000**	**3.3**	**-**							
	15.7466	7.8740	.13	-							
970000 Series											971352D: NO SMALL RIB
EE971298	**329.870**	**76.200**	**4.8**	**-**	**972100**	**533.400**	**50.800**	**3.3**	**15.31 kg**	**76.200**	
	12.9870	3.0000	.19	-		21.0000	2.0000	.13	33.75 lb	3.0000	972102CD : GROOVE IN OD CENTER
EE971354	**342.900**	**76.200**	**4.8**	**-**	***972102CD**	**533.400**	**114.300**	**1.5**	**34.21 kg**	**165.100**	HOLES IN OD CENTER
	13.5000	3.0000	.19	-		21.0000	4.5000	.06	75.44 lb	6.5000	
					***972103DC**	**533.400**	**123.825**	**1.5**	**37.84 kg**	**174.625**	972103D : GROOVE IN OD CENTER
						21.0000	4.8750	.06	83.43 lb	6.8750	HOLES IN OD CENTER
					***972103D**	**533.400**	**123.825**	**1.5**	**37.84 kg**	**174.625**	
						21.0000	4.8750	.06	83.43 lb	6.8750	972103DC : HOLES IN OD CENTER
					***972151D**	**546.100**	**152.400**	**3.3**	**57.84 kg**	**177.800**	
						21.5000	6.0000	.13	127.53 lb	7.0000	972151D : GROOVE IN OD CENTER HOLES IN OD CENTER
***971352D**	**342.900**	**131.762**	**1.5**	**-**	**972100**	**533.400**	**50.800**	**3.3**	**15.31 kg**	**139.700**	
	13.5000	5.1875	.06	-		21.0000	2.0000	.13	33.75 lb	5.5000	
EE971355D	**342.900**	**146.050**	**3.3**	**-**							
	13.5000	5.7500	.13	-							
LM974500 Series											
LM974534DW	**482.600**	**200.000**	**3.3**	**236.78 kg**	**LM974511**	**733.425**	**68.262**	**17.5**	**37.11 kg**	**199.263**	
	19.0000	7.8740	.13	522.11 lb		28.8750	2.6875	.69	81.82 lb	7.8450	
LM974535DW	**482.600**	**200.000**	**6.4**	**-**	LM974535DW may be paired with all single cups corresponding to LM974534DW and will require .737 mm (.0290 in) to be added to the T-width values.						
	19.0000	7.8740	.25	-							
LM975300 Series											LM975339DW: KEYWAY IN LEFTFACE
***LM975339DW**	**509.948**	**200.025**	**3.3**	**228.52 kg**	**LM975311**	**733.425**	**69.482**	**4.8**	**35.94 kg**	**199.263**	
	20.0767	7.8750	.13	503.88 lb		28.8750	2.7355	.19	79.24 lb	7.8450	
LM975340DW	**509.948**	**200.025**	**3.3**	**224.51 kg**							
	20.0767	7.8750	.13	495.05 lb							
980000 Series											982025D: NO SMALL RIB
EE982003	**508.000**	**81.758**	**6.4**	**-**	**982900**	**736.600**	**53.975**	**3.3**	**28.73 kg**	**88.900**	
	20.0000	3.2188	.25	-		29.0000	2.1250	.13	63.35 lb	3.5000	982901CD : GROOVE IN OD CENTER
EE982028	**514.350**	**81.758**	**6.4**	**-**	***982901CD**	**736.600**	**114.300**	**1.5**	**60.18 kg**	**186.502**	HOLES IN OD CENTER
	20.2500	3.2188	.25	-		29.0000	4.5000	.06	132.69 lb	7.3426	
EE982051	**520.700**	**81.758**	**6.4**	**-**							
	20.5000	3.2188	.25	-							
***982025D**	**514.350**	**127.000**	**3.3**	**-**	**982900**	**736.600**	**53.975**	**3.3**	**28.73 kg**	**154.400**	
	20.2500	5.0000	.13	-		29.0000	2.1250	.13	63.35 lb	6.0788	
LM985000 Series											JLM985049DW: KEYWAY IN RIGHTFACE
***†JLM985049DW**	**800.000**	**300.000**	**1.5**	**-**	**†JLM985010**	**1100.000**	**114.000**	**6.0**	**145.68 kg**	**300.000**	
	31.4961	11.8110	.06	-		43.3071	4.4882	.24	321.23 lb	11.8110	
LM986900 Series											LM986910D : GROOVE IN OD CENTER HOLES IN OD CENTER
LM986949	**863.600**	**196.850**	**28.7**	**-**	***LM986910D**	**1371.600**	**285.750**	**6.4**	**728.63 kg**	**469.890**	
	34.0000	7.7500	1.13	-		54.0000	11.2500	.25	1606.62 lb	18.4996	
LL989300 Series											
LL989349	**1431.925**	**57.150**	**6.4**	**-**	**LL989310XD**	**1584.325**	**79.375**	**3.3**	**68.81 kg**	**130.175**	
	56.3750	2.2500	.25	-		62.3750	3.1250	.13	151.72 lb	5.1250	

¨These Maximum Fillet Radii will be cleared by the Cone or Cup Radii.
†Bore or O.D. shown are maximum dimensions. *See Remarks Column.

ISO CLASS BEARINGS SERIES CONTINUED ON NEXT PAGE

THE TIMKEN® ISOCLASS™ BEARING SPECTRUM

■ Standard IsoClass Bearings

The 30000 series bearings included in the original ISO/R 355 standard, often referenced as DIN720, now constitute the core of the IsoClass line of metric bearings.

■ IsoClass Spacer Assemblies

A wide range of spacer assemblies is available for numerous applications in the original-equipment and replacement markets.

Most single-row standard IsoClass bearings can be supplied as a two-row, preset, ready-to-fit assembly by adding spacers machined to pre-determined dimensions and tolerances.

For details, please contact your Timken sales representative.

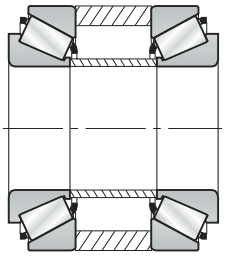

IsoClass Spacer Assemblies

■ Customized IsoClass Bearings

Modified and flanged IsoClass bearings are indicated by prefixes and/or suffixes to the basic part number. These bearings are not interchangeable with bearings sharing the same basic part number.

•Modified IsoClass Bearings

Timken has developed modified ISO 355 bearing designs to meet specific application requirements. These bearings have a modified external configuration or internal geometry.

•Flanged IsoClass Bearings

A variation on standard IsoClass bearings, the flanged outer race facilitates axial location and accurately aligned seats in a through-bored housing.

Original ISO/R 355 Part Numbering System

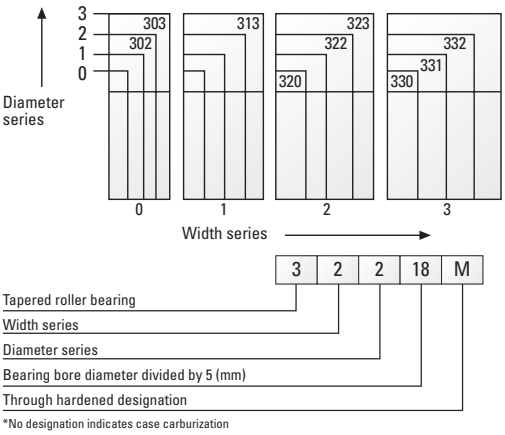

*No designation indicates case carburization

ISO STANDARDS

The ISO 355 international metric standard defines dimensions and cup angles for single-row tapered roller bearings. Originally intended to replace the ISO/R 355 standard, the new ISO 355 standard defined additional bearings and created new designation codes for the entire dimensional spectrum of ISO 355 metric bearings.

Because new designation codes would have incurred expense for many manufacturers and users, the market retained the designation codes for bearings that were in accordance with both the old and new standards.

Comparison of ISO bearing designs (55 mm bore diameter)

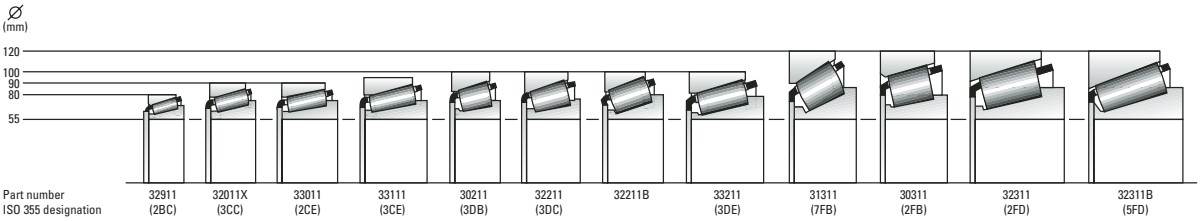

CONE (Inner Race) number	CUP (Outer Race) number	Cone BORE d	Cup OUTSIDE DIA. D	Bearing WIDTH T	Cone WIDTH B	Cup WIDTH C	Max. Shaft Fillet Radii R	Max. Hsng. Fillet Radii r	Weight
X30203	**Y30203**	**17.000** 0.6693	**40.000** 1.5748	**13.250** 0.5217	**12.000** 0.4724	**11.000** 0.4331	**1.0** 0.04	**1.0** 0.04	**0.08 kg** 0.18 lb
X30204	**Y30204**	**20.000** 0.7874	**47.000** 1.8504	**15.250** 0.6004	**14.000** 0.5512	**12.000** 0.4724	**1.0** 0.04	**1.0** 0.04	**0.13 kg** 0.28 lb
X30204	**Y30204Z**	**20.000** 0.7874	**47.000** 1.8504	**15.250** 0.6004	**14.000** 0.5512	**12.000** 0.4724	**1.0** 0.04	**1.0** 0.04	**0.13 kg** 0.28 lb
X30204M	**Y30204M**	**20.000** 0.7874	**47.000** 1.8504	**15.250** 0.6004	**14.000** 0.5512	**12.000** 0.4724	**1.0** 0.04	**1.0** 0.04	**0.13 kg** 0.28 lb
X30205	**Y30205**	**25.000** 0.9843	**52.000** 2.0472	**16.250** 0.6398	**15.000** 0.5906	**13.000** 0.5118	**1.0** 0.04	**1.0** 0.04	**0.15 kg** 0.33 lb
X30205	**YAA30205**	**25.000** 0.9843	**52.000** 2.0472	**16.250** 0.6398	**15.000** 0.5906	**13.000** 0.5118	**1.0** 0.04	**1.5** 0.06	**0.15 kg** 0.33 lb
X30205M	**Y30205M**	**25.000** 0.9843	**52.000** 2.0472	**16.250** 0.6398	**15.000** 0.5906	**13.000** 0.5118	**1.0** 0.04	**1.0** 0.04	**0.15 kg** 0.33 lb
XAA30205	**Y30205**	**25.000** 0.9843	**52.000** 2.0472	**16.250** 0.6398	**15.000** 0.5906	**13.000** 0.5118	**4.0** 0.16	**1.0** 0.04	**0.15 kg** 0.33 lb
XAA30205	**YAA30205**	**25.000** 0.9843	**52.000** 2.0472	**16.250** 0.6398	**15.000** 0.5906	**13.000** 0.5118	**4.0** 0.16	**1.5** 0.06	**0.15 kg** 0.33 lb
X30206	**Y30206**	**30.000** 1.1811	**62.000** 2.4409	**17.250** 0.6791	**16.000** 0.6299	**14.000** 0.5512	**1.0** 0.04	**1.0** 0.04	**0.23 kg** 0.51 lb
X30206M	**Y30206M**	**30.000** 1.1811	**62.000** 2.4409	**17.250** 0.6791	**16.000** 0.6299	**14.000** 0.5512	**1.0** 0.04	**1.0** 0.04	**0.24 kg** 0.53 lb
X30207	**Y30207**	**35.000** 1.3780	**72.000** 2.8346	**18.250** 0.7185	**17.000** 0.6693	**15.000** 0.5906	**1.5** 0.06	**1.5** 0.06	**0.33 kg** 0.72 lb
X30207M	**Y30207M**	**35.000** 1.3780	**72.000** 2.8346	**18.250** 0.7185	**17.000** 0.6693	**15.000** 0.5906	**1.5** 0.06	**1.5** 0.06	**0.34 kg** 0.75 lb
X30208	**Y30208**	**40.000** 1.5748	**80.000** 3.1496	**19.750** 0.7776	**18.000** 0.7087	**16.000** 0.6299	**1.5** 0.06	**1.5** 0.06	**0.43 kg** 0.95 lb
X30208M	**Y30208M**	**40.000** 1.5748	**80.000** 3.1496	**19.750** 0.7776	**18.000** 0.7087	**16.000** 0.6299	**1.5** 0.06	**1.5** 0.06	**0.43 kg** 0.95 lb
X30209	**Y30209**	**45.000** 1.7717	**85.000** 3.3465	**20.750** 0.8169	**19.000** 0.7480	**16.000** 0.6299	**1.5** 0.06	**1.5** 0.06	**0.49 kg** 1.07 lb
X30209M	**Y30209M**	**45.000** 1.7717	**85.000** 3.3465	**20.750** 0.8169	**19.000** 0.7480	**16.000** 0.6299	**1.5** 0.06	**1.5** 0.06	**0.46 kg** 1.01 lb
X30210	**Y30210**	**50.000** 1.9685	**90.000** 3.5433	**21.750** 0.8563	**20.000** 0.7874	**17.000** 0.6693	**1.5** 0.06	**1.5** 0.06	**0.55 kg** 1.21 lb
X30210M	**Y30210M**	**50.000** 1.9685	**90.000** 3.5433	**21.750** 0.8563	**20.000** 0.7874	**17.000** 0.6693	**1.5** 0.06	**1.5** 0.06	**0.55 kg** 1.22 lb
X30210M	***Y30210RM**	**50.000** 1.9685	**90.000** 3.5433	**8.750** 0.3445	**20.000** 0.7874	**17.000** 0.6693	**1.5** 0.06	**1.5** 0.06	**0.54 kg** 1.19 lb
XGA30210	**Y30210**	**52.000** 2.0472	**90.000** 3.5433	**21.750** 0.8563	**20.000** 0.7874	**17.000** 0.6693	**4.0** 0.16	**1.5** 0.06	**0.52 kg** 1.15 lb
X30211	**Y30211**	**55.000** 2.1654	**100.000** 3.9370	**22.750** 0.8957	**21.000** 0.8268	**18.000** 0.7087	**2.0** 0.08	**1.5** 0.06	**0.72 kg** 1.58 lb
X30211M	**Y30211M**	**55.000** 2.1654	**100.000** 3.9370	**22.750** 0.8957	**21.000** 0.8268	**18.000** 0.7087	**2.0** 0.08	**1.5** 0.06	**0.73 kg** 1.62 lb
X30212	**Y30212**	**60.000** 2.3622	**110.000** 4.3307	**23.750** 0.9350	**22.000** 0.8661	**19.000** 0.7480	**2.0** 0.08	**1.5** 0.06	**0.89 kg** 1.97 lb
X30212M	**Y30212M**	**60.000** 2.3622	**110.000** 4.3307	**23.750** 0.9350	**22.000** 0.8661	**19.000** 0.7480	**2.0** 0.08	**1.5** 0.06	**0.89 kg** 1.97 lb
X30213	**Y30213**	**65.000** 2.5591	**120.000** 4.7244	**24.750** 0.9744	**23.000** 0.9055	**20.000** 0.7874	**2.0** 0.08	**1.5** 0.06	**1.15 kg** 2.52 lb
X30213M	**Y30213M**	**65.000** 2.5591	**120.000** 4.7244	**24.750** 0.9744	**23.000** 0.9055	**20.000** 0.7874	**2.0** 0.08	**1.5** 0.06	**1.16 kg** 2.56 lb
X30214	**Y30214**	**70.000** 2.7559	**125.000** 4.9213	**26.250** 1.0335	**24.000** 0.9449	**21.000** 0.8268	**2.0** 0.08	**1.5** 0.06	**1.26 kg** 2.79 lb
X30214M	**Y30214M**	**70.000** 2.7559	**125.000** 4.9213	**26.250** 1.0335	**24.000** 0.9449	**21.000** 0.8268	**2.0** 0.08	**1.5** 0.06	**1.30 kg** 2.87 lb
X30215	**Y30215**	**75.000** 2.9528	**130.000** 5.1181	**27.250** 1.0728	**25.000** 0.9843	**22.000** 0.8661	**2.0** 0.08	**1.5** 0.06	**1.35 kg** 2.97 lb
X30215M	**Y30215M**	**75.000** 2.9528	**130.000** 5.1181	**27.250** 1.0728	**25.000** 0.9843	**22.000** 0.8661	**2.0** 0.08	**1.5** 0.06	**1.40 kg** 3.09 lb
X30216	**Y30216**	**80.000** 3.1496	**140.000** 5.5118	**28.250** 1.1122	**26.000** 1.0236	**22.000** 0.8661	**2.5** 0.10	**2.0** 0.08	**1.63 kg** 3.59 lb
X30216M	**Y30216M**	**80.000** 3.1496	**140.000** 5.5118	**28.250** 1.1122	**26.000** 1.0236	**22.000** 0.8661	**2.5** 0.10	**2.0** 0.08	**1.67 kg** 3.67 lb
X30216	**YFA30216**	**80.000** 3.1496	**141.000** 5.5512	**28.250** 1.1122	**26.000** 1.0236	**22.000** 0.8661	**2.5** 0.1	**2.0** 0.08	**1.66 kg** 3.67 lb
X30216	**YHA30216**	**80.000** 3.1496	**150.000** 5.9055	**30.550** 1.2028	**26.000** 1.0236	**24.300** 0.9567	**2.5** 0.1	**0.8** 0.03	**2.14 kg** 4.72 lb

* Flanged cup, Bearing width is T1 Dimension

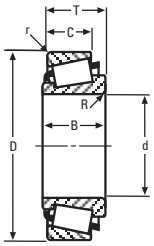

SINGLE ROW

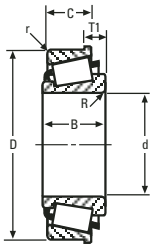

SINGLE ROW WITH FLANGE

CONE (Inner Race) number	CUP (Outer Race) number	Cone BORE d	Cup OUTSIDE DIA. D	Bearing WIDTH T	Cone WIDTH B	Cup WIDTH C	Max. Shaft Fillet Radii R	Max. Hsng. Fillet Radii r	Weight
XUA30216	**Y30216**	**70.000** 2.7559	**140.000** 5.5118	**28.250** 1.1122	**30.500** 1.2028	**22.000** 0.8661	**2.5** 0.1	**2.0** 0.08	**2.01 kg** 4.44 lb
XUA30216	**YFA30216**	**70.000** 2.7559	**141.000** 5.5512	**28.250** 1.1122	**30.500** 1.2028	**22.000** 0.8661	**2.5** 0.1	**2.0** 0.08	**2.05 kg** 4.52 lb
XUA30216	**YHA30216**	**70.000** 2.7559	**150.000** 5.9055	**30.550** 1.2028	**30.600** 1.2047	**24.300** 0.9567	**2.5** 0.10	**0.8** 0.03	**2.53 kg** 5.57 lb
XUB30216	**Y30216**	**80.000** 3.1496	**140.000** 5.5118	**30.250** 1.1909	**28.000** 1.1024	**22.000** 0.8661	**0.5** 0.02	**2.0** 0.08	**1.77 kg** 3.90 lb
XUB30216	**YFA30216**	**80.000** 3.1496	**141.000** 5.5512	**30.250** 1.1909	**28.000** 1.1024	**22.000** 0.8661	**0.5** 0.02	**2.0** 0.08	**1.81 kg** 3.98 lb
XUB30216	**YHA30216**	**80.000** 3.1496	**150.000** 5.9055	**32.550** 1.2816	**28.000** 1.1024	**24.300** 0.9567	**0.5** 0.02	**0.8** 0.03	**2.28 kg** 5.03 lb
X30217	**Y30217**	**85.000** 3.3465	**150.000** 5.9055	**30.500** 1.2008	**28.000** 1.1024	**24.000** 0.9449	**2.5** 0.10	**2.0** 0.08	**2.10 kg** 4.63 lb
X30217M	**Y30217M**	**85.000** 3.3465	**150.000** 5.9055	**30.500** 1.2008	**28.000** 1.1024	**24.000** 0.9449	**2.5** 0.10	**2.0** 0.08	**2.06 kg** 4.54 lb
X30218	**Y30218**	**90.000** 3.5433	**160.000** 6.2992	**32.500** 1.2795	**30.000** 1.1811	**26.000** 1.0236	**2.5** 0.10	**2.0** 0.08	**2.56 kg** 5.65 lb
X30218M	**Y30218M**	**90.000** 3.5433	**160.000** 6.2992	**32.500** 1.2795	**30.000** 1.1811	**26.000** 1.0236	**2.5** 0.10	**2.0** 0.08	**2.62 kg** 5.78 lb
X30219	**Y30219**	**95.000** 3.7402	**170.000** 6.6929	**34.500** 1.3583	**32.000** 1.2598	**27.000** 1.0630	**3.0** 0.12	**2.5** 0.10	**3.05 kg** 6.73 lb
X30219M	**Y30219M**	**95.000** 3.7402	**170.000** 6.6929	**34.500** 1.3583	**32.000** 1.2598	**27.000** 1.0630	**3.0** 0.12	**2.5** 0.10	**3.14 kg** 6.92 lb
X30220	**Y30220**	**100.000** 3.9370	**180.000** 7.0866	**37.000** 1.4567	**34.000** 1.3386	**29.000** 1.1417	**3.0** 0.12	**2.5** 0.10	**3.86 kg** 8.50 lb
X30220M	**Y30220M**	**100.000** 3.9370	**180.000** 7.0866	**37.000** 1.4567	**34.000** 1.3386	**29.000** 1.1417	**3.0** 0.12	**2.5** 0.10	**3.76 kg** 8.30 lb
X30221	**Y30221**	**105.000** 4.1339	**190.000** 7.4803	**39.000** 1.5354	**36.000** 1.4173	**30.000** 1.1811	**3.0** 0.12	**2.5** 0.10	**4.50 kg** 9.93 lb
X30221M	**Y30221M**	**105.000** 4.1339	**190.000** 7.4803	**39.000** 1.5354	**36.000** 1.4173	**30.000** 1.1811	**3.0** 0.12	**2.5** 0.10	**4.49 kg** 9.90 lb
X30222	**Y30222**	**110.000** 4.3307	**200.000** 7.8740	**41.000** 1.6142	**38.000** 1.4961	**32.000** 1.2598	**3.0** 0.12	**2.5** 0.10	**5.19 kg** 11.43 lb
X30222M	**Y30222M**	**110.000** 4.3307	**200.000** 7.8740	**41.000** 1.6142	**38.000** 1.4961	**32.000** 1.2598	**3.0** 0.12	**2.5** 0.10	**5.23 kg** 11.54 lb
X30224M	**Y30224M**	**120.000** 4.7244	**215.000** 8.4646	**43.500** 1.7126	**40.000** 1.5748	**34.000** 1.3386	**3.0** 0.12	**2.5** 0.10	**6.23 kg** 13.73 lb
X30226M	**Y30226M**	**130.000** 5.1181	**230.000** 9.0551	**43.750** 1.7224	**40.000** 1.5748	**34.000** 1.3386	**4.0** 0.16	**3.0** 0.12	**7.05 kg** 15.55 lb
X30228	**Y30228**	**140.000** 5.5118	**250.000** 9.8425	**45.750** 1.8012	**42.000** 1.6535	**36.000** 1.4173	**4.1** 0.16	**3.0** 0.12	**9.02 kg** 19.89 lb
X30228M	**Y30228M**	**140.000** 5.5118	**250.000** 9.8425	**45.750** 1.8012	**42.000** 1.6535	**36.000** 1.4173	**4.0** 0.16	**3.0** 0.12	**8.92 kg** 19.66 lb
X30230M	**Y30230M**	**150.000** 5.9055	**270.000** 10.6299	**49.000** 1.9291	**45.000** 1.7717	**38.000** 1.4961	**4.0** 0.16	**3.0** 0.12	**11.08 kg** 24.42 lb
X30302	**Y30302**	**15.000** 0.5906	**42.000** 1.6535	**14.250** 0.5610	**13.000** 0.5118	**11.000** 0.4331	**1.0** 0.04	**1.0** 0.04	**0.10 kg** 0.22 lb
X30303	**Y30303**	**17.000** 0.6693	**47.000** 1.8504	**15.250** 0.6004	**14.000** 0.5512	**12.000** 0.4724	**1.0** 0.04	**1.0** 0.04	**0.13 kg** 0.29 lb
X30304	**Y30304**	**20.000** 0.7874	**52.000** 2.0472	**16.250** 0.6398	**15.000** 0.5906	**13.000** 0.5118	**1.5** 0.06	**1.5** 0.06	**0.18 kg** 0.39 lb
X30305	**Y30305**	**25.000** 0.9843	**62.000** 2.4409	**18.250** 0.7185	**17.000** 0.6693	**15.000** 0.5906	**1.5** 0.06	**1.5** 0.06	**0.27 kg** 0.60 lb
X30305M	**Y30305M**	**25.000** 0.9843	**62.000** 2.4409	**18.250** 0.7185	**17.000** 0.6693	**15.000** 0.5906	**1.5** 0.06	**1.5** 0.06	**0.26 kg** 0.57 lb
X30306	**Y30306**	**30.000** 1.1811	**72.000** 2.8346	**20.750** 0.8169	**19.000** 0.7480	**16.000** 0.6299	**1.5** 0.06	**1.5** 0.06	**0.40 kg** 0.88 lb
X30306M	**Y30306M**	**30.000** 1.1811	**72.000** 2.8346	**20.750** 0.8169	**19.000** 0.7480	**16.000** 0.6299	**1.5** 0.06	**1.5** 0.06	**0.38 kg** 0.84 lb
X30307	**Y30307**	**35.000** 1.3780	**80.000** 3.1496	**22.750** 0.8957	**21.000** 0.8268	**18.000** 0.7087	**2.0** 0.08	**1.5** 0.06	**0.54 kg** 1.18 lb
X30307M	**Y30307M**	**35.000** 1.3780	**80.000** 3.1496	**22.750** 0.8957	**21.000** 0.8268	**18.000** 0.7087	**2.0** 0.08	**1.5** 0.06	**0.53 kg** 1.16 lb
X30308	**Y30308**	**40.000** 1.5748	**90.000** 3.5433	**25.250** 0.9941	**23.000** 0.9055	**20.000** 0.7874	**2.0** 0.08	**1.5** 0.06	**0.74 kg** 1.63 lb
X30308M	**Y30308M**	**40.000** 1.5748	**90.000** 3.5433	**25.250** 0.9941	**23.000** 0.9055	**20.000** 0.7874	**2.0** 0.08	**1.5** 0.06	**0.74 kg** 1.62 lb

* Flanged cup, Bearing width is T1 Dimension

CONE (Inner Race) number	CUP (Outer Race) number	Cone BORE d	Cup OUTSIDE DIA. D	Bearing WIDTH T	Cone WIDTH B	Cup WIDTH C	Max. Shaft Fillet Radii R	Max. Hsng. Fillet Radii r	Weight
X30308M	***Y30308RM**	**40.000** 1.5748	**90.000** 3.5433	**10.250** 0.4035	**23.000** 0.9055	**20.000** 0.7874	**2.0** 0.08	**1.5** 0.06	**0.75 kg** 1.65 lb
X30309	**Y30309**	**45.000** 1.7717	**100.000** 3.9370	**27.250** 1.0728	**25.000** 0.9843	**22.000** 0.8661	**2.0** 0.08	**1.5** 0.06	**1.00 kg** 2.21 lb
X30309M	**Y30309M**	**45.000** 1.7717	**100.000** 3.9370	**27.250** 1.0728	**25.000** 0.9843	**22.000** 0.8661	**2.0** 0.08	**1.5** 0.06	**0.99 kg** 2.19 lb
X30309M	***Y30309RM**	**45.000** 1.7717	**100.000** 3.9370	**10.250** 0.4035	**25.000** 0.9843	**22.000** 0.8661	**2.0** 0.08	**1.5** 0.06	**0.97 kg** 2.14 lb
XFA30309M	**Y30309M**	**47.500** 1.8701	**100.000** 3.9370	**27.250** 1.0728	**25.000** 0.9843	**22.000** 0.8661	**2.0** 0.08	**1.5** 0.06	**0.95 kg** 2.09 lb
X30310	**Y30310**	**50.000** 1.9685	**110.000** 4.3307	**29.250** 1.1516	**27.000** 1.0630	**23.000** 0.9055	**2.5** 0.10	**2.0** 0.08	**1.27 kg** 2.80 lb
X30310M	**Y30310M**	**50.000** 1.9685	**110.000** 4.3307	**29.250** 1.1516	**27.000** 1.0630	**23.000** 0.9055	**2.5** 0.10	**2.0** 0.08	**1.25 kg** 2.76 lb
X30310M	***Y30310RM**	**50.000** 1.9685	**110.000** 4.3307	**11.250** 0.4429	**27.000** 1.0630	**23.000** 0.9055	**2.5** 0.10	**2.0** 0.08	**1.25 kg** 2.76 lb
X30311	**Y30311**	**55.000** 2.1654	**120.000** 4.7244	**31.500** 1.2402	**29.000** 1.1417	**25.000** 0.9843	**2.5** 0.10	**2.0** 0.08	**1.62 kg** 3.56 lb
X30312	**Y30312**	**60.000** 2.3622	**130.000** 5.1181	**33.500** 1.3189	**31.000** 1.2205	**26.000** 1.0236	**3.0** 0.12	**2.5** 0.10	**1.96 kg** 4.32 lb
X30312M	**Y30312M**	**60.000** 2.3622	**130.000** 5.1181	**33.500** 1.3189	**31.000** 1.2205	**26.000** 1.0236	**3.0** 0.12	**2.5** 0.10	**1.95 kg** 4.30 lb
X30313	**Y30313**	**65.000** 2.5591	**140.000** 5.5118	**36.000** 1.4173	**33.000** 1.2992	**28.000** 1.1024	**3.0** 0.12	**2.5** 0.10	**2.49 kg** 5.50 lb
X30314	**Y30314**	**70.000** 2.7559	**150.000** 5.9055	**38.000** 1.4961	**35.000** 1.3780	**30.000** 1.1811	**3.0** 0.12	**2.5** 0.10	**3.01 kg** 6.64 lb
X30315	**Y30315**	**75.000** 2.9528	**160.000** 6.2992	**40.000** 1.5748	**37.000** 1.4567	**31.000** 1.2205	**3.0** 0.12	**2.5** 0.1	**3.69 kg** 8.15 lb
X30315M	**Y30315M**	**75.000** 2.9528	**160.000** 6.2992	**40.000** 1.5748	**37.000** 1.4567	**31.000** 1.2205	**3.0** 0.12	**2.5** 0.10	**3.60 kg** 7.94 lb
X30316	**Y30316**	**80.000** 3.1496	**170.000** 6.6929	**42.500** 1.6732	**39.000** 1.5354	**33.000** 1.2992	**3.0** 0.12	**2.5** 0.10	**4.10 kg** 9.04 lb
X30316M	**Y30316M**	**80.000** 3.1496	**170.000** 6.6929	**42.500** 1.6732	**39.000** 1.5354	**33.000** 1.2992	**3.0** 0.12	**2.5** 0.10	**4.33 kg** 9.54 lb
X30317M	**Y30317M**	**85.000** 3.3465	**180.000** 7.0866	**44.500** 1.7520	**41.000** 1.6142	**34.000** 1.3386	**4.0** 0.16	**3.0** 0.12	**4.78 kg** 10.55 lb
X31307	**Y31307**	**35.000** 1.3780	**80.000** 3.1496	**22.750** 0.8957	**21.000** 0.8268	**15.000** 0.5906	**2.0** 0.08	**1.5** 0.06	**0.52 kg** 1.15 lb
X31308	**Y31308**	**40.000** 1.5748	**90.000** 3.5433	**25.250** 0.9941	**23.000** 0.9055	**17.000** 0.6693	**2.0** 0.08	**1.5** 0.06	**0.73 kg** 1.61 lb
X31309M	**Y31309M**	**45.000** 1.7717	**100.000** 3.9370	**27.250** 1.0728	**25.000** 0.9843	**18.000** 0.7087	**2.0** 0.08	**1.5** 0.06	**0.94 kg** 2.08 lb
X31310M	**Y31310M**	**50.000** 1.9685	**110.000** 4.3307	**29.250** 1.1516	**27.000** 1.0630	**19.000** 0.7480	**2.5** 0.10	**2.0** 0.08	**1.21 kg** 2.66 lb
X31311M	**Y31311M**	**55.000** 2.1654	**120.000** 4.7244	**31.500** 1.2402	**29.000** 1.1417	**21.000** 0.8268	**2.5** 0.10	**2.0** 0.08	**1.55 kg** 3.42 lb
X31312M	**Y31312M**	**60.000** 2.3622	**130.000** 5.1181	**33.500** 1.3189	**31.000** 1.2205	**22.000** 0.8661	**3.0** 0.12	**2.5** 0.10	**1.96 kg** 4.32 lb
X31313M	**Y31313M**	**65.000** 2.5591	**140.000** 5.5118	**36.000** 1.4173	**33.000** 1.2992	**23.000** 0.9055	**3.0** 0.12	**2.5** 0.10	**2.41 kg** 5.32 lb
X31314	**Y31314**	**70.000** 2.7559	**150.000** 5.9055	**28.000** 1.4961	**35.000** 1.3780	**25.000** 0.9843	**3.0** 0.12	**2.5** 0.1	**2.92 kg** 6.44 lb
X31314M	**Y31314M**	**70.000** 2.7559	**150.000** 5.9055	**38.000** 1.4961	**35.000** 1.3780	**25.000** 0.9843	**3.0** 0.12	**2.5** 0.10	**2.93 kg** 6.47 lb
X31315M	**Y31315M**	**75.000** 2.9528	**160.000** 6.2992	**40.000** 1.5748	**37.000** 1.4567	**26.000** 1.0236	**3.0** 0.12	**2.5** 0.10	**3.46 kg** 7.64 lb
X31318M	**Y31318M**	**90.000** 3.5433	**190.000** 7.4803	**46.500** 1.8307	**43.000** 1.6929	**30.000** 1.1811	**4.0** 0.16	**3.0** 0.12	**5.54 kg** 12.22 lb
X32004X	**Y32004X**	**20.000** 0.7874	**42.000** 1.6535	**15.000** 0.5906	**15.000** 0.5906	**12.000** 0.4724	**0.6** 0.02	**0.6** 0.02	**0.10 kg** 0.21 lb
X32004X	**YAA32004X**	**20.000** 0.7874	**42.000** 1.6535	**15.000** 0.5906	**15.000** 0.5906	**12.000** 0.4724	**0.6** 0.02	**1.0** 0.04	**0.10 kg** 0.21 lb
XAA32004X	**Y32004X**	**20.000** 0.7874	**42.000** 1.6535	**15.000** 0.5906	**15.000** 0.5906	**12.000** 0.4724	**2.0** 0.08	**0.6** 0.02	**0.10 kg** 0.21 lb
XAA32004X	**YAA32004X**	**20.000** 0.7874	**42.000** 1.6535	**15.000** 0.5906	**15.000** 0.5906	**12.000** 0.4724	**2.0** 0.08	**1.0** 0.04	**0.10 kg** 0.21 lb

* Flanged cup, Bearing width is T1 Dimension

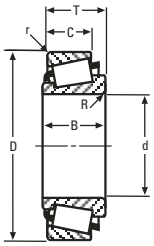

SINGLE ROW

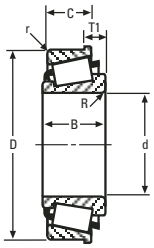

SINGLE ROW WITH FLANGE

CONE (Inner Race) number	CUP (Outer Race) number	Cone BORE d	Cup OUTSIDE DIA. D	Bearing WIDTH T	Cone WIDTH B	Cup WIDTH C	Max. Shaft Fillet Radii R	Max. Hsng. Fillet Radii r	Weight
X32005X	Y32005X	25.000 0.9843	47.000 1.8504	15.000 0.5906	15.000 0.5906	11.500 0.4528	0.6 0.02	0.6 0.02	0.11 kg 0.25 lb
X32005X	YAA32005X	25.000 0.9843	47.000 1.8504	15.000 0.5906	15.000 0.5906	11.500 0.4528	0.6 0.02	1.0 0.04	0.11 kg 0.25 lb
XAA32005X	Y32005X	25.000 0.9843	47.000 1.8504	15.000 0.5906	15.000 0.5906	11.500 0.4528	3.3 0.13	0.6 0.02	0.11 kg 0.25 lb
XAA32005X	YAA32005X	25.000 0.9843	47.000 1.8504	15.000 0.5906	15.000 0.5906	11.500 0.4528	3.3 0.13	1.0 0.04	0.11 kg 0.25 lb
X32006X	Y32006X	30.000 1.1811	55.000 2.1654	17.000 0.6693	17.000 0.6693	13.000 0.5118	1.0 0.04	1.0 0.04	0.17 kg 0.38 lb
X32006X	YGA32006X	30.000 1.1811	62.000 2.4409	17.000 0.6693	17.000 0.6693	13.000 0.5118	1.0 0.04	1.0 0.04	0.24 kg 0.53 lb
X32007X	Y32007X	35.000 1.3780	62.000 2.4409	18.000 0.7087	18.000 0.7087	14.000 0.5512	1.0 0.04	1.0 0.04	0.23 kg 0.50 lb
X32008X	Y32008X	40.000 1.5748	68.000 2.6772	19.000 0.7480	19.000 0.7480	14.500 0.5709	1.0 0.04	1.0 0.04	0.27 kg 0.61 lb
X32008X	Y32008XZ	40.000 1.5748	68.000 2.6772	19.000 0.7480	19.000 0.7480	14.500 0.5709	1.0 0.04	1.0 0.04	0.27 kg 0.61 lb
X32008XM	Y32008XM	40.000 1.5748	68.000 2.6772	19.000 0.7480	19.000 0.7480	14.500 0.5709	1.0 0.04	1.0 0.04	0.27 kg 0.60 lb
XAA32008X	Y32008X	40.000 1.5748	68.000 2.6772	19.000 0.7480	19.000 0.7480	14.500 0.5709	3.5 0.14	1.0 0.04	0.27 kg 0.61 lb
XAA32008X	Y32008XZ	40.000 1.5748	68.000 2.6772	19.000 0.7480	19.000 0.7480	14.500 0.5709	3.6 0.14	1.0 0.04	0.27 kg 0.61 lb
XKA32008XF	Y32008X	41.000 1.6142	68.000 2.6772	19.000 0.7480	21.000 0.8268	14.500 0.5709	2.0 0.08	1.0 0.04	0.27 kg 0.61 lb
XKA32008XF	Y32008XZ	41.000 1.6142	68.000 2.6772	19.000 0.7480	21.000 0.8268	19.000 0.7480	2.0 0.08	1.0 0.04	0.27 kg 0.60 lb
X32009X	Y32009X	45.000 1.7717	75.000 2.9528	20.000 0.7874	20.000 0.7874	15.500 0.6102	1.0 0.04	1.0 0.04	0.35 kg 0.76 lb
X32009X	*Y32009XR	45.000 1.7717	75.000 2.9528	8.000 0.3150	20.000 0.7874	15.500 0.6102	1.0 0.04	1.0 0.04	0.36 kg 0.79 lb
X32009XM	Y32009XM	45.000 1.7717	75.000 2.9528	20.000 0.7874	20.000 0.7874	15.500 0.6102	1.0 0.04	1.0 0.04	0.33 kg 0.73 lb
XAA32009X	Y32009X	45.000 1.7717	75.000 2.9528	20.000 0.7874	20.000 0.7874	15.500 0.6102	3.0 0.12	1.0 0.04	0.35 kg 0.76 lb
XAA32009X	*Y32009XR	45.000 1.7717	75.000 2.9528	8.000 0.3150	20.000 0.7874	15.500 0.6102	3.0 0.12	1.0 0.04	0.36 kg 0.79 lb
XAB32009X	Y32009X	45.000 1.7717	75.000 2.9528	20.000 0.7874	20.000 0.7874	15.500 0.6102	0.0 0.00	1.0 0.04	0.34 kg 0.76 lb
XAB32009X	*Y32009XR	45.000 1.7717	75.000 2.9528	8.000 0.3150	20.000 0.7874	15.500 0.6102	0.0 0.00	1.0 0.04	0.36 kg 0.79 lb
X32010X	Y32010X	50.000 1.9685	80.000 3.1496	20.000 0.7874	20.000 0.7874	15.500 0.6102	1.0 0.04	1.0 0.04	0.37 kg 0.82 lb
X32010X	YKA32010X	50.000 1.9685	82.000 3.2283	26.000 1.0236	20.000 0.7874	21.500 0.8465	1.0 0.04	1.3 0.05	0.49 kg 1.08 lb
X32010X	YKB32010X	50.000 1.9685	82.000 3.2283	21.500 0.8465	20.000 0.7874	17.000 0.6693	1.0 0.04	0.5 0.02	0.42 kg 0.94 lb
XAA32010X	Y32010X	50.000 1.9685	80.000 3.1496	20.000 0.7874	20.000 0.7874	15.500 0.6102	2.3 0.09	1.0 0.04	0.57 kg 1.25 lb
XAA32010X	YKA32010X	50.000 1.9685	82.000 3.2283	26.000 1.0236	20.000 0.7874	21.500 0.8465	2.3 0.09	1.3 0.05	0.49 kg 1.08 lb
XAA32010X	YKB32010X	50.000 1.9685	82.000 3.2283	21.500 0.8465	20.000 0.7874	17.000 0.6693	2.3 0.09	0.5 0.02	0.42 kg 0.94 lb
XAB32010X	Y32010X	50.000 1.9685	80.000 3.1496	20.000 0.7874	20.000 0.7874	15.500 0.6102	3.0 0.12	1.0 0.04	0.37 kg 0.82 lb
XAB32010X	YKA32010X	50.000 1.9685	82.000 3.2283	26.000 1.0236	20.000 0.7874	21.500 0.8465	3.0 0.12	1.3 0.05	0.49 kg 1.08 lb
XAB32010X	YKB32010X	50.000 1.9685	82.000 3.2283	21.500 0.8465	20.000 0.7874	17.000 0.6693	3.0 0.12	0.5 0.02	0.42 kg 0.94 lb
XAC32010X	Y32010X	50.000 1.9685	80.000 3.1496	20.000 0.7874	20.000 0.7874	15.500 0.6102	0.5 0.02	1.0 0.04	0.37 kg 0.82 lb
XAC32010X	YKA32010X	50.000 1.9685	82.000 3.2283	26.000 1.0236	20.000 0.7874	21.500 0.8465	0.5 0.02	1.3 0.05	0.46 kg 1.01 lb
XAC32010X	YKB32010X	50.000 1.9685	82.000 3.2283	21.500 0.8465	20.000 0.7874	17.000 0.6693	0.5 0.02	0.5 0.02	0.40 kg 0.88 lb
XAD32010X	Y32010X	50.000 1.9685	80.000 3.1496	20.000 0.7874	20.000 0.7874	15.500 0.6102	1.5 0.06	1.0 0.04	0.37 kg 0.82 lb
XAD32010X	YKA32010X	50.000 1.9685	82.000 3.2283	26.000 1.0236	20.000 0.7874	21.500 0.8465	1.5 0.06	1.3 0.05	0.49 kg 1.08 lb

* Flanged cup, Bearing width is T1 Dimension

CONE (Inner Race) number	CUP (Outer Race) number	Cone BORE d	Cup OUTSIDE DIA. D	Bearing WIDTH T	Cone WIDTH B	Cup WIDTH C	Max. Shaft Fillet Radii R	Max. Hsng. Fillet Radii r	Weight
XAD32010X	**YKB32010X**	**50.000**	**82.000**	**21.500**	**20.000**	**17.000**	**1.5**	**0.5**	**0.42 kg**
		1.9685	3.2283	0.8465	0.7874	0.6693	0.06	0.02	0.94 lb
XAE32010X	**Y32010X**	**50.000**	**80.000**	**20.000**	**20.000**	**15.500**	**0.3**	**1.0**	**0.37 kg**
		1.9685	3.1496	0.7874	0.7874	0.6102	0.01	0.04	0.82 lb
XAE32010X	**YKA32010X**	**50.000**	**82.000**	**26.000**	**20.000**	**21.500**	**0.3**	**1.3**	**0.49 kg**
		1.9685	3.2283	1.0236	0.7874	0.8465	0.01	0.05	1.08 lb
XAE32010X	**YKB32010X**	**50.000**	**82.000**	**21.500**	**20.000**	**17.000**	**0.3**	**0.5**	**0.42 kg**
		1.9685	3.2283	0.8465	0.7874	0.6693	0.01	0.02	0.94 lb
X32011X	**Y32011X**	**55.000**	**90.000**	**23.000**	**23.000**	**17.500**	**1.5**	**1.5**	**0.57 kg**
		2.1654	3.5433	0.9055	0.9055	0.6890	0.06	0.06	1.25 lb
X32011XM	**Y32011XM**	**55.000**	**90.000**	**23.000**	**23.000**	**17.500**	**1.5**	**1.5**	**0.57 kg**
		2.1654	3.5433	0.9055	0.9055	0.6890	0.06	0.06	1.26 lb
X32012X	**Y32012X**	**60.000**	**95.000**	**23.000**	**23.000**	**17.500**	**1.5**	**1.5**	**0.60 kg**
		2.3622	3.7402	0.9055	0.9055	0.6890	0.06	0.06	1.32 lb
X32012XM	**Y32012XM**	**60.000**	**95.000**	**23.000**	**23.000**	**17.500**	**1.5**	**1.5**	**0.59 kg**
		2.3622	3.7402	0.9055	0.9055	0.6890	0.06	0.06	1.30 lb
X32013X	**Y32013X**	**65.000**	**100.000**	**23.000**	**23.000**	**17.500**	**1.5**	**1.5**	**0.64 kg**
		2.5591	3.9370	0.9055	0.9055	0.6890	0.06	0.06	1.41 lb
X32013XM	**Y32013XM**	**65.000**	**100.000**	**23.000**	**23.000**	**17.500**	**1.5**	**1.5**	**0.63 kg**
		2.5591	3.9370	0.9055	0.9055	0.6890	0.06	0.06	1.39 lb
XAA32013X	**Y32013X**	**65.000**	**100.000**	**23.000**	**23.000**	**17.500**	**5.0**	**1.5**	**0.64 kg**
		2.5591	3.9370	0.9055	0.9055	0.6890	0.20	0.06	1.41 lb
X32014X	**Y32014X**	**70.000**	**110.000**	**25.000**	**25.000**	**19.000**	**1.5**	**1.5**	**0.87 kg**
		2.7559	4.3307	0.9843	0.9843	0.7480	0.06	0.06	1.92 lb
X32014XM	**Y32014XM**	**70.000**	**110.000**	**25.000**	**25.000**	**19.000**	**1.5**	**1.5**	**0.84 kg**
		2.7559	4.3307	0.9843	0.9843	0.7480	0.06	0.06	1.85 lb
X32015X	**Y32015X**	**75.000**	**115.000**	**25.000**	**25.000**	**19.000**	**1.5**	**1.5**	**0.92 kg**
		2.9528	4.5276	0.9843	0.9843	0.7480	0.06	0.06	2.03 lb
X32015XM	**Y32015XM**	**75.000**	**115.000**	**25.000**	**25.000**	**19.000**	**1.5**	**1.5**	**0.90 kg**
		2.9528	4.5276	0.9843	0.9843	0.7480	0.06	0.06	1.98 lb
X32016X	**Y32016X**	**80.000**	**125.000**	**29.000**	**29.000**	**22.000**	**1.5**	**1.5**	**1.28 kg**
		3.1496	4.9213	1.1417	1.1417	0.8661	0.06	0.06	2.82 lb
X32016XM	**Y32016XM**	**80.000**	**125.000**	**29.000**	**29.000**	**22.000**	**1.5**	**1.5**	**1.30 kg**
		3.1496	4.9213	1.1417	1.1417	0.8661	0.06	0.06	2.87 lb
X32017X	**Y32017X**	**85.000**	**130.000**	**29.000**	**29.000**	**22.000**	**1.5**	**1.5**	**1.35 kg**
		3.3465	5.1181	1.1417	1.1417	0.8661	0.06	0.06	2.98 lb
X32017XM	**Y32017XM**	**85.000**	**130.000**	**29.000**	**29.000**	**22.000**	**1.5**	**1.5**	**1.35 kg**
		3.3465	5.1181	1.1417	1.1417	0.8661	0.06	0.06	2.98 lb
XAA32017X	**Y32017X**	**85.000**	**130.000**	**29.000**	**29.000**	**22.000**	**6.5**	**1.5**	**1.33 kg**
		3.3465	5.1181	1.1417	1.1417	0.8661	0.26	0.06	2.94 lb
X32018X	**Y32018X**	**90.000**	**140.000**	**32.000**	**32.000**	**24.000**	**2.0**	**1.5**	**1.73 kg**
		3.5433	5.5118	1.2598	1.2598	0.9449	0.08	0.06	3.81 lb
X32018XM	**Y32018XM**	**90.000**	**140.000**	**32.000**	**32.000**	**24.000**	**2.0**	**1.5**	**1.75 kg**
		3.5433	5.5118	1.2598	1.2598	0.9449	0.08	0.06	3.86 lb
XAA32018X	**Y32018X**	**90.000**	**140.000**	**32.000**	**32.000**	**24.000**	**6.0**	**1.5**	**1.73 kg**
		3.5433	5.5118	1.2598	1.2598	0.9449	0.24	0.06	3.81 lb
XUA32018X	**Y32018X**	**84.000**	**140.000**	**32.000**	**32.000**	**24.000**	**0.5**	**1.5**	**1.98 kg**
		3.3071	5.5118	1.2598	1.2598	0.9449	0.02	0.06	4.36 lb
X32019X	**Y32019X**	**95.000**	**145.000**	**32.000**	**32.000**	**24.000**	**2.0**	**1.5**	**1.80 kg**
		3.7402	5.7087	1.2598	1.2598	0.9449	0.08	0.06	3.98 lb
X32019XM	**Y32019XM**	**95.000**	**145.000**	**32.000**	**32.000**	**24.000**	**2.0**	**1.5**	**1.80 kg**
		3.7402	5.7087	1.2598	1.2598	0.9449	0.08	0.06	3.97 lb
X32020X	**Y32020X**	**100.000**	**150.000**	**32.000**	**32.000**	**24.000**	**2.0**	**1.5**	**1.90 kg**
		3.9370	5.9055	1.2598	1.2598	0.9449	0.08	0.06	4.18 lb
X32020XM	**Y32020XM**	**100.000**	**150.000**	**32.000**	**32.000**	**24.000**	**2.0**	**1.5**	**1.90 kg**
		3.9370	5.9055	1.2598	1.2598	0.9449	0.08	0.06	4.19 lb
XAA32020X	**Y32020X**	**100.000**	**150.000**	**32.000**	**32.000**	**24.000**	**6.5**	**1.5**	**1.90 kg**
		3.9370	5.9055	1.2598	1.2598	0.9449	0.26	0.06	4.18 lb
X32021X	**Y32021X**	**105.000**	**160.000**	**35.000**	**35.000**	**26.000**	**2.5**	**2.0**	**2.40 kg**
		4.1339	6.2992	1.3780	1.3780	1.0236	0.10	0.08	5.30 lb
X32021XM	**Y32021XM**	**105.000**	**160.000**	**35.000**	**35.000**	**26.000**	**2.5**	**2.0**	**2.40 kg**
		4.1339	6.2992	1.3780	1.3780	1.0236	0.10	0.08	5.29 lb
XGA32021X	**Y32021X**	**106.000**	**160.000**	**35.000**	**35.000**	**26.000**	**6.0**	**2.0**	**2.36 kg**
		4.1732	6.2992	1.3780	1.3780	1.0236	0.24	0.08	5.20 lb
X32022X	**Y32022X**	**110.000**	**170.000**	**38.000**	**38.000**	**29.000**	**2.5**	**2.0**	**3.09 kg**
		4.3307	6.6929	1.4961	1.4961	1.1417	0.10	0.08	6.82 lb
X32022XM	**Y32022XM**	**110.000**	**170.000**	**38.000**	**38.000**	**29.000**	**2.5**	**2.0**	**3.05 kg**
		4.3307	6.6929	1.4961	1.4961	1.1417	0.10	0.08	6.72 lb
X32024X	**Y32024X**	**120.000**	**180.000**	**38.000**	**38.000**	**29.000**	**2.5**	**2.0**	**3.32 kg**
		4.7244	7.0866	1.4961	1.4961	1.1417	0.10	0.08	7.31 lb

* Flanged cup, Bearing width is T1 Dimension

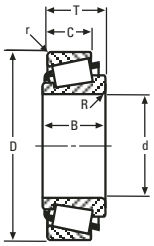

SINGLE ROW

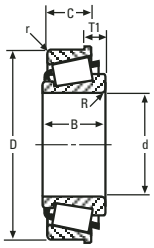

SINGLE ROW WITH FLANGE

CONE (Inner Race) number	CUP (Outer Race) number	Cone BORE d	Cup OUTSIDE DIA. D	Bearing WIDTH T	Cone WIDTH B	Cup WIDTH C	Max. Shaft Fillet Radii R	Max. Hsng. Fillet Radii r	Weight
X32024XM	**Y32024XM**	**120.000** 4.7244	**180.000** 7.0866	**38.000** 1.4961	**38.000** 1.4961	**29.000** 1.1417	**2.5** 0.10	**2.0** 0.08	**3.27 kg** 7.22 lb
XAA32024X	**Y32024X**	**120.000** 4.7244	**180.000** 7.0866	**38.000** 1.4961	**38.000** 1.4961	**29.000** 1.1417	**5.0** 0.20	**2.0** 0.08	**3.25 kg** 7.17 lb
X32026X	**Y32026X**	**130.000** 5.1181	**200.000** 7.8740	**45.000** 1.7717	**45.000** 1.7717	**34.000** 1.3386	**2.5** 0.10	**2.0** 0.08	**5.06 kg** 11.15 lb
X32026XM	**Y32026XM**	**130.000** 5.1181	**200.000** 7.8740	**45.000** 1.7717	**45.000** 1.7717	**34.000** 1.3386	**2.5** 0.10	**2.0** 0.08	**4.96 kg** 10.93 lb
X32028X	**Y32028X**	**140.000** 5.5118	**210.000** 8.2677	**45.000** 1.7717	**45.000** 1.7717	**34.000** 1.3386	**2.5** 0.10	**2.0** 0.08	**5.31 kg** 11.71 lb
X32028XM	**Y32028XM**	**140.000** 5.5118	**210.000** 8.2677	**45.000** 1.7717	**45.000** 1.7717	**34.000** 1.3386	**2.5** 0.10	**2.0** 0.08	**5.24 kg** 11.55 lb
X32030X	**Y32030X**	**150.000** 5.9055	**225.000** 8.8583	**48.000** 1.8898	**48.000** 1.8898	**36.000** 1.4173	**3.0** 0.12	**2.5** 0.10	**6.28 kg** 13.85 lb
X32030XM	**Y32030XM**	**150.000** 5.9055	**225.000** 8.8583	**48.000** 1.8898	**48.000** 1.8898	**36.000** 1.4173	**3.0** 0.12	**2.5** 0.10	**6.38 kg** 14.07 lb
X32032XM	**Y32032XM**	**160.000** 6.2992	**240.000** 9.4488	**51.000** 2.0079	**51.000** 2.0079	**38.000** 1.4961	**3.0** 0.12	**2.5** 0.10	**7.90 kg** 17.42 lb
X32034XM	**Y32034XM**	**170.000** 6.6929	**260.000** 10.2362	**57.000** 2.2441	**57.000** 2.2441	**43.000** 1.6929	**3.0** 0.12	**2.5** 0.10	**10.57 kg** 23.31 lb
X32036XM	**Y32036XM**	**180.000** 7.0866	**280.000** 11.0236	**64.000** 2.5197	**64.000** 2.5197	**48.000** 1.8898	**3.0** 0.12	**2.5** 0.10	**13.94 kg** 30.73 lb
X32038XM	**Y32038XM**	**190.000** 7.4803	**290.000** 11.4173	**64.000** 2.5197	**64.000** 2.5197	**48.000** 1.8898	**3.0** 0.12	**2.5** 0.10	**14.81 kg** 32.65 lb
X32040X	**Y32040X**	**200.000** 7.8740	**310.000** 12.2047	**70.000** 2.7559	**70.000** 2.7559	**53.000** 2.0866	**3.0** 0.12	**2.5** 0.10	**19.50 kg** 42.99 lb
X32044X	**Y32044X**	**220.000** 8.6614	**340.000** 13.3858	**76.000** 2.9921	**76.000** 2.9921	**57.000** 2.2441	**4.0** 0.16	**3.0** 0.12	**25.50 kg** 56.22 lb
X32048X	**Y32048X**	**240.000** 9.4488	**360.000** 14.1732	**76.000** 2.9921	**76.000** 2.9921	**57.000** 2.2441	**4.0** 0.16	**3.0** 0.12	**26.50 kg** 58.42 lb
X32048XR	**Y32048XR**	**240.000** 9.4488	**360.000** 14.1732	**76.000** 2.9921	**76.000** 2.9921	**76.000** 2.9921	**4.0** 0.16	**3.0** 0.12	**25.70 kg** 56.66 lb
X32048XRA	**Y32048XR**	**240.000** 9.4488	**360.000** 14.1732	**76.000** 2.9921	**76.000** 2.9921	**76.000** 2.9921	**4.0** 0.16	**3.0** 0.12	**25.48 kg** 56.16 lb
X32064X	**Y32064X**	**320.000** 12.5984	**480.000** 18.8976	**100.000** 3.9370	**100.000** 3.9370	**74.000** 2.9134	**5.0** 0.20	**4.0** 0.16	**63.00 kg** 138.89 lb
X32204	**Y32204**	**20.000** 0.7874	**47.000** 1.8504	**19.250** 0.7579	**18.000** 0.7087	**15.000** 0.5906	**1.0** 0.04	**1.0** 0.04	**0.16 kg** 0.36 lb
X32205	**Y32205**	**25.000** 0.9843	**52.000** 2.0472	**19.250** 0.7579	**18.000** 0.7087	**15.000** 0.5906	**1.0** 0.04	**1.0** 0.04	**0.18 kg** 0.39 lb
X32205B	**Y32205B**	**25.000** 0.9843	**52.000** 2.0472	**19.250** 0.7579	**18.000** 0.7087	**15.000** 0.5906	**1.0** 0.04	**1.0** 0.04	**0.19 kg** 0.42 lb
X32205B	**YAA32205B**	**25.000** 0.9843	**52.000** 2.0472	**19.250** 0.7579	**18.000** 0.7087	**15.000** 0.5906	**1.0** 0.04	**2.0** 0.08	**0.19 kg** 0.42 lb
X32206	**Y32206**	**30.000** 1.1811	**62.000** 2.4409	**21.250** 0.8366	**20.000** 0.7874	**17.000** 0.6693	**1.0** 0.04	**1.0** 0.04	**0.29 kg** 0.63 lb
X32206B	**Y32206B**	**30.000** 1.1811	**62.000** 2.4409	**21.250** 0.8366	**20.000** 0.7874	**17.000** 0.6693	**1.0** 0.04	**1.0** 0.04	**0.30 kg** 0.66 lb
X32206M	**Y32206M**	**30.000** 1.1811	**62.000** 2.4409	**21.250** 0.8366	**20.000** 0.7874	**17.000** 0.6693	**1.0** 0.04	**1.0** 0.04	**0.28 kg** 0.62 lb
X32207	**Y32207**	**35.000** 1.3780	**72.000** 2.8346	**24.250** 0.9547	**23.000** 0.9055	**19.000** 0.7480	**1.5** 0.06	**1.5** 0.06	**0.44 kg** 0.97 lb
X32207B	**Y32207B**	**35.000** 1.3780	**72.000** 2.8346	**24.250** 0.9547	**23.000** 0.9055	**19.000** 0.7480	**1.5** 0.06	**1.5** 0.06	**0.46 kg** 1.02 lb
X32207M	**Y32207M**	**35.000** 1.3780	**72.000** 2.8346	**24.250** 0.9547	**23.000** 0.9055	**19.000** 0.7480	**1.5** 0.06	**1.5** 0.06	**0.43 kg** 0.95 lb
X32208	**Y32208**	**40.000** 1.5748	**80.000** 3.1496	**24.750** 0.9744	**23.000** 0.9055	**19.000** 0.7480	**1.5** 0.06	**1.5** 0.06	**0.54 kg** 1.18 lb
X32208M	**Y32208M**	**40.000** 1.5748	**80.000** 3.1496	**24.750** 0.9744	**23.000** 0.9055	**19.000** 0.7480	**1.5** 0.06	**1.5** 0.06	**0.52 kg** 1.15 lb
X32209	**Y32209**	**45.000** 1.7717	**85.000** 3.3465	**24.750** 0.9744	**23.000** 0.9055	**19.000** 0.7480	**1.5** 0.06	**1.5** 0.06	**0.59 kg** 1.29 lb
X32209M	**Y32209M**	**45.000** 1.7717	**85.000** 3.3465	**24.750** 0.9744	**23.000** 0.9055	**19.000** 0.7480	**1.5** 0.06	**1.5** 0.06	**0.60 kg** 1.33 lb
X32210	**Y32210**	**50.000** 1.9685	**90.000** 3.5433	**24.750** 0.9744	**23.000** 0.9055	**19.000** 0.7480	**1.5** 0.06	**1.5** 0.06	**0.62 kg** 1.37 lb
X32210M	**Y32210M**	**50.000** 1.9685	**90.000** 3.5433	**24.750** 0.9744	**23.000** 0.9055	**19.000** 0.7480	**1.5** 0.06	**1.5** 0.06	**0.63 kg** 1.40 lb

* Flanged cup, Bearing width is T1 Dimension

CONE (Inner Race) number	CUP (Outer Race) number	Cone BORE d	Cup OUTSIDE DIA. D	Bearing WIDTH T	Cone WIDTH B	Cup WIDTH C	Max. Shaft Fillet Radii R	Max. Hsng. Fillet Radii r	Weight
X32211	**Y32211**	**55.000** 2.1654	**100.000** 3.9370	**26.750** 1.0531	**25.000** 0.9843	**21.000** 0.8268	**2.0** 0.08	**1.5** 0.06	**0.85 kg** 1.87 lb
X32211M	**Y32211M**	**55.000** 2.1654	**100.000** 3.9370	**26.750** 1.0531	**25.000** 0.9843	**21.000** 0.8268	**2.0** 0.08	**1.5** 0.06	**0.85 kg** 1.87 lb
X32211M	***Y32211RM**	**55.000** 2.1654	**100.000** 3.9370	**10.750** 0.4232	**25.000** 0.9843	**21.000** 0.8268	**2.0** 0.08	**1.5** 0.06	**0.83 kg** 1.83 lb
X32212	**Y32212**	**60.000** 2.3622	**110.000** 4.3307	**29.750** 1.1713	**28.000** 1.1024	**24.000** 0.9449	**2.0** 0.08	**1.5** 0.06	**1.15 kg** 2.54 lb
X32212M	**Y32212M**	**60.000** 2.3622	**110.000** 4.3307	**29.750** 1.1713	**28.000** 1.1024	**24.000** 0.9449	**2.0** 0.08	**1.5** 0.06	**1.18 kg** 2.60 lb
X32213	**Y32213**	**65.000** 2.5591	**120.000** 4.7244	**32.750** 1.2894	**31.000** 1.2205	**27.000** 1.0630	**2.0** 0.08	**1.5** 0.06	**1.54 kg** 3.39 lb
X32213	**YAA32213**	**65.000** 2.5591	**120.000** 4.7244	**32.750** 1.2894	**31.000** 1.2205	**27.000** 1.0630	**2.0** 0.08	**0.8** 0.03	**1.54 kg** 3.39 lb
X32213M	**Y32213M**	**65.000** 2.5591	**120.000** 4.7244	**32.750** 1.2894	**31.000** 1.2205	**27.000** 1.0630	**2.0** 0.08	**1.5** 0.06	**1.54 kg** 3.39 lb
XAA32213	**Y32213**	**65.000** 2.5591	**120.000** 4.7244	**32.750** 1.2894	**31.000** 1.2205	**27.000** 1.0630	**2.5** 0.10	**1.5** 0.06	**1.54 kg** 3.39 lb
XAA32213	**YAA32213**	**65.000** 2.5591	**120.000** 4.7244	**32.750** 1.2894	**31.000** 1.2205	**27.000** 1.0630	**2.5** 0.10	**0.8** 0.03	**1.54 kg** 3.39 lb
X32214	**Y32214**	**70.000** 2.7559	**125.000** 4.9213	**33.250** 1.3091	**31.000** 1.2205	**27.000** 1.0630	**2.0** 0.08	**1.5** 0.06	**1.64 kg** 3.61 lb
X32214M	**Y32214M**	**70.000** 2.7559	**125.000** 4.9213	**33.250** 1.3091	**31.000** 1.2205	**27.000** 1.0630	**2.0** 0.08	**1.5** 0.06	**1.62 kg** 3.58 lb
X32215	**Y32215**	**75.000** 2.9528	**130.000** 5.1181	**33.250** 1.3091	**31.000** 1.2205	**27.000** 1.0630	**2.0** 0.08	**1.5** 0.06	**1.71 kg** 3.76 lb
X32215	***YSA32215R**	**75.000** 2.9528	**130.000** 5.1181	**11.750** 0.4626	**31.000** 1.2205	**27.000** 1.0630	**2.0** 0.08	**1.5** 0.06	**1.77 kg** 3.90 lb
X32215	***YSB32215R**	**75.000** 2.9528	**130.000** 5.1181	**12.250** 0.4823	**31.000** 1.2205	**27.000** 1.0630	**2.0** 0.08	**1.5** 0.06	**1.78 kg** 3.92 lb
X32215M	**Y32215M**	**75.000** 2.9528	**130.000** 5.1181	**33.250** 1.3091	**31.000** 1.2205	**27.000** 1.0630	**2.0** 0.08	**1.5** 0.06	**1.70 kg** 3.75 lb
XFA32215	**Y32215**	**60.000** 2.3622	**130.000** 5.1181	**33.250** 1.3091	**31.000** 1.2205	**27.000** 1.0630	**0.5** 0.02	**1.5** 0.06	**2.09 kg** 4.62 lb
XFA32215	***YSA32215R**	**60.000** 2.3622	**130.000** 5.1181	**11.750** 0.4626	**31.000** 1.2205	**27.000** 1.0630	**0.5** 0.02	**1.5** 0.06	**2.16 kg** 4.76 lb
XFA32215	***YSB32215R**	**60.000** 2.3622	**130.000** 5.1181	**12.250** 0.4823	**31.000** 1.2205	**27.000** 1.0630	**0.5** 0.02	**1.5** 0.06	**2.16 kg** 4.77 lb
XUA32215	**Y32215**	**75.000** 2.9528	**130.000** 5.1181	**47.250** 1.8602	**45.000** 1.7717	**27.000** 1.0630	**1.0** 0.04	**1.5** 0.06	**2.00 kg** 4.41 lb
XUA32215	***YSA32215R**	**75.000** 2.9528	**130.000** 5.1181	**11.750** 0.4626	**45.000** 1.7717	**27.000** 1.0630	**0.5** 0.02	**1.5** 0.06	**2.06 kg** 4.55 lb
XUA32215	***YSB32215R**	**75.000** 2.9528	**130.000** 5.1181	**26.250** 1.0334	**45.000** 1.7717	**27.000** 1.0630	**1.0** 0.04	**1.5** 0.06	**2.07 kg** 4.56 lb
X32216	**Y32216**	**80.000** 3.1496	**140.000** 5.5118	**35.250** 1.3878	**33.000** 1.2992	**28.000** 1.1024	**2.5** 0.10	**2.0** 0.08	**2.05 kg** 4.51 lb
X32216M	**Y32216M**	**80.000** 3.1496	**140.000** 5.5118	**35.250** 1.3878	**33.000** 1.2992	**28.000** 1.1024	**2.5** 0.10	**2.0** 0.08	**2.10 kg** 4.63 lb
X32217	**Y32217**	**85.000** 3.3465	**150.000** 5.9055	**38.500** 1.5157	**36.000** 1.4173	**30.000** 1.1811	**2.5** 0.10	**2.0** 0.08	**2.64 kg** 5.83 lb
X32217M	**Y32217M**	**85.000** 3.3465	**150.000** 5.9055	**38.500** 1.5157	**36.000** 1.4173	**30.000** 1.1811	**2.5** 0.10	**2.0** 0.08	**2.69 kg** 5.93 lb
X32218	**Y32218**	**90.000** 3.5433	**160.000** 6.2992	**42.500** 1.6732	**40.000** 1.5748	**34.000** 1.3386	**2.5** 0.10	**2.0** 0.08	**3.34 kg** 7.37 lb
X32218M	**Y32218M**	**90.000** 3.5433	**160.000** 6.2992	**42.500** 1.6732	**40.000** 1.5748	**34.000** 1.3386	**2.5** 0.10	**2.0** 0.08	**3.48 kg** 7.68 lb
X32219	**Y32219**	**95.000** 3.7402	**170.000** 6.6929	**45.500** 1.7913	**43.000** 1.6929	**37.000** 1.4567	**3.0** 0.12	**2.5** 0.10	**4.10 kg** 9.03 lb
X32219M	**Y32219M**	**95.000** 3.7402	**170.000** 6.6929	**45.500** 1.7913	**43.000** 1.6929	**37.000** 1.4567	**3.0** 0.12	**2.5** 0.10	**4.26 kg** 9.39 lb
X32220	**Y32220**	**100.000** 3.9370	**180.000** 7.0866	**49.000** 1.9291	**46.000** 1.8110	**39.000** 1.5354	**3.0** 0.12	**2.5** 0.10	**4.97 kg** 10.96 lb
X32220M	**Y32220M**	**100.000** 3.9370	**180.000** 7.0866	**49.000** 1.9291	**46.000** 1.8110	**39.000** 1.5354	**3.0** 0.12	**2.5** 0.10	**5.00 kg** 11.02 lb
X32221	**Y32221**	**105.000** 4.1339	**190.000** 7.4803	**53.000** 2.0866	**50.000** 1.9685	**43.000** 1.6929	**3.0** 0.12	**2.5** 0.10	**6.05 kg** 13.34 lb
X32221M	**Y32221M**	**105.000** 4.1339	**190.000** 7.4803	**53.000** 2.0866	**50.000** 1.9685	**43.000** 1.6929	**3.0** 0.12	**2.5** 0.10	**6.31 kg** 13.92 lb
X32222	**Y32222**	**110.000** 4.3307	**200.000** 7.8740	**56.000** 2.2047	**53.000** 2.0866	**46.000** 1.8110	**3.0** 0.12	**2.5** 0.10	**7.18 kg** 15.82 lb

* Flanged cup, Bearing width is T1 Dimension

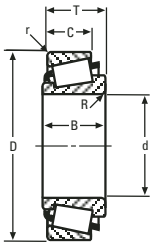

SINGLE ROW

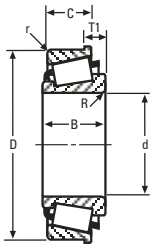

SINGLE ROW WITH FLANGE

CONE (Inner Race) number	CUP (Outer Race) number	Cone BORE d	Cup OUTSIDE DIA. D	Bearing WIDTH T	Cone WIDTH B	Cup WIDTH C	Max. Shaft Fillet Radii R	Max. Hsng. Fillet Radii r	Weight
X32222M	**Y32222M**	**110.000** 4.3307	**200.000** 7.8740	**56.000** 2.2047	**53.000** 2.0866	**46.000** 1.8110	**3.0** 0.12	**2.5** 0.10	**7.28 kg** 16.05 lb
X32224	**Y32224**	**120.000** 4.7244	**215.000** 8.4646	**61.500** 2.4213	**58.000** 2.2835	**50.000** 1.9685	**3.0** 0.12	**2.5** 0.10	**9.03 kg** 19.90 lb
X32224M	**Y32224M**	**120.000** 4.7244	**215.000** 8.4646	**61.500** 2.4213	**58.000** 2.2835	**50.000** 1.9685	**3.0** 0.12	**2.5** 0.10	**9.26 kg** 20.43 lb
XFA32224	**Y32224**	**110.000** 4.3307	**215.000** 8.4646	**61.500** 2.4213	**58.000** 2.2835	**50.000** 1.9685	**3.0** 0.12	**2.5** 0.10	**9.85 kg** 21.72 lb
X32226	**Y32226**	**130.000** 5.1181	**230.000** 9.0551	**67.750** 2.6673	**64.000** 2.5197	**54.000** 2.1260	**4.1** 0.16	**3.0** 0.12	**11.03 kg** 24.33 lb
X32226M	**Y32226M**	**130.000** 5.1181	**230.000** 9.0551	**67.750** 2.6673	**64.000** 2.5197	**54.000** 2.1260	**4.0** 0.16	**3.0** 0.12	**11.56 kg** 25.49 lb
X32304	**Y32304**	**20.000** 0.7874	**52.000** 2.0472	**22.250** 0.8760	**21.000** 0.8268	**18.000** 0.7087	**1.5** 0.06	**1.5** 0.06	**0.24 kg** 0.53 lb
X32304M	**Y32304M**	**20.000** 0.7874	**52.000** 2.0472	**22.250** 0.8760	**21.000** 0.8268	**18.000** 0.7087	**1.5** 0.06	**1.5** 0.06	**0.23 kg** 0.51 lb
X32305	**Y32305**	**25.000** 0.9843	**62.000** 2.4409	**25.250** 0.9941	**24.000** 0.9449	**20.000** 0.7874	**1.5** 0.06	**1.5** 0.06	**0.37 kg** 0.82 lb
X32306	**Y32306**	**30.000** 1.1811	**72.000** 2.8346	**28.750** 1.1319	**27.000** 1.0630	**23.000** 0.9055	**1.5** 0.06	**1.5** 0.06	**0.56 kg** 1.24 lb
X32307	**Y32307**	**35.000** 1.3780	**80.000** 3.1496	**32.750** 1.2894	**31.000** 1.2205	**25.000** 0.9843	**2.0** 0.08	**1.5** 0.06	**0.76 kg** 1.68 lb
X32308	**Y32308**	**40.000** 1.5748	**90.000** 3.5433	**35.250** 1.3878	**33.000** 1.2992	**27.000** 1.0630	**2.0** 0.08	**1.5** 0.06	**1.03 kg** 2.28 lb
X32308B	**Y32308B**	**40.000** 1.5748	**90.000** 3.5433	**35.250** 1.3878	**33.000** 1.2992	**27.000** 1.0630	**2.0** 0.08	**1.5** 0.06	**1.10 kg** 2.43 lb
XBA32308B	**Y32308B**	**40.000** 1.5748	**90.000** 3.5433	**35.250** 1.3878	**33.500** 1.3189	**27.000** 1.0630	**2.0** 0.08	**1.5** 0.06	**1.10 kg** 2.43 lb
X32309	**Y32309**	**45.000** 1.7717	**100.000** 3.9370	**38.250** 1.5059	**36.000** 1.4173	**30.000** 1.1811	**2.0** 0.08	**1.5** 0.06	**1.37 kg** 3.03 lb
X32309BM	**Y32309BM**	**45.000** 1.7717	**100.000** 3.9370	**38.250** 1.5059	**36.000** 1.4173	**30.000** 1.1811	**2.0** 0.08	**1.5** 0.06	**1.45 kg** 3.20 lb
X32309M	***Y32309RM**	**45.000** 1.7717	**100.000** 3.9370	**15.250** 0.6004	**36.000** 1.4173	**30.000** 1.1811	**2.0** 0.08	**1.5** 0.06	**1.35 kg** 2.98 lb
X32309M	**Y32309M**	**45.000** 1.7717	**100.000** 3.9370	**38.250** 1.5059	**36.000** 1.4173	**30.000** 1.1811	**2.0** 0.08	**1.5** 0.06	**1.42 kg** 3.14 lb
X32309BM	***Y32309BRM**	**45.000** 1.7717	**100.000** 3.9370	**15.250** 0.6004	**36.000** 1.4173	**30.000** 1.1811	**2.0** 0.08	**1.5** 0.06	**1.45 kg** 3.20 lb
X32310	**Y32310**	**50.000** 1.9685	**110.000** 4.3307	**42.250** 1.6634	**40.000** 1.5748	**33.000** 1.2992	**2.5** 0.10	**2.0** 0.08	**1.84 kg** 4.06 lb
X32310B	**Y32310B**	**50.000** 1.9685	**110.000** 4.3307	**42.250** 1.6634	**40.000** 1.5748	**33.000** 1.2992	**2.5** 0.10	**2.0** 0.08	**1.95 kg** 4.29 lb
X32311	**Y32311**	**55.000** 2.1654	**120.000** 4.7244	**45.500** 1.7913	**43.000** 1.6929	**35.000** 1.3780	**2.5** 0.10	**2.0** 0.08	**2.34 kg** 5.17 lb
X32311BM	**Y32311BM**	**55.000** 2.1654	**120.000** 4.7244	**45.500** 1.7913	**43.000** 1.6929	**35.000** 1.3780	**2.5** 0.10	**2.0** 0.08	**2.50 kg** 5.51 lb
X32311M	***Y32311RM**	**55.000** 2.1654	**120.000** 4.7244	**18.500** 0.7283	**43.000** 1.6929	**35.000** 1.3780	**2.5** 0.10	**2.0** 0.08	**2.30 kg** 5.07 lb
X32311M	**Y32311M**	**55.000** 2.1654	**120.000** 4.7244	**45.500** 1.7913	**43.000** 1.6929	**35.000** 1.3780	**2.5** 0.10	**2.0** 0.08	**2.36 kg** 5.20 lb
X32311BM	***Y32311BRM**	**55.000** 2.1654	**120.000** 4.7244	**18.500** 0.7283	**43.000** 1.6929	**35.000** 1.3780	**2.5** 0.10	**2.0** 0.08	**2.50 kg** 5.51 lb
X32312	**Y32312**	**60.000** 2.3622	**130.000** 5.1181	**48.500** 1.9094	**46.000** 1.8110	**37.000** 1.4567	**3.0** 0.12	**2.5** 0.10	**2.90 kg** 6.39 lb
X32312B	**Y32312B**	**60.000** 2.3622	**130.000** 5.1181	**48.500** 1.9094	**46.000** 1.8110	**37.000** 1.4567	**3.0** 0.12	**2.5** 0.10	**3.10 kg** 6.84 lb
X32312MB	**Y32312BM**	**60.000** 2.3622	**130.000** 5.1181	**48.500** 1.9094	**46.000** 1.8110	**37.000** 1.4567	**3.0** 0.12	**2.5** 0.10	**2.80 kg** 6.17 lb
X32312BM	***Y32312BRM**	**60.000** 2.3622	**130.000** 5.1181	**19.500** 0.7677	**46.000** 1.8110	**37.000** 1.4567	**3.0** 0.12	**2.5** 0.10	**2.80 kg** 6.17 lb
X32313	**Y32313**	**65.000** 2.5591	**140.000** 5.5118	**51.000** 2.0079	**48.000** 1.8898	**39.000** 1.5354	**3.0** 0.12	**2.5** 0.10	**3.54 kg** 7.81 lb
X32313M	**Y32313M**	**65.000** 2.5591	**140.000** 5.5118	**51.000** 2.0079	**48.000** 1.8898	**39.000** 1.5354	**3.0** 0.12	**2.5** 0.10	**3.63 kg** 8.01 lb
X32314	**Y32314**	**70.000** 2.7559	**150.000** 5.9055	**54.000** 2.1260	**51.000** 2.0079	**42.000** 1.6535	**3.0** 0.12	**2.5** 0.10	**4.29 kg** 9.45 lb
X32314M	**Y32314M**	**70.000** 2.7559	**150.000** 5.9055	**54.000** 2.1260	**51.000** 2.0079	**42.000** 1.6535	**3.0** 0.12	**2.5** 0.10	**4.40 kg** 9.71 lb

* Flanged cup, Bearing width is T1 Dimension

CONE (Inner Race) number	CUP (Outer Race) number	Cone BORE d	Cup OUTSIDE DIA. D	Bearing WIDTH T	Cone WIDTH B	Cup WIDTH C	Max. Shaft Fillet Radii R	Max. Hsng. Fillet Radii r	Weight
X32316	**Y32316**	**80.000** 3.1496	**170.000** 6.6929	**61.500** 2.4213	**58.000** 2.2835	**48.000** 1.8898	**3.0** 0.12	**2.5** 0.1	**6.32 kg** 13.94 lb
X32316M	**Y32316M**	**80.000** 3.1496	**170.000** 6.6929	**61.500** 2.4213	**58.000** 2.2835	**48.000** 1.8898	**3.0** 0.12	**2.5** 0.10	**6.35 kg** 13.99 lb
X32317	**Y32317**	**85.000** 3.3465	**180.000** 7.0866	**63.500** 2.5000	**60.000** 2.3622	**49.000** 1.9291	**4.0** 0.16	**3.0** 0.12	**7.27 kg** 16.04 lb
X32924	**Y32924**	**120.000** 4.7244	**165.000** 6.4961	**29.000** 1.1417	**29.000** 1.1417	**23.000** 0.9055	**15.0** 0.59	**15.0** 0.59	**1.78 kg** 3.92 lb
X32924M	**Y32924M**	**120.000** 4.7244	**165.000** 6.4961	**29.000** 1.1417	**29.000** 1.1417	**23.000** 0.9055	**1.5** 0.06	**1.5** 0.06	**1.80 kg** 3.96 lb
X32928M	**Y32928M**	**140.000** 5.5118	**190.000** 7.4803	**32.000** 1.2598	**32.000** 1.2598	**25.000** 0.9843	**2.0** 0.08	**1.5** 0.06	**2.52 kg** 5.56 lb
X32930M	**Y32930M**	**150.000** 5.9055	**210.000** 8.2677	**38.000** 1.4961	**38.000** 1.4961	**30.000** 1.1811	**2.5** 0.10	**2.0** 0.08	**4.00 kg** 8.81 lb
X32934M	**Y32934M**	**170.000** 6.6929	**230.000** 9.0551	**38.000** 1.4961	**38.000** 1.4961	**30.000** 1.1811	**2.5** 0.10	**2.0** 0.08	**4.41 kg** 9.72 lb
X32936	**Y32936**	**180.000** 7.0866	**250.000** 9.8425	**45.000** 1.7717	**45.000** 1.7717	**34.000** 1.3386	**2.5** 0.10	**2.0** 0.08	**6.51 kg** 14.34 lb
X32936M	**Y32936M**	**180.000** 7.0866	**250.000** 9.8425	**45.000** 1.7717	**45.000** 1.7717	**34.000** 1.3386	**2.5** 0.10	**2.0** 0.08	**6.50 kg** 14.33 lb
X32940M	**Y32940M**	**200.000** 7.8740	**280.000** 11.0236	**51.000** 2.0079	**51.000** 2.0079	**39.000** 1.5354	**3.0** 0.12	**2.5** 0.10	**9.44 kg** 20.82 lb
X32944	**Y32944**	**220.000** 8.6614	**300.000** 11.8110	**51.000** 2.0079	**51.000** 2.0079	**39.000** 1.5354	**3.0** 0.12	**2.5** 0.10	**11.20 kg** 24.69 lb
X32960	**Y32960**	**300.000** 11.8110	**420.000** 16.5354	**76.000** 2.9921	**76.000** 2.9921	**56.000** 2.2047	**4.0** 0.16	**4.0** 0.16	**31.50 kg** 69.45 lb
X32972	**Y32972**	**360.000** 14.1732	**480.000** 18.8976	**76.500** 3.0118	**76.500** 3.0118	**72.000** 2.8346	**4.0** 0.16	**3.0** 0.12	**40.60 kg** 89.51 lb
X33010	**Y33010**	**50.000** 1.9685	**80.000** 3.1496	**24.000** 0.9449	**24.000** 0.9449	**19.000** 0.7480	**1.0** 0.04	**1.0** 0.04	**0.45 kg** 1.00 lb
XAA33010	**Y33010**	**50.000** 1.9685	**80.000** 3.1496	**24.000** 0.9449	**24.000** 0.9449	**19.000** 0.7480	**1.5** 0.06	**1.0** 0.04	**0.45 kg** 1.00 lb
X33011	**Y33011**	**55.000** 2.1654	**90.000** 3.5433	**27.000** 1.0630	**27.000** 1.0630	**21.000** 0.8268	**1.5** 0.06	**1.5** 0.06	**0.67 kg** 1.47 lb
X33012	**Y33012**	**60.000** 2.3622	**95.000** 3.7402	**27.000** 1.0630	**27.000** 1.0630	**21.000** 0.8268	**1.5** 0.06	**1.5** 0.06	**0.70 kg** 1.54 lb
X33013	**Y33013**	**65.000** 2.5591	**100.000** 3.9370	**27.000** 1.0630	**27.000** 1.0630	**21.000** 0.8268	**1.5** 0.06	**1.5** 0.06	**0.75 kg** 1.65 lb
X33014M	**Y33014M**	**70.000** 2.7559	**110.000** 4.3307	**31.000** 1.2205	**31.000** 1.2205	**25.500** 1.0039	**1.5** 0.06	**1.5** 0.06	**1.11 kg** 2.44 lb
X33015	**Y33015**	**75.000** 2.9528	**115.000** 4.5276	**31.000** 1.2205	**31.000** 1.2205	**25.500** 1.0039	**1.5** 0.06	**1.5** 0.06	**1.16 kg** 2.56 lb
X33017	**Y33017**	**85.000** 3.3465	**130.000** 5.1181	**36.000** 1.4173	**36.000** 1.4173	**29.500** 1.1614	**1.5** 0.06	**1.5** 0.06	**1.75 kg** 3.86 lb
X33018	**Y33018**	**90.000** 3.5433	**140.000** 5.5118	**39.000** 1.5354	**39.000** 1.5354	**32.500** 1.2795	**2.0** 0.08	**1.5** 0.06	**2.20 kg** 4.85 lb
X33019	**Y33019**	**95.000** 3.7402	**145.000** 5.7087	**39.000** 1.5354	**39.000** 1.5354	**32.500** 1.2795	**2.0** 0.08	**1.5** 0.06	**2.25 kg** 4.96 lb
XAA33019	**Y33019**	**95.000** 3.7402	**145.000** 5.7087	**39.000** 1.5354	**39.000** 1.5354	**32.500** 1.2795	**6.0** 0.24	**1.5** 0.06	**2.25 kg** 4.96 lb
X33020	**Y33020**	**100.000** 3.9370	**150.000** 5.9055	**39.000** 1.5354	**39.000** 1.5354	**32.500** 1.2795	**2.0** 0.08	**1.5** 0.06	**2.37 kg** 5.22 lb
X33021	**Y33021**	**105.000** 4.1339	**160.000** 6.2992	**43.000** 1.6929	**43.000** 1.6929	**34.000** 1.3386	**2.5** 0.10	**2.0** 0.08	**2.97 kg** 6.55 lb
X33021M	**Y33021M**	**105.000** 4.1339	**160.000** 6.2992	**43.000** 1.6929	**43.000** 1.6929	**34.000** 1.3386	**2.5** 0.10	**2.0** 0.08	**2.98 kg** 6.57 lb
X33022	**Y33022**	**110.000** 4.3307	**170.000** 6.6929	**47.000** 1.8504	**47.000** 1.8504	**37.000** 1.4567	**2.5** 0.10	**2.0** 0.08	**3.84 kg** 8.47 lb
X33024	**Y33024**	**120.000** 4.7244	**180.000** 7.0866	**48.000** 1.8898	**48.000** 1.8898	**38.000** 1.4961	**2.5** 0.10	**2.0** 0.08	**4.20 kg** 9.26 lb
X33108	**Y33108**	**40.000** 1.5748	**75.000** 2.9528	**26.000** 1.0236	**26.000** 1.0236	**20.500** 0.8071	**1.5** 0.06	**1.5** 0.06	**0.50 kg** 1.10 lb
XAA33108	**Y33108**	**40.000** 1.5748	**75.000** 2.9528	**26.000** 1.0236	**26.000** 1.0236	**20.500** 0.8071	**3.5** 0.14	**1.5** 0.06	**0.50 kg** 1.10 lb

* Flanged cup, Bearing width is T1 Dimension

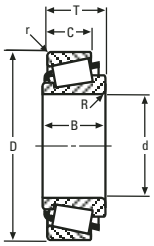

SINGLE ROW

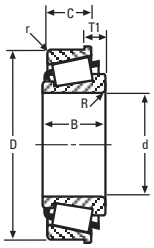

SINGLE ROW WITH FLANGE

CONE (Inner Race) number	CUP (Outer Race) number	Cone BORE d	Cup OUTSIDE DIA. D	Bearing WIDTH T	Cone WIDTH B	Cup WIDTH C	Max. Shaft Fillet Radii R	Max. Hsng. Fillet Radii r	Weight
X33109	**Y33109**	**45.000** 1.7717	**80.000** 3.1496	**26.000** 1.0236	**26.000** 1.0236	**20.500** 0.8071	**1.5** 0.06	**1.5** 0.06	**0.53 kg** 1.18 lb
X33109	***Y33109R**	**45.000** 1.7717	**80.000** 3.1496	**10.000** 0.3937	**26.000** 1.0236	**20.500** 0.8071	**1.5** 0.06	**1.5** 0.06	**0.56 kg** 1.23 lb
X33110	**Y33110**	**50.000** 1.9685	**85.000** 3.3465	**26.000** 1.0236	**26.000** 1.0236	**20.000** 0.7874	**1.5** 0.06	**1.5** 0.06	**0.59 kg** 1.30 lb
X33111	**Y33111**	**55.000** 2.1654	**95.000** 3.7402	**30.000** 1.1811	**30.000** 1.1811	**23.000** 0.9055	**1.5** 0.06	**1.5** 0.06	**0.85 kg** 1.87 lb
XAA33111	**Y33111**	**55.000** 2.1654	**95.000** 3.7402	**30.000** 1.1811	**30.000** 1.1811	**23.000** 0.9055	**3.5** 0.14	**1.5** 0.06	**0.85 kg** 1.87 lb
X33112	**Y33112**	**60.000** 2.3622	**100.000** 3.9370	**30.000** 1.1811	**30.000** 1.1811	**23.000** 0.9055	**1.5** 0.06	**1.5** 0.06	**0.91 kg** 2.01 lb
X33113	**Y33113**	**65.000** 2.5591	**110.000** 4.3307	**34.000** 1.3386	**34.000** 1.3386	**26.500** 1.0433	**1.5** 0.06	**1.5** 0.06	**1.25 kg** 2.76 lb
X33114	**Y33114**	**70.000** 2.7559	**120.000** 4.7244	**37.000** 1.4567	**37.000** 1.4567	**29.000** 1.1417	**2.0** 0.08	**1.5** 0.06	**1.68 kg** 3.70 lb
X33115	**Y33115**	**75.000** 2.9528	**125.000** 4.9213	**37.000** 1.4567	**37.000** 1.4567	**29.000** 1.1417	**2.0** 0.08	**1.5** 0.06	**1.77 kg** 3.91 lb
XAA33115	**Y33115**	**75.000** 2.9528	**125.000** 4.9213	**37.000** 1.4567	**37.000** 1.4567	**29.000** 1.1417	**6.0** 0.24	**1.5** 0.06	**1.77 kg** 3.91 lb
X33116	**Y33116**	**80.000** 3.1496	**130.000** 5.1181	**37.000** 1.4567	**37.000** 1.4567	**29.000** 1.1417	**2.0** 0.08	**1.5** 0.06	**1.88 kg** 4.14 lb
X33116M	**Y33116M**	**80.000** 3.1496	**130.000** 5.1181	**37.000** 1.4567	**37.000** 1.4567	**29.000** 1.1417	**2.0** 0.08	**1.5** 0.06	**1.87 kg** 4.13 lb
X33117	**Y33117**	**85.000** 3.3465	**140.000** 5.5118	**41.000** 1.6142	**41.000** 1.6142	**32.000** 1.2598	**2.5** 0.10	**2.0** 0.08	**2.48 kg** 5.48 lb
X33118	**Y33118**	**90.000** 3.5433	**150.000** 5.9055	**45.000** 1.7717	**45.000** 1.7717	**35.000** 1.3780	**2.5** 0.10	**2.0** 0.08	**3.17 kg** 6.99 lb
X33118M	**Y33118M**	**90.000** 3.5433	**150.000** 5.9055	**45.000** 1.7717	**45.000** 1.7717	**35.000** 1.3780	**2.5** 0.10	**2.0** 0.08	**3.13 kg** 6.89 lb
X33205	**Y33205**	**25.000** 0.9843	**52.000** 2.0472	**22.000** 0.8661	**22.000** 0.8661	**18.000** 0.7087	**1.0** 0.04	**1.0** 0.04	**0.22 kg** 0.50 lb
X33206	**Y33206**	**30.000** 1.1811	**62.000** 2.4409	**25.000** 0.9843	**25.000** 0.9843	**19.500** 0.7677	**1.0** 0.04	**1.0** 0.04	**0.35 kg** 0.78 lb
X33207	**Y33207**	**35.000** 1.3780	**72.000** 2.8346	**28.000** 1.1024	**28.000** 1.1024	**22.000** 0.8661	**1.5** 0.06	**1.5** 0.06	**0.53 kg** 1.18 lb
X33208	**Y33208**	**40.000** 1.5748	**80.000** 3.1496	**32.000** 1.2598	**32.000** 1.2598	**25.000** 0.9843	**1.5** 0.06	**1.5** 0.06	**0.73 kg** 1.62 lb
X33209	**Y33209**	**45.000** 1.7717	**85.000** 3.3465	**32.000** 1.2598	**32.000** 1.2598	**25.000** 0.9843	**1.5** 0.06	**1.5** 0.06	**0.79 kg** 1.75 lb
X33210	**Y33210**	**50.000** 1.9685	**90.000** 3.5433	**32.000** 1.2598	**32.000** 1.2598	**24.500** 0.9646	**1.5** 0.06	**1.5** 0.06	**0.85 kg** 1.87 lb
X33210	***YSA33210R**	**50.000** 1.9685	**95.000** 3.7402	**10.000** 0.3936	**32.000** 1.2598	**27.000** 1.0630	**1.5** 0.06	**1.5** 0.06	**1.05 kg** 2.32 lb
XGA33210	**Y33210**	**40.000** 1.5748	**90.000** 3.5433	**32.000** 1.2598	**32.000** 1.2598	**24.500** 0.9646	**1.5** 0.06	**1.5** 0.06	**1.03 kg** 2.26 lb
XGA33210	***YSA33210R**	**40.000** 1.5748	**95.000** 3.7402	**10.000** 0.3937	**32.000** 1.2598	**27.000** 1.0630	**1.5** 0.06	**1.5** 0.06	**1.23 kg** 2.71 lb
X33211	**Y33211**	**55.000** 2.1654	**100.000** 3.9370	**35.000** 1.3780	**35.000** 1.3780	**27.000** 1.0630	**2.0** 0.08	**1.5** 0.06	**1.17 kg** 2.57 lb
X33211M	**Y33211M**	**55.000** 2.1654	**100.000** 3.9370	**35.000** 1.3780	**35.000** 1.3780	**27.000** 1.0630	**2.0** 0.08	**1.5** 0.06	**1.20 kg** 2.65 lb
XGA33211	**Y33211**	**50.815** 2.0006	**100.000** 3.9370	**35.000** 1.3780	**35.000** 1.3780	**27.000** 1.0630	**2.0** 0.08	**1.5** 0.06	**1.26 kg** 2.78 lb
XLA33211	**Y33211**	**50.000** 1.9685	**100.000** 3.9370	**33.500** 1.3189	**33.500** 1.3189	**27.000** 1.0630	**2.0** 0.08	**1.5** 0.06	**1.25 kg** 2.75 lb
X33212	**Y33212**	**60.000** 2.3622	**110.000** 4.3307	**38.000** 1.4961	**38.000** 1.4961	**29.000** 1.1417	**2.0** 0.08	**1.5** 0.06	**1.53 kg** 3.37 lb
X33212	***Y33212R**	**60.000** 2.3622	**110.000** 4.3307	**16.000** 0.6299	**38.000** 1.4961	**29.000** 1.1417	**2.0** 0.08	**1.5** 0.06	**1.59 kg** 3.50 lb
XAA33212	**Y33212**	**60.000** 2.3622	**110.000** 4.3307	**38.000** 1.4961	**38.000** 1.4961	**29.000** 1.1417	**6.0** 0.24	**1.5** 0.06	**1.53 kg** 3.37 lb
XAA33212	***Y33212R**	**60.000** 2.3622	**110.000** 4.3307	**16.000** 0.6299	**28.000** 1.1024	**29.000** 1.1417	**6.0** 0.24	**1.5** 0.06	**1.59 kg** 3.50 lb
XAB33212	**Y33212**	**60.000** 2.3622	**110.000** 4.3307	**38.000** 1.4961	**38.000** 1.4961	**29.000** 1.1417	**5.0** 0.20	**1.5** 0.06	**1.53 kg** 3.37 lb

* Flanged cup, Bearing width is T1 Dimension

CONE (Inner Race) number	CUP (Outer Race) number	Cone BORE d	Cup OUTSIDE DIA. D	Bearing WIDTH T	Cone WIDTH B	Cup WIDTH C	Max. Shaft Fillet Radii R	Max. Hsng. Fillet Radii r	Weight
XAB33212	***Y33212R**	**60.000** 2.3622	**110.000** 4.3307	**16.000** 0.6299	**38.000** 1.4961	**29.000** 1.1417	**5.0** 0.20	**1.5** 0.06	**1.59 kg** 3.50 lb
XGA33212	**Y33212**	**45.000** 1.7717	**110.000** 4.3307	**38.000** 1.4961	**38.000** 1.4961	**29.000** 1.1417	**3.5** 0.14	**1.5** 0.06	**1.89 kg** 4.17 lb
XGA33212	***Y33212R**	**45.000** 1.7717	**110.000** 4.3307	**16.000** 0.6299	**38.000** 1.4961	**29.000** 1.1417	**3.5** 0.14	**1.5** 0.06	**1.95 kg** 4.30 lb
XGB33212	**Y33212**	**55.000** 2.1654	**110.000** 4.3307	**38.000** 1.4961	**38.000** 1.4961	**29.000** 1.1417	**0.8** 0.03	**1.5** 0.06	**1.67 kg** 3.67 lb
XGB33212	***Y33212R**	**55.000** 2.1654	**110.000** 4.3307	**16.000** 0.6299	**38.000** 1.4961	**29.000** 1.1417	**0.8** 0.03	**1.5** 0.06	**1.72 kg** 3.80 lb
X33213	**Y33213**	**65.000** 2.5591	**120.000** 4.7244	**41.000** 1.6142	**41.000** 1.6142	**32.000** 1.2598	**2.0** 0.08	**1.5** 0.06	**1.97 kg** 4.35 lb
X33213M	**Y33213M**	**65.000** 2.5591	**120.000** 4.7244	**41.000** 1.6142	**41.000** 1.6142	**32.000** 1.2598	**2.0** 0.08	**1.5** 0.06	**1.99 kg** 4.39 lb
X33214	**Y33214**	**70.000** 2.7559	**125.000** 4.9213	**41.000** 1.6142	**41.000** 1.6142	**32.000** 1.2598	**2.0** 0.08	**1.5** 0.06	**2.11 kg** 4.66 lb
X33215	**Y33215**	**75.000** 2.9528	**130.000** 5.1181	**41.000** 1.6142	**41.000** 1.6142	**32.000** 1.2598	**2.0** 0.08	**1.5** 0.06	**2.18 kg** 4.81 lb
X33215M	**Y33215M**	**75.000** 2.9528	**130.000** 5.1181	**41.000** 1.6142	**41.000** 1.6142	**32.000** 1.2598	**2.0** 0.08	**1.5** 0.06	**2.25 kg** 4.96 lb
X33216	**Y33216**	**80.000** 3.1496	**140.000** 5.5118	**46.000** 1.8110	**46.000** 1.8110	**35.000** 1.3780	**2.5** 0.10	**2.0** 0.08	**2.94 kg** 6.49 lb
X33217	**Y33217**	**85.000** 3.3465	**150.000** 5.9055	**49.000** 1.9291	**49.000** 1.9291	**37.000** 1.4567	**2.5** 0.10	**2.0** 0.08	**3.61 kg** 7.96 lb
X33217M	**Y33217M**	**85.000** 3.3465	**150.000** 5.9055	**49.000** 1.9291	**49.000** 1.9291	**37.000** 1.4567	**2.5** 0.10	**2.0** 0.08	**3.70 kg** 8.16 lb

* Flanged cup, Bearing width is T1 Dimension

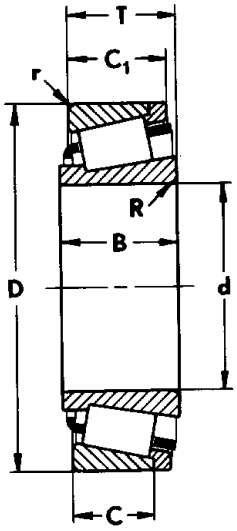

CONE			MAX SHAFT FILLET RADII	CUP			WIDTH OVER RIB RING AND CUP	MAX HS'NG FILLET RADII	BEARING	Remarks
SERIES	BORE d	WIDTH B	R	Number	OUTSIDE DIA D	WIDTH C	C1	r ¨	WIDTH T	
U100										
U199	**29.987** 1.1811	**19.500** 0.7677	**2.3** 0.09	U160L	**58.000** 2.2835	**13.000** 0.5118	**16.000** 0.6299	**1.3** 0.05	**17.000** 0.6693	
U200										
U298	**34.987** 1.3780	**20.600** 0.8110	**2.3** 0.09	U261L	**65.000** 2.5591	**14.000** 0.5512	**17.000** 0.6693	**1.3** 0.05	**16.100** 0.7126	
U300										
U399	**39.688** 1.5625	**22.098** 0.8700	**2.3** 0.09	U360L	**73.025** 2.8750	**15.265** 0.6010	**18.500** 0.7283	**1.3** 0.05	**19.395** 0.7636	
U399A	**39.688** 1.5625	**22.098** 0.8700	**2.3** 0.09	U365L	**79.967** 3.1483	**15.265** 0.6010	**20.091** 0.7910	**1.3** 0.05	**19.395** 0.7636	
U400										
U497	**44.987** 1.7717	**26.000** 1.0236	**2.3** 0.09	U460L	**79.975** 3.1496	**18.000** 0.7087	**22.000** 0.8622	**1.3** 0.05	**24.000** 0.9449	

DUO-FACE® SERIES CONTINUED ON NEXT PAGE

¨These Maximum Fillet Radii will be cleared by the Cone or Cup Radii.
*See Remarks Column.

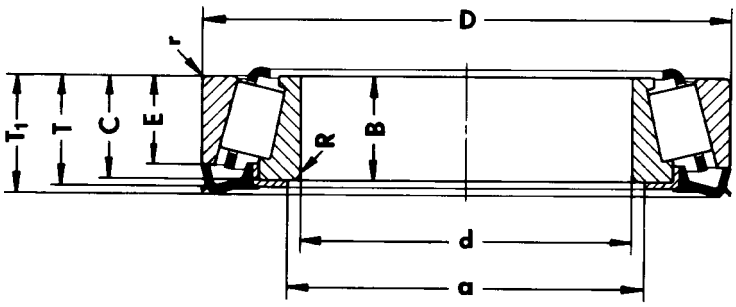

CONE			MAX SHAFT FILLET RADII	CUP			MAX HS'NG FILLET RADII	SEAL		BEARING			Remarks
Number	BORE d	WIDTH B	R **	Number	OUTSIDE DIA D	WIDTH C	r **	Number	INSIDE DIA a	NORMAL WIDTH C	OVER STAMP WIDTH T	OVER SEAL WIDTH T1	
395 SERIES													
390A	**68.262** 2.6875	**21.996** 0.8660	**2.3** 0.09	**394A**	**110.000** 4.3307	**18.824** 0.7411	**1.3** 0.05	**395LC**	**73.660** 2.9000	**22.000** 0.8661	**23.218** 0.9141	**24.638** 0.9700	
399A	**68.262** 2.6875	**21.996** 0.8660	**2.3** 0.09	**394A**	**110.000** 4.3307	**18.824** 0.7411	**1.3** 0.05	**395LA**	**73.660** 2.9000	**22.000** 0.8661	**23.218** 0.9141	**24.638** 0.9700	
07000 SERIES													
07100	**25.400** 1.0000	**14.260** 0.5614	**1.0** 0.04	**07196**	**50.005** 1.9687	**9.525** 0.3750	**0.4** 0.02	**07000LA**	**27.940** 1.1000	**13.495** 0.5313	**14.206** 0.5593	**15.392** 0.6060	
LM11900 SERIES													
LM11949	**19.050** 0.7500	**16.637** 0.6550	**0.4** 0.015	**LM11910**	**45.237** 1.7810	**12.065** 0.4750	**1.3** 0.05	**LM11900EA**	**27.000** 1.0630	**15.494** 0.6100	**16.281** 0.6410	**17.400** 0.6850	
LM11949	**19.050** 0.7500	**16.637** 0.6550	**0.4** 0.015	**LM11910**	**45.237** 1.7810	**12.065** 0.4750	**1.3** 0.05	**LM11900LA**	**22.225** 0.8750	**15.494** 0.6100	**16.281** 0.6410	**17.400** 0.6850	
M12600 SERIES													
M12649	**21.430** 0.8437	**18.288** 0.7200	**1.3** 0.05	**M12610**	**50.005** 1.9687	**13.970** 0.5500	**1.3** 0.05	**M12600LA**	**24.511** 0.9650	**0.690** 17.5260	**0.721** 18.3130	**19.430** 0.7650	
13600 SERIES													
13685	**38.100** 1.5000	**19.050** 0.7500	**3.5** 0.14	**13621**	**69.012** 2.7170	**15.083** 0.5938	**2.3** 0.09	**13600LA**	**45.974** 1.8100	**19.050** 0.7500	**19.812** 0.7800	**20.960** 0.8250	
13685	**38.100** 1.5000	**19.050** 0.7500	**3.5** 0.14	**13621A**	**69.012** 2.7170	**14.321** 0.5638	**2.3** 0.09	**13600LA**	**45.974** 1.8100	**19.050** 0.7500	**19.812** 0.7800	**20.960** 0.8250	
LM29700 SERIES													
LM29748	**38.100** 1.5000	**18.288** 0.7200	**0.3** 0.01	**LM29710**	**65.068** 2.5625	**13.970** 0.4200	**1.3** 0.05	**LM29700LA**	**45.847** 1.8050	**18.034** 0.7100	**18.796** 0.7400	**19.940** 0.7850	
L44600 SERIES													
L44642	**25.400** 1.0000	**14.732** 0.5800	**3.5** 0.14	**L44610**	**50.292** 1.9800	**10.668** 0.4200	**1.3** 0.05	**L44600LC**	**34.925** 1.3750	**14.224** 0.5600	**14.935** 0.5880	**16.130** 0.6350	
L44643	**25.400** 1.0000	**14.732** 0.5800	**1.3** 0.05	**L44610**	**50.292** 1.9800	**10.668** 0.4200	**1.3** 0.05	**L44600LA**	**34.925** 1.3750	**14.224** 0.5600	**14.935** 0.5880	**16.130** 0.6350	
L44643X	**25.400** 1.0000	**14.732** 0.5800	**1.3** 0.05	**L44610**	**50.292** 1.9800	**10.668** 0.4200	**1.3** 0.05	**L44600LB**	**34.925** 1.3750	**14.224** 0.5600	**14.935** 0.5880	**16.130** 0.6350	With O-Ring K97154 in Bore
LM48500 SERIES													
LM48548	**34.925** 1.3750	**18.288** 0.7200	**0.4** 0.015	**LM48510**	**65.088** 2.5625	**13.970** 0.5500	**1.3** 0.05	**LM48500LA**	**42.799** 1.6850	**18.034** 0.7100	**18.796** 0.7400	**19.940** 0.7850	
LM67000 SERIES													
LM67048	**31.750** 1.2500	**16.764** 0.6600	**0.4** 0.015	**LM67010**	**59.131** 2.3280	**11.811** 0.4650	**1.3** 0.05	**LM67000LA**	**39.599** 1.5590	**15.875** 0.6250	**16.637** 0.6550	**17.780** 0.7000	

**These Maximum Fillet Radii will be cleared by the Cone or Cup Radii.
*See Remarks Column.

MULTIPLE ROW STEERING GEAR SERIES CONTINUED ON NEXT PAGE

MULTIPLE-ROW STEERING GEAR BEARING

2 TSG

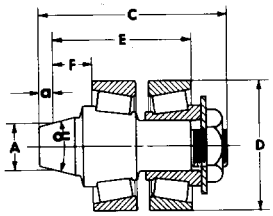

FIGURE 1

TDSG

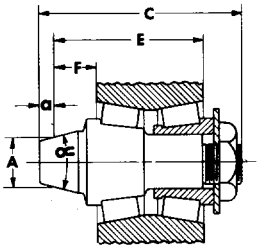

FIGURE 2

TDSG

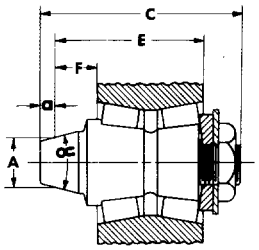

FIGURE 3

TDFSG

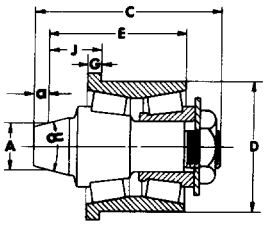

FIGURE 4

BEARING NUMBER	FIG. NO.	CONTACT DIAMETER A	a	NOSE ANGLE	CUP OUTSIDE DIAMETER D	WIDTH C	E	STANDOUT F OR J	FLANGE WIDTH C	REMARKS
A3045 - A3044	**2**	**12.471**	**2.54**	**29°-0′**	–	**42.469**	**30.002**	**9.365**	–	
	2	0.4910	0.100	29°-0′	–	1.6720	1.1812	0.3687	–	
00053 - 00055	**2**	**16.027**	**2.54**	**29°-0′**	–	**49.566**	**36.312**	**12.141**	–	
	2	0.6310	0.100	29°-0′	–	1.9514	1.4296	0.4780	–	
00053 - 00055 - 00152	**1**	**16.027**	**2.54**	**29°-0′**	**38.100**	**49.566**	**39.307**	**9.147**	–	
	1	0.6310	0.100	29°-0′	1.5000	1.9514	1.5475	0.3601	–	
00057 - 00055	**2**	**12.471**	**2.54**	**29°-0′**	–	**47.584**	**34.331**	**10.160**	–	
	2	0.4910	0.100	29°-0′	–	1.8734	1.3516	0.4000	–	
00057 - 00055 - 00152	**1**	**12.471**	**2.54**	**29°-0′**	**38.100**	**47.584**	**37.325**	**7.165**	–	
	1	0.4910	0.100	29°-0′	1.5000	1.8734	1.4695	0.2621	–	
00058 - 00055 - 00153DB	**4**	**13.208**	**2.54**	**29°-0′**	**38.100**	**49.987**	**37.135**	**14.910**	**3.175**	
	4	0.5200	0.100	29°-0′	1.5000	1.9680	1.4620	0.5870	0.1250	
09083 - 09079 - 09195DB	**4**	**14.453**	**2.54**	**29°-0′**	**49.225**	**65.088**	**48.710**	**21.130**	**3.970**	
	4	0.5690	0.100	29°-0′	1.9380	2.5625	1.9177	0.8319	0.1583	
M12430 - M12448 - M12411DB	**4**	**14.453**	**2.54**	**29°-0′**	**49.225**	**57.900**	**43.467**	**20.447**	**3.967**	
	4	0.5690	0.100	29°-0′	1.9380	2.2795	1.7113	0.8055	0.1562	
M12431 - M12448 - M12411DB	**4**	**10.389**	**2.54**	**40°-0′**	**49.225**	**58.687**	**44.254**	**21.234**	**3.967**	
	4	0.4090	0.100	40°-0′	1.9380	2.3105	1.7423	0.8360	0.1562	
17482 - 17481 - 17420DB	**4**	**13.208**	**2.54**	**29°-0′**	**39.688**	**50.394**	**37.135**	**14.910**	**3.175**	
	4	0.5200	0.100	29°-0′	1.5625	1.9840	1.4620	0.5870	0.1250	
17483 - 17481 - 17420DB	**4**	**11.938**	**2.54**	**29°-0′**	**39.688**	**50.394**	**37.135**	**14.910**	**3.175**	
	4	0.4700	0.100	29°-0′	1.5625	1.9840	1.4620	0.5870	0.1250	
17484 - 17481 - 17420DB	**4**	**11.938**	**6.81**	**29°-0′**	**39.688**	**54.661**	**37.135**	**14.910**	**3.175**	
	4	0.4700	0.268	29°-0′	1.5625	2.1520	1.4620	0.5870	0.1250	
17485 - 17481 - 17420DB	**4**	**8.763**	**2.54**	**40°-0′**	**39.688**	**51.232**	**37.973**	**15.748**	**3.175**	
	4	0.3450	0.100	40°-0′	1.5625	2.0170	1.4950	0.6200	0.1250	
17486 - 17481 - 17420DB	**4**	**10.973**	**2.54**	**40°-0′**	**39.688**	**52.502**	**39.243**	**17.018**	**3.175**	
	4	0.4320	0.100	40°-0′	1.5625	2.0670	1.5450	0.6700	0.1250	
17582 - 17581 - 17520DB	**4**	**14.453**	**2.54**	**29°-0′**	**42.863**	**51.595**	**38.722**	**14.910**	**3.175**	
	4	0.5690	0.100	29°-0′	1.6875	2.0313	1.5245	0.5870	0.1250	
17583 - 17581 - 17520DB	**4**	**14.453**	**2.54**	**29°-0′**	**42.863**	**55.557**	**42.685**	**18.872**	**3.175**	
	4	0.5690	0.100	29°-0′	1.6875	2.1873	1.6805	0.7430	0.1250	
17584 - 17581 - 17520DB	**4**	**8.763**	**2.54**	**40°-0′**	**42.863**	**55.481**	**42.609**	**18.796**	**3.175**	
	4	0.3450	0.100	40°-0′	1.6875	2.1843	1.6775	0.7400	0.1250	
LM31331	**3**	**8.458**	**3.68**	**40°-0′**	–	**47.473**	**31.814**	**11.176**	–	
	3	0.3330	0.145	40°-0′	–	1.8690	1.2525	0.4400	–	
LM31333	**3**	**11.113**	**3.68**	**29°-0′**	–	**47.473**	**31.814**	**11.176**	–	
	3	0.4375	0.145	29°-0′	–	1.8690	1.2525	0.4400	–	

STEERING GEAR SERIES CONTINUED ON NEXT PAGE

BA CONSTRUCTION

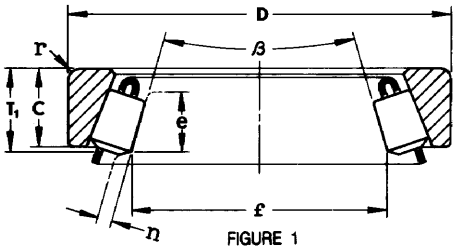

FIGURE 1

BC CONSTRUCTION

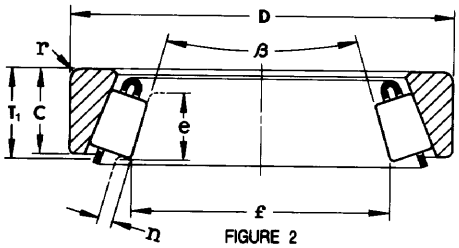

FIGURE 2

CAGE AND ROLLER						CUP			MAX. HOUSING FILLET RADIUS	BA CONST. WIDTH	BC CONST. WIDTH	REMARKS
NUMBER	FIG. NO.	BASE DIA f	RACE LENGTH e	RIB HEIGHT n	CONE ANGLE	Number	OUTSIDE DIA. D	WIDTH C	r	T1	T1	
5 SERIES												
5BA	**1**	**28.070**	**7.315**	**1.905**	**25°-24′**	6	**44.450**	**9.525**	**1.5**	**9.525**	**10.063**	
	1	1.1051	0.2880	0.0750	25°-24′		1.7500	0.3750	0.06	0.3750	0.3962	
5BC	**2**	**28.313**	**7.854**	**1.727**	**25°-24′**	*6CE	**49.146**	**19.050**	**CH**	**18.931**	**19.469**	6CE: SPECIAL BACKFACE CHAMFER
	2	1.1147	0.3092	0.0680	25°-24′		1.9349	0.7500	CH	0.7453	0.7665	
						7	**49.154**	**15.088**	**0.5**	**15.088**	**15.626**	
							1.9352	0.5940	0.02	0.5940	0.6152	
						*7A	**49.154**	**22.225**	**0.8**	**22.205**	**22.746**	7A: STEPPED OD
							1.9352	0.8750	0.03	0.8742	0.8955	
						06	**49.154**	**15.875**	**0.8**	**15.794**	**16.332**	
							1.9352	0.6250	0.03	0.6218	0.6430	
11 SERIES												
11BA	**1**	**33.010**	**7.610**	**1.981**	**29°-58′**	13C	**49.225**	**11.509**	**1.5**	**12.311**	**12.845**	
	1	1.2996	0.2996	0.0780	29°-58′		1.9380	0.4531	0.06	0.4847	0.5057	
11BC	**2**	**33.297**	**8.123**	**1.727**	**29°-58′**	13X	**49.609**	**11.509**	**1.5**	**12.311**	**12.845**	
	2	1.3109	0.3198	0.0680	29°-58′		1.9531	0.4531	0.06	0.4847	0.5057	
						*14	**53.917**	**16.172**	**CH**	**17.323**	**17.859**	14: BACKFACE CHAMFER
							2.1227	0.6367	CH	0.6820	0.7031	
						*14C	**57.092**	**17.094**	**CH**	**17.920**	**18.456**	14C: SPECIAL BACKFACE CHAMFER
							2.2477	0.6730	CH	0.7055	0.7266	
						14CE	**52.362**	**9.525**	**1.5**	**9.530**	**10.063**	
							2.0615	0.3750	0.06	0.3752	0.3962	
						14XS	**57.092**	**17.094**	**2.0**	**17.922**	**18.456**	
							2.2477	0.6730	0.08	0.7056	0.7266	
15 SERIES												
15BA	**1**	**36.086**	**7.315**	**1.981**	**32°-50′**	16	**51.994**	**11.908**	**1.5**	**13.127**	**13.658**	
	1	1.4207	0.2880	0.0780	32°-50′		2.0470	0.4688	0.06	0.5168	0.5377	
15BC	**2**	**36.398**	**7.826**	**1.727**	**32°-50′**	17	**51.994**	**12.189**	**1.5**	**13.106**	**13.637**	
	2	1.4330	0.3081	0.0680	32°-50′		2.0470	0.4799	0.06	0.5160	0.5369	
						*18	**66.604**	**23.876**	**CH**	**25.095**	**25.626**	18: SPECIAL BACKFACE CHAMFER
							2.6222	0.9400	CH	0.9880	1.0089	
21 SERIES												
21BA	**1**	**34.557**	**9.525**	**2.286**	**29°-20′**	23	**55.524**	**11.113**	**1.5**	**12.700**	**–**	
	1	1.3605	0.3750	0.0900	29°-20′		2.1860	0.4375	0.06	0.5000	–	
21BC	**2**	**34.930**	**10.231**	**2.057**	**29°-20′**	24	**55.524**	**11.908**	**1.5**	**12.692**	**13.406**	
	2	1.3752	0.4028	0.0810	29°-20′		2.1860	0.4688	0.06	0.4997	0.5278	
31 SERIES												
31BA	**1**	**40.193**	**9.525**	**3.100**	**29°-36′**	32	**61.087**	**11.113**	**1.5**	**12.700**	**–**	
	1	1.5824	0.3750	0.1220	29°-36′		2.4050	0.4375	0.06	0.5000	–	
31BC	**2**	**40.620**	**10.338**	**2.794**	**29°-36′**	32C	**61.087**	**11.908**	**1.5**	**12.705**	**13.513**	
	2	1.5992	0.4070	0.1100	29°-36′		2.4050	0.4688	0.06	0.5002	0.5320	
						32X	**58.738**	**11.908**	**1.5**	**12.705**	**13.513**	
							2.3125	0.4688	0.06	0.5002	0.5320	
						33	**66.637**	**11.113**	**1.5**	**12.700**	**–**	
							2.6235	0.4375	0.06	0.5000	–	

¨These Maximum Fillet Radii will be cleared by the Cone or Cup Radii.
*See Remarks Column.

STEERING GEAR SERIES CONTINUED ON NEXT PAGE

STEERING GEAR BEARING – TYPE TSG

BA CONSTRUCTION

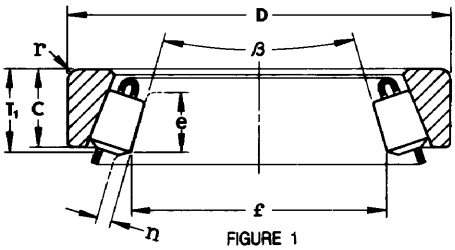

FIGURE 1

BC CONSTRUCTION

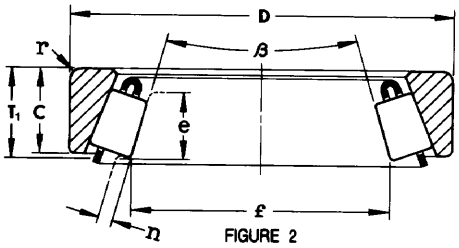

FIGURE 2

CAGE AND ROLLER						CUP			MAX. HOUSING FILLET RADIUS	BA CONST. WIDTH	BC CONST. WIDTH	
NUMBER	FIG. NO.	BASE DIA f	RACE LENGTH e	RIB HEIGHT n	CONE ANGLE	Number	OUTSIDE DIA. D	WIDTH C	r	T1	T1	REMARKS
35 SERIES												
35BA	**1**	**43.193**	**11.113**	**3.100**	**31°-52′**	36X	**64.287**	**13.096**	**1.5**	**13.096**	**13.904**	
	1	1.7005	0.4375	0.1220	31°-52′		2.5310	0.5156	0.06	0.5156	0.5474	
35BC	**2**	**12.471**	**11.113**	**2.794**	**31°-52′**	*38A	**69.850**	**23.368**	**CH**	**23.368**	**24.176**	38A: SPECIAL BACKFACE CHAMFER
	2	1.7187	0.4375	0.1100	31°-52′		2.7500	0.9200	CH	0.9200	0.9518	
						*38AW	**69.850**	**23.368**	**CH**	**23.368**	**24.178**	38AW: SLOT IN OD
							2.7500	0.9200	CH	0.9200	0.9518	SPECIAL BACKFACE CHAMFER
						*38X	**69.850**	**18.654**	**CH**	**18.616**	**19.423**	38X: SLOT IN OD
							2.7500	0.7344	CH	0.7329	0.7647	SPECIAL BACKFACE CHAMFER
45 SERIES												
45BC	**2**	**56.469**	**11.113**	**2.794**	**41°-36′**	46	**79.375**	**13.208**	**1.5**	**–**	**14.605**	
	2	2.2232	0.4375	0.1100	41°-36′		3.1250	0.5200	0.06	–	0.5750	
						*47	**87.313**	**25.654**	**CH**	**–**	**27.051**	47: SPECIAL BACKFACE CHAMFER
							3.4375	1.0100	CH	–	1.0650	
						*47W	**87.313**	**25.654**	**CH**	**–**	**27.051**	47W: SLOT IN OD
							3.4375	1.0100	CH	–	1.0650	SPECIAL BACKFACE CHAMFER
32207 SERIES												
CB32207	2	**47.345**	**16.000**	**3.683**	**20°-6′-56″**	†Y-32207	**72.000**	**19.000**	**2.0**	**–**	**19.743**	
	2	1.8640	0.6299	0.1450	20°-6′-56″		2.8346	0.7480	0.06	–	0.7773	

STEERING GEAR SERIES CONTINUED ON NEXT PAGE

¨These Maximum Fillet Radii will be cleared by the Cone or Cup Radii.
†Bore or O.D. shown are maximum dimensions. *See Remarks Column.

BA CONSTRUCTION

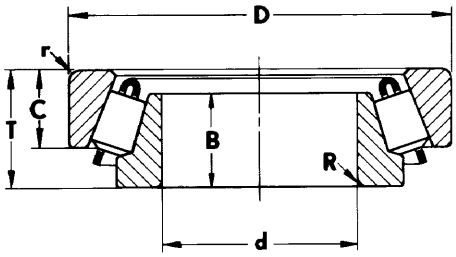

FIGURE 1

BC CONSTRUCTION

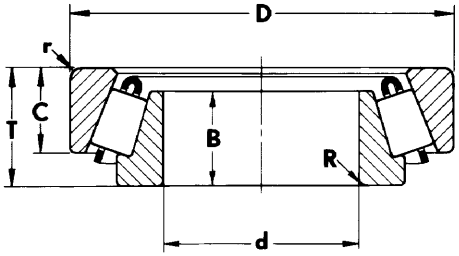

FIGURE 2

CONE – CAGE AND ROLLER				MAX SHAFT FILLET RADII	CUP			MAX. HOUSING FILLET RADIUS	BEARING	REMARKS
NUMBER	FIG. NO.	BORE d	WIDTH B	R	Number	OUTSIDE DIA D	WIDTH C	C1	WIDTH T	
5 SERIES										
					6	**44.450** 1.7500	**9.525** 0.3750	**1.5** 0.06	**13.492** 0.5312	
					*6CE	**49.146** 1.9349	**19.050** 0.7500	**CH** CH	**22.898** 0.9015	6CE: SPECIAL BACKFACE CHAMFER
4CB-5BC	**2** 2	**209.638** 0.8125	**12.090** 0.4760	**1.3** 0.05	When these Cone - Cage Roller units are assembled cups in this series, add 0.744 mm (0.0293 in) to "T" dimensions.					
4CX-5BC	**2** 2	**19.588** 0.7712	**12.090** 0.4760	**0.3** 0.01						
31 SERIES										
29-31BA	**1** 1	**30.163** 1.1875	**16.662** 0.6560	**1.5** 0.06	32	**61.087** 2.4050	**11.113** 0.4375	**1.5** 0.06	**19.050** 0.7500	
					32X	**58.738** 2.3125	**11.908** 0.4688	**1.5** 0.06	**19.055** 0.7502	
35 SERIES										
40-35BC	**2** 2	**30.124** 1.1860	**15.479** 0.6094	**1.3** 0.05	36X	**64.287** 2.5310	**13.096** 0.5156	**1.5** 0.06	**18.273** 0.7194	

¨These Maximum Fillet Radii will be cleared by the Cone or Cup Radii.
*See Remarks Column.

CROSSED ROLLER BEARINGS CONTINUED ON NEXT PAGE

CROSSED ROLLER BEARING

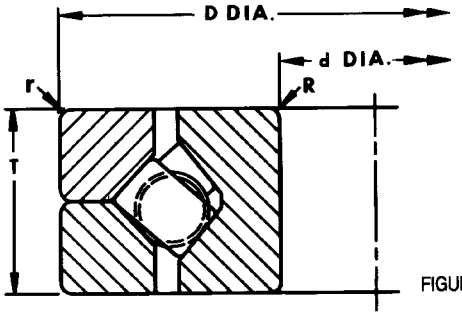

FIGURE 1

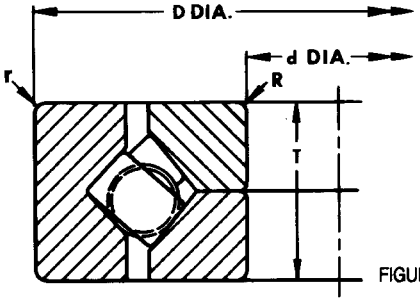

FIGURE 2

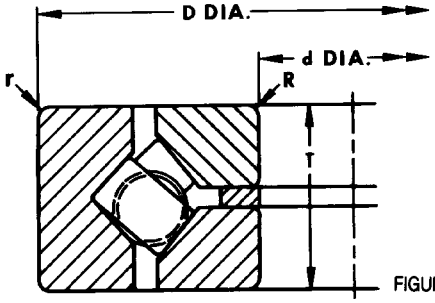

FIGURE 3

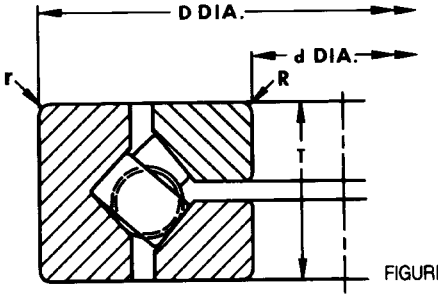

FIGURE 4

BEARING NUMBER	FIG NO	Bore d	OD D	Cone Max SHAFT Width T	CUP Max SHAFT FILLET RADIUS R	FILLET RADIUS r	Remarks
*XR496051	4	203.200	279.400	31.750	1.5	1.5	Assembled withXR496002 rollers &
	4	8.0000	11.0000	1.2500	0.06	0.06	K11531 roller extensions
*XR496052	1	203.200	279.400	31.750	1.5	1.5	As XR496050 but fitted with nylon seperators
	1	8.0000	11.0000	1.2500	0.06	0.06	
*XR496053	4	203.200	279.400	31.750	1.5	1.5	As XR496051 but fitted with phos bronze
	4	8.0000	11.0000	1.2500	0.06	0.06	seperators and K444680 roller extensions
JXR637050	4	300.000	400.000	36.492	1.5	1.5	
	4	11.8110	15.7480	1.4367	0.06	0.06	
XR637050	4	300.000	400.000	37.000	1.5	1.5	
	4	11.8110	15.7480	1.4567	0.06	0.06	
JXR652050	4	310.000	425.000	45.000	2.5	2.5	
	4	12.2047	16.7323	1.7716	0.10	0.10	
*XR678052	4	330.200	457.200	63.500	3.3	3.3	Replaces XR678050 assembled with XR678002
	4	13.0000	18.0000	2.5000	0.13	0.13	rollers
*XR678053	4	330.200	457.200	63.500	3.3	3.3	Replaces XR678051 assembled with XR678002
	4	13.0000	18.0000	2.5000	0.13	0.13	rollers
JXR678054	3	300.000	480.000	60.000	3.0	1.5	
	3	11.8110	18.8976	2.3622	0.12	0.06	
JXR699050	4	370.000	495.000	50.000	3.0	3.0	
	4	14.5669	19.4882	1.9685	0.12	0.12	
XR736052	1	432.003	571.500	38.100	3.3	3.3	
	1	17.0080	22.5000	1.5000	0.13	0.13	
*XR766051	4	457.200	609.600	63.500	3.3	3.3	Replaces XR766050 assembled with XR766002
	4	18.0000	24.0000	2.5000	0.13	0.13	rollers & K115353 roller ext.
XR766052	4	424.950	614.924	65.000	CH	CH	
	4	16.7303	24.2096	2.5591	CH	CH	
*XR766053	4	457.200	609.600	63.500	3.3	3.3	As XR766051 but with holes in outer ring
	4	18.0000	24.0000	2.5000	0.13	0.13	
XR820060	4	580.000	760.000	80.000	6.4	6.4	
	4	22.8346	29.9213	3.1496	0.25	0.25	

CROSSED ROLLER BEARINGS CONTINUED ON NEXT PAGE

*See Remarks Column.

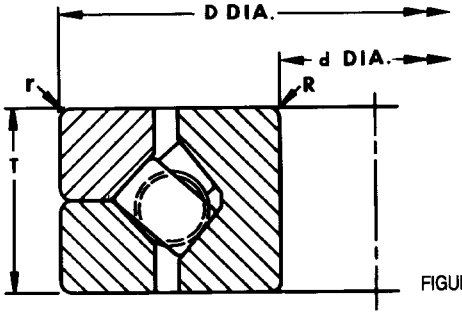

FIGURE 1

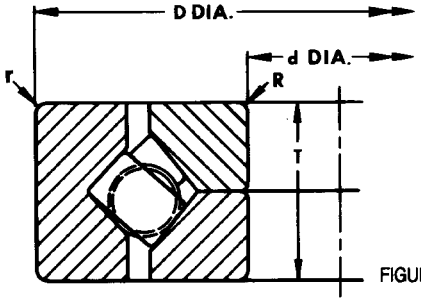

FIGURE 2

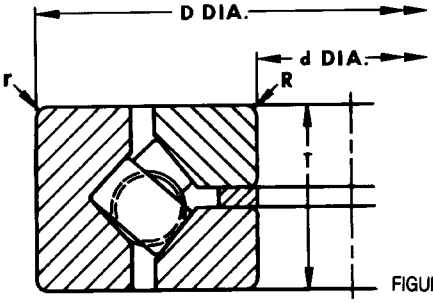

FIGURE 3

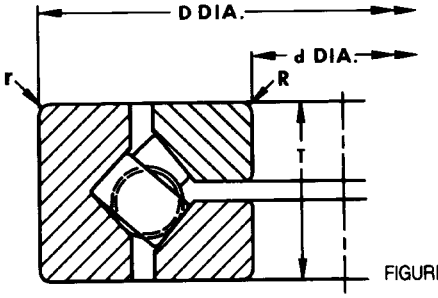

FIGURE 4

BEARING NUMBER	FIG NO	Bore d	OD D	Cone Max SHAFT Width T	CUP Max SHAFT FILLET RADIUS R	FILLET RADIUS r	Remarks
*XR820061	1	580.000	760.000	80.000	6.4	6.4	Replaces XR820053, 56, & 57
	1	22.8346	29.9213	3.1496	0.25	0.25	
*XR820067	1	580.000	760.000	80.000	6.4	6.4	Replaces XR820055 & 58
	1	22.8346	29.9213	3.1496	0.25	0.25	
XR820068	1	580.000	760.000	80.000	6.4	6.4	
	1	22.8346	29.9213	3.1496	0.25	0.25	
XR836050	3	600.000	830.000	80.000	3.3	3.3	
	3	23.6220	32.6772	3.1496	0.13	0.13	
XRS844050	2	685.800	914.400	79.375	0.8	CH	
	2	29.3157	33.4446	1.3386	0.03	CH	
*XR855053	4	685.800	914.400	79.375	3.3	3.3	Replaces XR855051
	4	27.0000	36.0000	3.1250	0.13	0.13	
*XR855055	4	685.800	914.400	79.375	3.3	3.3	Replaces XR855050 & 52
	4	27.0000	36.0000	3.1250	0.13	0.13	
*XR855056	1	685.800	914.400	79.375	3.3	3.3	Assembled with phosphor bronze seperators
	1	27.0000	36.0000	3.1250	0.13	0.13	
*XR882054	1	901.700	1117.600	82.550	3.3	3.3	Replaces XR882052
	1	35.5000	44.0000	3.2500	0.13	0.13	
*XR882055	4	901.700	1117.600	82.550	3.3	3.3	Replaces XR882053
	4	35.5000	44.0000	3.2500	0.13	0.13	
*XR882058	2	939.800	1117.600	82.550	3.3	3.3	Replaces XR882051
	2	37.0000	44.0000	3.2500	0.13	0.13	
*XR889058	1	1028.700	1327.150	114.300	3.3	3.3	
	1	40.5000	52.2500	4.5000	0.13	0.13	
*XR889059	1	1028.700	1327.150	95.250	3.3	3.3	Replaces XR889056
	1	40.5000	52.2500	3.7500	0.13	0.13	
*XR889060	3	1028.600	1327.050	114.300	3.3	3.3	Assembled with XR889002 rollers & K115357
	3	40.4960	52.2460	4.5000	0.13	0.13	roller extensions includes gear & flange ring Replaces XR889057
*XR897051	4	1549.400	1828.800	101.600	3.3	3.3	Replaces XR897050
	4	61.0000	72.0000	4.0000	0.13	0.13	

*See Remarks Column.

THRUST BEARINGS CONTINUED ON NEXT PAGE

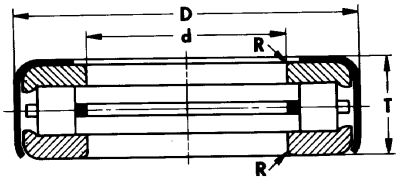

FIGURE 1

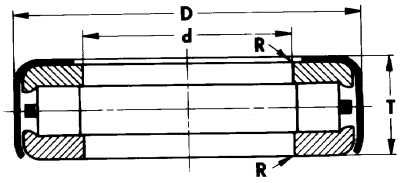

FIGURE 2

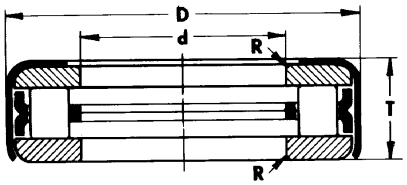

FIGURE 3

BEARING NUMBER		FIG NO.	BORE d	OUTSIDE DIAMETER D	WIDTH t	SHAFT FILLET RADIUS R	MASS kg (lb)	REMARKS
NO OIL HOLES IN RETAINER	OIL HOLES IN RETAINER							
T63	T63W	**1**	**16.129**	**41.275**	**12.700**	**0.8**	**0.08**	
		1	0.6350	1.6250	0.5000	0.03	0.18	
T76	T76W	**1**	**19.304**	**41.275**	**13.487**	**0.8**	**0.08**	
		1	0.7600	1.6250	0.5310	0.03	0.18	
T77	T77W	**1**	**19.304**	**41.275**	**12.700**	**0.8**	**0.07**	
		1	0.7600	1.6250	0.5000	0.03	0.15	
T82	T82W	**1**	**20.879**	**41.275**	**13.487**	**0.8**	**0.07**	
		1	0.8220	1.6250	0.5310	0.03	0.15	
T86		**1**	**20.257**	**39.688**	**14.288**	**1.3**	**0.07**	
		1	0.7975	1.5625	0.5625	0.05	0.15	
T88	T88W	**1**	**22.479**	**48.021**	**15.088**	**0.8**	**0.11**	
		1	0.8850	1.8906	0.5940	0.03	0.24	
T89		**1**	**22.479**	**48.021**	**15.875**	**0.8**	**0.12**	
		1	0.8850	1.8906	0.6250	0.03	0.26	
*T92		**2**	**23.825**	**44.958**	**13.487**	**0.8**	–	T92 HAS 2 BORES, OTHER BORE =24.054 mm
		2	0.9380	1.7700	0.5310	0.03	–	(.9470”), R = .08 mm (.03”).
T93		**2**	**24.054**	**44.958**	**13.487**	**0.8**	**0.09**	
		2	0.9470	1.7700	0.5310	0.03	0.20	
T94	T94W	**1**	**24.054**	**48.021**	**15.088**	**0.8**	**0.11**	
		1	0.9470	1.8906	0.5940	0.03	0.24	
T95	T95W	**1**	**24.130**	**50.800**	**15.875**	**0.8**	**0.13**	
		1	0.9500	2.0000	0.6250	0.03	0.29	
T101	T101W	**1**	**25.654**	**50.800**	**15.875**	**0.8**	**0.13**	
		1	1.0100	2.0000	0.6250	0.03	0.29	
*T101X		**1**	**25.146**	**50.800**	**15.875**	**0.8**	–	T101X HAS 2 BORES, OTHER BORE =24.654 mm
		1	0.9900	2.0000	0.6250	0.03	–	(1.0100”).
*T102		**1**	**25.654**	**50.800**	**16.916**	**0.8**	–	T102 HAS EXTENDED RETAINER, RETAINER “C”
		1	1.0100	2.0000	0.6660	0.03	–	DIMENSION - 20.384 mm (.8025”). EXTENSION INSIDE DIAMETER = 35.052 mm (1.3800”)
T104	T104W	**1**	**26.289**	**50.800**	**15.875**	**0.8**	**0.13**	
		1	1.0350	2.0000	0.6250	0.03	0.29	
*T105		**1**	**25.654**	**50.800**	**15.875**	**0.8**	–	T105 HAS 2 BORES, OTHER BORE = 27.299mm
		1	1.0100	2.0000	0.6250	0.03	–	(1.0720”).
T107	T107W	**1**	**27.299**	**50.800**	**15.875**	**0.8**	**0.12**	
		1	1.0720	2.0000	0.6250	0.03	0.26	
T110	T110W	**1**	**28.829**	**53.188**	**15.875**	**0.8**	**0.14**	
		1	1.1350	2.0940	0.6250	0.03	0.31	
T113	T113W	**1**	**28.829**	**55.562**	**15.875**	**0.8**	**0.15**	
		1	1.1350	2.1875	0.6250	0.03	0.33	
*T114	*T114W	**1**	**25.654**	**55.562**	**15.875**	**0.8**	–	T114 AND T114W HAVE 2 BORES, OTHER
		1	1.0100	2.1875	0.6250	0.03	–	BORE = 28.829 mm (1.1350”).
*T114X		**2**	**28.829**	**50.800**	**15.875**	**0.8**	–	T114X HAS 2 CAGES AND 2 BORES, OTHER
		2	1.1350	2.0000	0.6250	0.03	–	BORE = 29.261 mm (1.1520”).
T119	T119W	**1**	**30.416**	**55.562**	**15.875**	**0.8**	**0.15**	
		1	1.1975	2.1875	0.6250	0.03	0.33	
T120		**2**	**30.416**	**54.745**	**11.430**	**0.8**	**0.11**	
		2	1.1975	2.1553	0.4500	0.03	0.24	
T121		**1**	**30.716**	**55.562**	**15.875**	**0.8**	**0.16**	
		1	1.2093	2.1875	0.6250	0.03	0.35	

T126 SERIES CONTINUED ON NEXT PAGE

¨These Maximum Fillet Radii will be cleared by the Cone or Cup Radii.
*See Remarks Column.

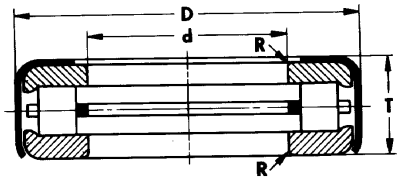

FIGURE 1

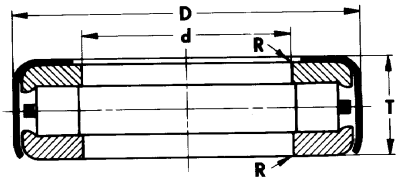

FIGURE 2

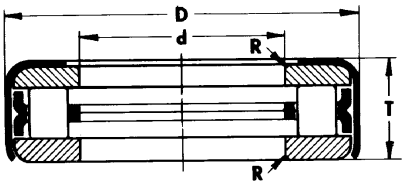

FIGURE 3

BEARING NUMBER		FIG NO.	BORE d	OUTSIDE DIAMETER D	WIDTH t	SHAFT FILLET RADIUS R	MASS kg (lb)	REMARKS
NO OIL HOLES IN RETAINER	OIL HOLES IN RETAINER							
T126	T126W	**1**	**32.004**	**55.562**	**15.875**	**0.8**	**0.14**	
		1	1.2600	2.1875	0.6250	0.03	0.31	
*T126A	T126AW	**1**	**32.004**	**55.562**	**15.875**	**0.8**	**0.14**	T126A - 2 CAGES
		1	1.2600	2.1875	0.6250	0.03	0.31	
T139	T139W	**1**	**35.179**	**58.738**	**15.875**	**0.8**	**0.15**	
		1	1.3850	2.3125	0.6250	0.03	0.33	
*T139KP		**1**	**35.179**	**58.738**	**15.875**	**0.8**	**0.15**	RACES ARE CADMIUM PLATED.
		1	1.3850	2.3125	0.6250	0.03	0.33	
T142	T142W	**1**	**35.179**	**62.708**	**19.431**	**0.8**	**0.23**	
		1	1.3850	2.4688	0.7650	0.03	0.51	
T149	T149W	**1**	**38.303**	**65.883**	**19.431**	**0.8**	**0.24**	
		1	1.5080	2.5938	0.7650	0.03	0.53	
T158		**1**	**40.234**	**65.883**	**19.431**	**0.8**	**0.23**	
		1	1.5840	2.5938	0.7650	0.03	0.51	
T199	T199W	**1**	**51.054**	**74.612**	**15.875**	**0.8**	**0.20**	
		1	2.0100	2.9375	0.6250	0.03	0.44	
T309	T309W	**1**	**78.583**	**102.395**	**15.875**	**0.8**	**0.29**	
		1	3.0938	4.0313	0.6250	0.03	0.64	
T387	T387W	**1**	**96.425**	**127.000**	**17.463**	**0.8**	**0.50**	
		1	3.8750	5.0000	0.7650	0.03	1.10	
T484		**1**	**123.012**	**152.400**	**17.463**	**0.8**	**0.63**	
		1	4.8430	6.0000	0.6875	0.03	1.39	
T581		**1**	**147.638**	**177.800**	**17.463**	**0.8**	**0.89**	
		1	5.8125	7.0000	0.6875	0.03	1.96	
T1760		**3**	**44.623**	**76.200**	**10.922**	**0.8**	**0.18**	
		3	1.7568	3.0000	0.4300	0.03	0.4	

¨These Maximum Fillet Radii will be cleared by the Cone or Cup Radii.
*See Remarks Column.

T127 SERIES CONTINUED ON NEXT PAGE

THRUST BEARINGS – TTC and TTCS


FIGURE 1

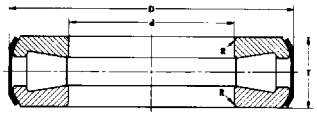
FIGURE 2


FIGURE 3

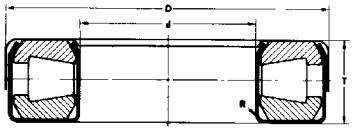
FIGURE 4

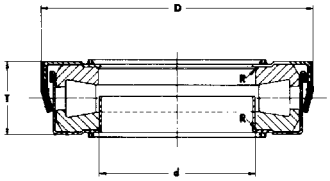
FIGURE 5

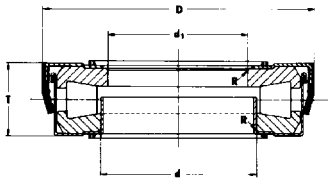
FIGURE 6

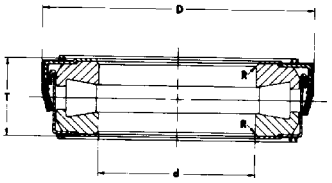
FIGURE 7

BEARING NUMBER		FIG NO.	BORE d	OUTSIDE DIAMETER D	WIDTH t	SHAFT FILLET RADIUS R	MASS kg (lb)	REMARKS
NO OIL HOLES IN RETAINER	OIL HOLES IN RETAINER							
T127	T127W	**1**	**32.004**	**66.675**	**19.446**	**0.8**	**0.31**	
		1	1.2600	2.6250	0.7656	0.03	0.68	
T128		**2**	**32.004**	**66.675**	**18.654**	**0.8**	**0.29**	
		2	1.2600	2.6250	0.7344	0.03	0.64	
T130		**1**	**27.102**	**66.675**	**19.446**	**0.8**	**0.34**	
		1	1.0670	2.6250	0.7656	0.03	0.75	
T136		**2**	**35.179**	**66.675**	**18.654**	**0.8**	**0.28**	
		2	1.3850	2.6250	0.7344	0.03	0.62	
T138	T138W	**1**	**35.179**	**66.675**	**19.446**	**0.8**	**0.30**	
		1	1.3850	2.6250	0.7656	0.03	0.66	
*T138XS		**SPCL**	**35.179**	**66.675**	**19.446**	**0.8**	–	T138XS HAS 2 BORES, OTHER BORE = 35.387mm
			1.3850	2.6250	0.7656	0.03	–	(1.3972")
T144	T144W	**1**	**36.754**	**66.675**	**19.446**	**1.5**	**0.29**	
		1	1.4470	2.6250	0.7656	0.06	0.64	
*T144XA		**SPCL**	**36.754**	**66.675**	**19.446**	**1.5**	–	T144XA HAS 2 BORES, OTHER BORE = 37.137mm
			1.4470	2.6250	0.7656	0.06	–	(1.4621")
T151	T151W	**1**	**38.354**	**72.619**	**21.433**	**0.8**	**0.37**	
		1	1.5100	2.8590	0.8438	0.03	0.82	
T151X		**1**	**38.354**	**69.444**	**20.726**	**0.8**	**0.37**	
		1	1.5100	2.7340	0.8160	0.03	0.82	
T152		**2**	**38.354**	**72.619**	**20.638**	**0.8**	**0.35**	
		2	1.5100	2.8590	0.8125	0.03	0.77	
T157	T157W	**1**	**39.954**	**72.619**	**21.433**	**0.8**	**0.37**	
		1	1.5730	2.8590	0.8438	0.03	0.82	
T163	T163W	**1**	**41.529**	**72.619**	**21.433**	**0.8**	**0.35**	
		1	1.6350	2.8590	0.8438	0.03	0.77	
T163X	T163XW	**1**	**41.529**	**72.619**	**21.433**	**2.0**	**0.35**	
		1	1.6350	2.8590	0.8438	0.80	0.77	
T169	T169W	**1**	**43.104**	**82.956**	**23.812**	**0.8**	**0.55**	
		1	1.6970	3.2660	0.9375	0.03	1.21	
T176	T176W	**1**	**44.704**	**82.956**	**23.812**	**0.8**	**0.54**	
		1	1.7600	3.2660	0.9375	0.03	1.19	
T177		**1**	**45.000**	**73.000**	**20.000**	**0.8**	**0.32**	
		1	1.7717	2.8740	0.7874	0.03	0.71	
T177A		**1**	**45.484**	**73.000**	**20.000**	**0.8**	**0.33**	
		1	1.7907	2.8740	0.7874	0.03	0.73	
*T177XA		**SPCL**	**45.000**	**73.127**	**20.000**	**0.8**	–	T177XA HAS 2 BORES, OTHER BORE = 45.484mm
			1.7717	2.8790	0.7874	0.03	–	(1.7907")
T177S		**5**	**45.000**	**74.500**	**20.221**	**0.8**	**0.35**	
		5	1.7717	2.9331	0.7961	0.03	0.77	
T178		**1**	**40.401**	**73.000**	**19.000**	**0.8**	–	
		1	1.5906	2.8740	0.7480	0.03	–	
T182	T182W	**1**	**46.279**	**82.956**	**23.812**	**0.8**	**0.52**	
		1	1.8220	3.2660	0.9375	0.03	1.15	

T188 SERIES CONTINUED ON NEXT PAGE

¨These Maximum Fillet Radii will be cleared by the Cone or Cup Radii.
*See Remarks Column.

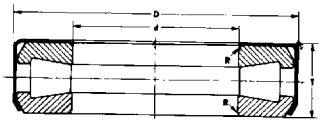

FIGURE 1

FIGURE 2

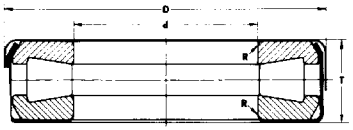

FIGURE 3

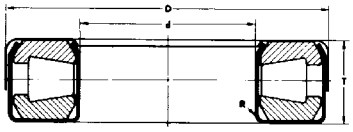

FIGURE 4

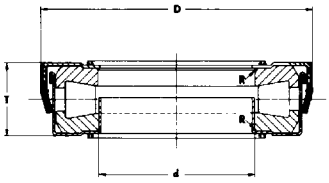

FIGURE 5

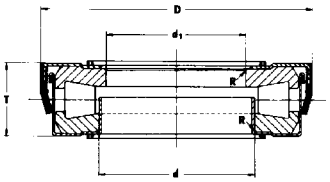

FIGURE 6

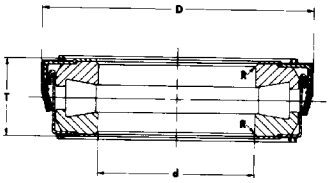

FIGURE 7

BEARING NUMBER		FIG NO.	BORE d	OUTSIDE DIAMETER D	WIDTH t	SHAFT FILLET RADIUS R	MASS kg (lb)	REMARKS
NO OIL HOLES IN RETAINER	OIL HOLES IN RETAINER							
T188	T188W	**1**	**47.879**	**82.956**	**23.812**	**0.8**	**0.52**	
		1	1.8850	3.2660	0.9375	0.03	1.15	
T188X		**4**	**47.879**	**83.774**	**24.130**	**2.3**	**–**	
		4	1.8850	3.2970	0.9500	0.09	–	
T189	T189W	**2**	**47.879**	**82.956**	**23.020**	**0.8**	**0.50**	
		2	1.8850	3.2660	0.9063	0.03	1.10	
T193	T193W	**2**	**49.454**	**93.269**	**26.187**	**0.8**	**0.80**	
		2	1.9470	3.6720	1.0310	0.03	1.76	
T194	T194W	**1**	**49.454**	**93.269**	**26.975**	**0.8**	**0.81**	
		1	1.9470	3.6720	1.0620	0.03	1.79	
T201	T201W	**2**	**51.054**	**93.269**	**26.187**	**3.3**	**0.77**	
		2	2.0100	3.6720	1.0310	0.13	1.70	
T202	T202W	**1**	**51.054**	**93.269**	**26.975**	**3.3**	**0.80**	
		1	2.0100	3.6720	1.0620	0.13	1.76	
T208	T208W	**1**	**52.629**	**93.269**	**26.975**	**0.8**	**0.79**	
		1	2.0720	3.6720	1.0620	0.03	1.74	
T209	T209W	**2**	**52.629**	**93.269**	**26.187**	**0.8**	**0.75**	
		2	2.0720	3.6720	1.0310	0.03	1.65	
T251	T251W	**1**	**63.754**	**111.125**	**26.988**	**0.8**	**1.07**	
		1	2.5100	4.3750	1.0625	0.03	2.36	
T252	T252W	**2**	**63.754**	**111.125**	**25.796**	**0.8**	**1.07**	
		2	2.5100	4.3750	1.0156	0.03	2.23	
T301	T301W	**2**	**76.454**	**133.350**	**33.338**	**2.3**	**1.87**	
		2	3.0100	5.2500	1.3125	0.09	4.12	
	T301X	**2**	**76.454**	**133.350**	**33.338**	**2.3**	**–**	
		2	3.0100	5.2500	1.3125	0.09	–	
T302	T302W	**1**	**76.454**	**133.350**	**34.925**	**2.3**	**1.99**	
		1	3.0100	5.2500	1.3750	0.09	4.39	
T350		**2**	**88.900**	**133.350**	**33.335**	**2.8**	**1.41**	
		2	3.5000	5.2500	1.3124	0.11	3.11	
T402	T402W	**2**	**102.108**	**179.619**	**44.450**	**1.5**	**4.84**	
		2	4.0200	7.0716	1.7500	0.06	10.67	
T600	T600W	**1**	**152.400**	**241.300**	**76.200**	**3.3**	**14.10**	
		1	8.0000	9.5000	3.0000	0.13	31.09	
T1260	T1260W	**1**	**32.004**	**55.562**	**15.875**	**0.8**	**0.17**	
		1	1.2600	2.1875	0.6250	0.03	0.37	
*T1380		**SPCL**	**35.179**	**59.400**	**15.875**	**0.8**	**0.35**	2 PIECE SEAL
		SPCL	1.3850	2.3386	0.6250	0.03	0.77	
T1921		**1**	**46.279**	**80.010**	**15.977**	**0.8**	**0.34**	
		1	1.8220	3.1500	0.6290	0.03	0.75	
T4020		**2**	**102.108**	**179.619**	**31.750**	**1.5**	**3.7**	
		2	4.0200	7.0716	1.2500	0.06	8.16	

¨These Maximum Fillet Radii will be cleared by the Cone or Cup Radii.
*See Remarks Column.

T135 SERIES CONTINUED ON NEXT PAGE

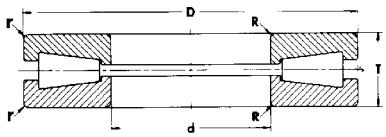

FIGURE 1

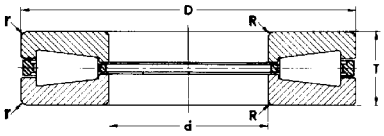

FIGURE 2

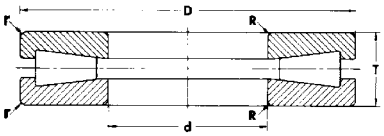

FIGURE 3

FIGURE 4

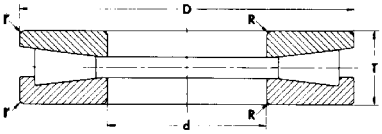

FIGURE 5

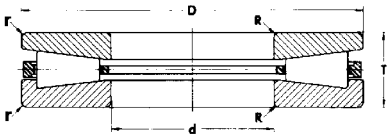

FIGURE 6

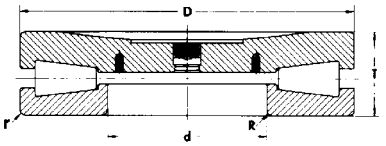

FIGURE 7

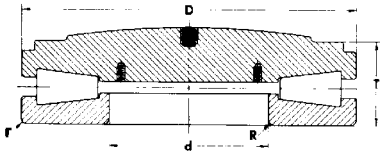

FIGURE 8

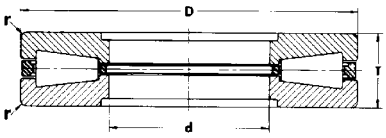

FIGURE 9

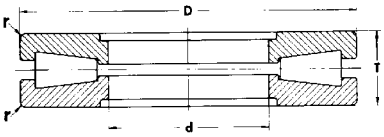

FIGURE 10

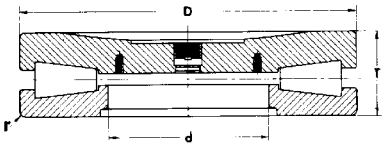

FIGURE 11

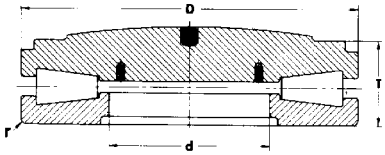

FIGURE 12

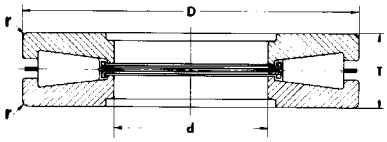

FIGURE 13

BEARING NUMBER	FIG NO.	BORE d	OUTSIDE DIAMETER D	WIDTH T	SHAFT FILLET RADIUS R	HOUSNG FILLET RADIUS r	MASS kg (lb)	REMARKS
T135	**2**	**34.925**	**76.200**	**15.875**	**1.5**	**1.5**	**0.4**	
	2	1.3750	3.0000	0.6250	0.06	0.06	0.88	
T135F	**1**	**34.925**	**76.200**	**15.875**	**1.5**	**1.5**	**0.4**	
	1	1.3750	3.0000	0.6250	0.06	0.06	0.88	
T200A	**2**	**50.800**	**109.538**	**22.225**	**2.3**	**2.3**	**1.1**	
	2	2.0000	4.3125	0.8750	0.09	0.09	2.40	
T311	**2**	**76.200**	**161.925**	**33.338**	**3.3**	**3.3**	**3.6**	
	2	3.0000	6.3750	1.3215	0.13	0.13	8.02	
T311F	**1**	**76.200**	**161.925**	**33.338**	**3.3**	**3.3**	**3.6**	
	1	3.0000	6.3750	1.3215	0.13	0.13	8.02	
*T311FS - T311S	**8**	**76.200**	**161.925**	**49.212**	**3.3**	**3.3**	**–**	T311FS - T311S, SPHERICAL RADIUS =
	8	3.0000	6.3750	1.9375	0.13	0.13	–	457.200 mm (18")
T411	**2**	**101.600**	**215.900**	**46.038**	**3.3**	**3.3**	**8.9**	
	2	4.0000	8.5000	1.8125	0.13	0.13	19.60	
T411F	**1**	**101.600**	**215.900**	**46.038**	**3.3**	**3.3**	**8.9**	
	1	4.0000	8.5000	1.8125	0.13	0.13	19.60	
*T411FAS - T411S	**8**	**76.200**	**215.900**	**65.088**	**3.3**	**3.3**	**–**	T411FAS - T411S, SHERICAL RADIUS =
	8	3.0000	8.5000	2.5625	0.13	0.13	–	508.000 mm (20")
T441	**2**	**111.760**	**223.520**	**55.880**	**3.3**	**3.3**	**11.4**	
	2	4.4000	8.8000	2.2000	0.13	0.13	25.13	
T441F	**1**	**111.760**	**223.520**	**55.880**	**3.3**	**3.3**	**11.4**	
	1	4.4000	8.8000	2.2000	0.13	0.13	25.13	
T451	**2**	**114.300**	**250.825**	**53.975**	**4.0**	**4.0**	**15.0**	
	2	4.5000	9.8750	2.1250	0.16	0.16	33.07	
T511	**2**	**127.000**	**266.700**	**58.738**	**4.8**	**4.8**	**17.8**	
	2	5.0000	10.5000	2.3125	0.19	0.19	39.24	
T511A	**2**	**128.588**	**266.700**	**58.738**	**4.8**	**4.8**	**17.8**	
	2	5.0625	10.5000	2.3125	0.19	0.19	39.24	

T511F SERIES CONTINUED ON NEXT PAGE

¨These Maximum Fillet Radii will be cleared by the Cone or Cup Radii.
*See Remarks Column.

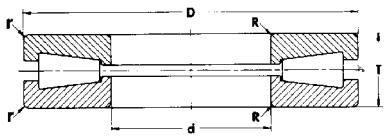

FIGURE 1

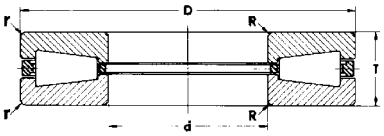

FIGURE 2

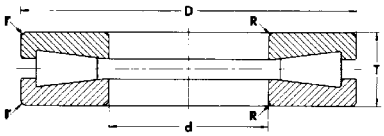

FIGURE 3

FIGURE 4

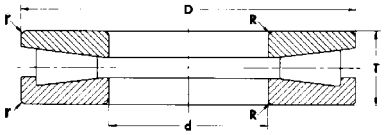

FIGURE 5

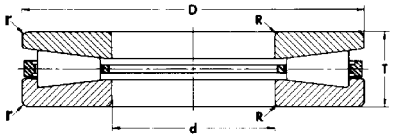

FIGURE 6

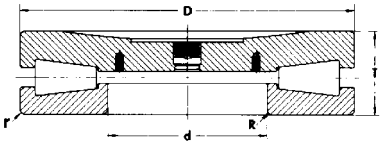

FIGURE 7

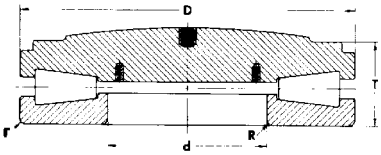

FIGURE 8

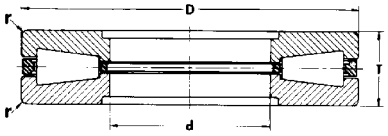

FIGURE 9

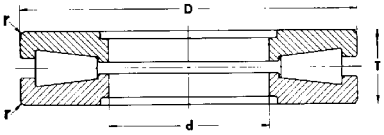

FIGURE 10

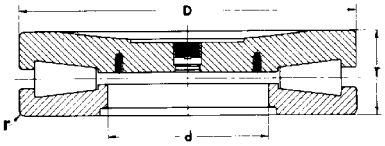

FIGURE 11

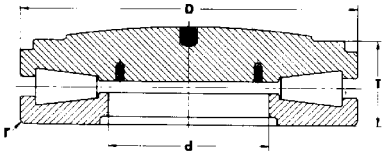

FIGURE 12

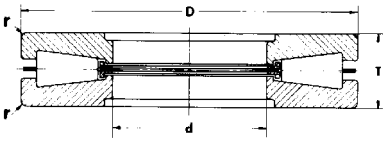

FIGURE 13

BEARING NUMBER	FIG NO.	BORE d	OUTSIDE DIAMETER D	WIDTH T	SHAFT FILLET RADIUS R	HOUSNG FILLET RADIUS r	MASS kg (lb)	REMARKS
T511F	**1**	**127.000**	**266.700**	**58.738**	**4.8**	**4.8**	**17.8**	
	1	5.0000	10.5000	2.3125	0.19	0.19	39.24	
*T511FS - T511S	**8**	**127.000**	**266.700**	**79.375**	**4.8**	**4.8**	–	T511FS - T511S, SPHERICAL RADIUS =
	8	5.0000	10.5000	3.1250	0.19	0.19	–	609.600 mm (24")
*T511FSA - T511S	**8**	**101.600**	**266.700**	**79.375**	**4.8**	**4.8**	–	T511FSA - T511S, SPHERICAL RADIUS =
	8	4.0000	10.5000	3.1250	0.19	0.19	–	609.600 mm (24")
*T511FSA - T511SA	**7**	**101.600**	**266.700**	**79.375**	**4.8**	**4.8**	–	T511FSA - T511SA, SPHERICAL RADIUS =
	7	4.0000	10.5000	3.1250	0.19	0.19	–	609.600 mm (24")
T520	**2**	**127.000**	**250.825**	**55.563**	**4.8**	**4.8**	**13.9**	
	2	5.0000	9.8750	2.1875	0.19	0.19	30.64	
T611	**2**	**152.400**	**317.500**	**69.850**	**6.4**	**6.4**	**29.3**	
	2	6.0000	12.5000	2.7500	0.25	0.25	64.60	
T611F	**1**	**152.400**	**317.500**	**69.850**	**6.4**	**6.4**	**29.3**	
	1	6.0000	12.5000	2.7500	0.25	0.25	64.60	
*T611FS - T611S	**8**	**152.400**	**317.500**	**87.313**	**6.4**	**6.4**	–	T611FS - T611S, SPHERICAL RADIUS =
	8	6.0000	12.5000	3.4375	0.25	0.25	–	711.200 mm (28")
*T611FS - T611SA	**8**	**152.400**	**317.500**	**87.313**	**6.4**	**6.4**	–	T611FS - T611SA, SPHERICAL RADIUS =
	8	6.0000	12.5000	3.4375	0.25	0.25	–	762.000 mm (30")
*T611FSA - T611SA	**7**	**SOLID**	**317.500**	**87.313**	**N/A**	**6.4**	–	T611FSA - T611SA, SPHERICAL RADIUS =
	7		12.5000	3.4375	N/A	0.25	–	762.000 mm (30")
*T611FS - T611SB	**8**	**152.400**	**317.500**	**87.313**	**6.4**	**6.4**	–	T611FS - T611SB, SPHERICAL RADIUS =
	8	6.0000	12.5000	3.4375	0.25	0.25	–	755.700 mm (29.75")
T651	**2**	**165.100**	**311.150**	**88.900**	**6.4**	**6.4**	**38.3**	
	2	6.5000	12.2500	3.5000	0.25	0.25	84.44	
T661	**2**	**168.275**	**304.800**	**69.850**	**6.4**	**6.4**	**27.8**	
	2	6.6250	12.0000	2.7500	0.25	0.25	61.29	
T691	**2**	**174.625**	**358.775**	**82.550**	**6.4**	**6.4**	**45.3**	
	2	6.8750	14.1250	3.2500	0.25	0.25	99.87	

¨These Maximum Fillet Radii will be cleared by the Cone or Cup Radii.
*See Remarks Column.

T709 SERIES CONTINUED ON NEXT PAGE

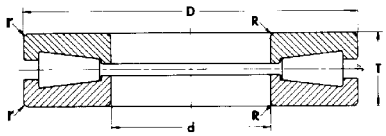

FIGURE 1

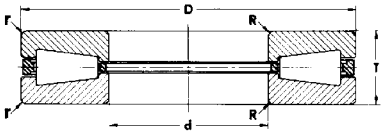

FIGURE 2

FIGURE 3

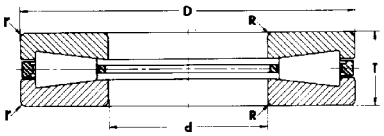

FIGURE 4

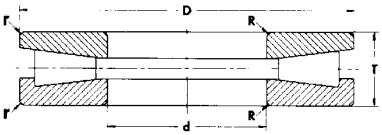

FIGURE 5

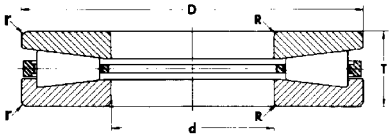

FIGURE 6

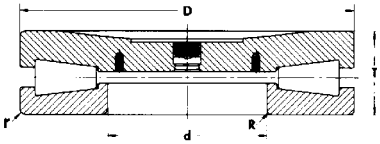

FIGURE 7

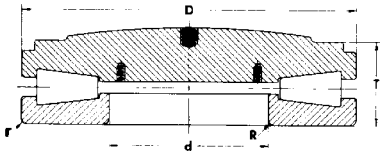

FIGURE 8

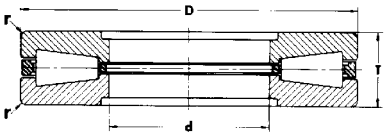

FIGURE 9

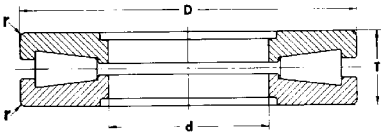

FIGURE 10

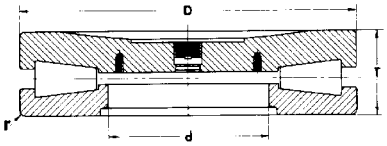

FIGURE 11

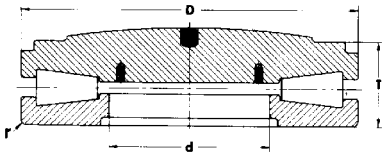

FIGURE 12

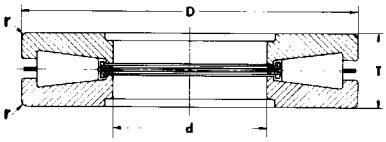

FIGURE 13

BEARING NUMBER	FIG NO.	BORE d	OUTSIDE DIAMETER D	WIDTH T	SHAFT FILLET RADIUS R	HOUSNG FILLET RADIUS r	MASS kg (lb)	REMARKS
T709	**4**	**177.800**	**431.800**	**101.600**	**6.4**	**6.4**	**86.3**	
	4	7.0000	17.0000	4.0000	0.25	0.25	190.26	
T711	**2**	**177.800**	**368.300**	**82.550**	**8.0**	**8.0**	**48.4**	
	2	7.0000	14.5000	3.2500	0.31	0.31	106.70	
T711F	**1**	**177.800**	**368.300**	**82.550**	**8.0**	**8.0**	**48.4**	
	1	7.0000	14.5000	3.2500	0.31	0.31	106.70	
T711FS - T711S	**7**	**177.800**	**368.300**	**104.775**	**8.0**	**8.0**	**–**	
	7	7.0000	14.5000	4.1250	0.31	0.31	–	
*T711FS - T711SA	**8**	**177.800**	**368.300**	**101.600**	**8.0**	**8.0**	**–**	T711FS - T711SA, SPHERICAL RADIUS =
	8	7.0000	14.5000	4.0000	0.31	0.31	–	762.000 mm (30")
*T711FSS - T711S	**7**	**SOLID**	**368.300**	**104.775**	**N/A**	**8.0**	**–**	T711FSS - T711S, SPHERICAL RADIUS =
	7		14.5000	4.1250	N/A	0.31	–	622.300 mm (24.5")
T811	**2**	**203.200**	**419.100**	**92.075**	**9.7**	**9.7**	**69.3**	
	2	8.0000	16.5000	3.6250	0.38	0.38	152.78	
T811F	**1**	**203.200**	**419.100**	**92.075**	**9.7**	**9.7**	**69.3**	
	1	8.0000	16.5000	3.6250	0.38	0.38	152.78	
*T811FS - T811S	**7**	**203.200**	**419.100**	**123.825**	**9.7**	**9.7**	**–**	T811FS - T811S, SPHERICAL RADIUS =
	7	8.0000	16.5000	4.8750	0.38	0.38	–	508.000 mm (20")
*T811FS - T811SA	**8**	**203.200**	**422.275**	**115.880**	**9.7**	**9.7**	**–**	T811FS - T811SA, SPHERICAL RADIUS =
	8	8.0000	16.6250	4.5625	0.38	0.38	–	838.200 mm (33"), LOWER RACE OD =
								419.100 mm (16.5000")
*T811FSA - T811SB	**7**	**SOLID**	**422.275**	**120.650**	**N/A**	**9.7**	**–**	T811FSA - T811SB, SPHERICAL RADIUS =
	7		16.6250	4.7500	N/A	0.38	–	506.000 mm (20"), LOWER RACE OD =
								419.100 mm (16.5000")
T811X	**2**	**203.200**	**419.100**	**120.650**	**9.7**	**9.7**	**92.7**	
	2	8.0000	16.5000	4.7500	0.38	0.38	204.37	
*T811 - T811XA	**2**	**203.200**	**419.100**	**106.363**	**9.7**	**9.7**	**–**	T811 - T811XA, 2 BORES, OTHER BORE =
	2	8.0000	16.5000	4.1875	0.38	0.38	–	201.613 mm (7.9375")

T911 SERIES CONTINUED ON NEXT PAGE

¨These Maximum Fillet Radii will be cleared by the Cone or Cup Radii.
*See Remarks Column.

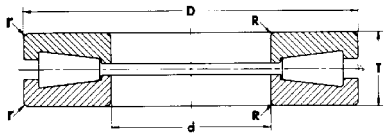

FIGURE 1

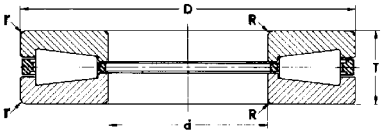

FIGURE 2

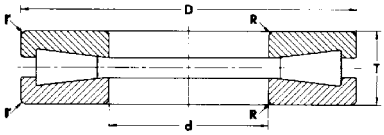

FIGURE 3

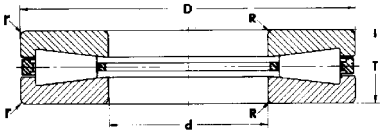

FIGURE 4

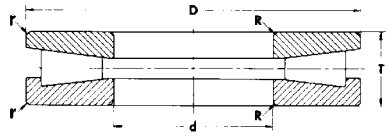

FIGURE 5

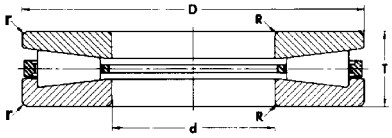

FIGURE 6

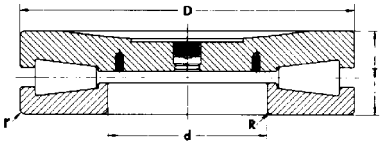

FIGURE 7

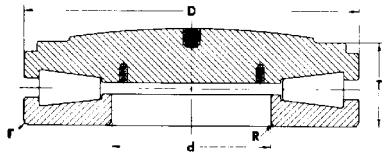

FIGURE 8

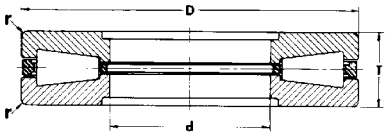

FIGURE 9

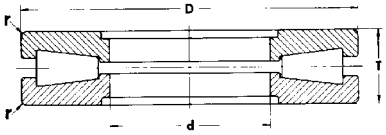

FIGURE 10

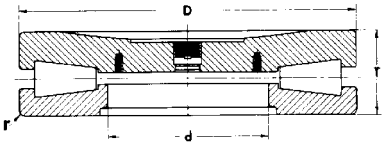

FIGURE 11

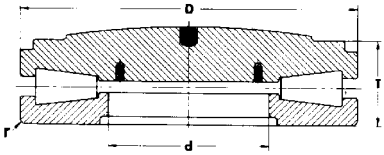

FIGURE 12

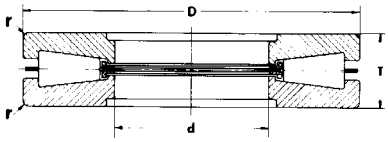

FIGURE 13

BEARING NUMBER	FIG NO.	BORE d	OUTSIDE DIAMETER D	WIDTH T	SHAFT FILLET RADIUS R	HOUSNG FILLET RADIUS r	MASS kg (lb)	REMARKS
T911	**9**	**228.600**	**482.600**	**104.775**	**N/A**	**11.2**	**105.0**	
	9	9.0000	19.0000	4.1250	N/A	0.44	231.49	
T911A	**9**	**234.950**	**482.600**	**104.775**	**N/A**	**11.2**	**103.0**	
	9	9.2500	19.0000	4.1250	N/A	0.44	227.08	
T911F	**10**	**228.600**	**482.600**	**104.775**	**N/A**	**11.2**	**–**	
	10	9.0000	19.0000	4.1250	N/A	0.44	–	
*T911 -T911A	**9**	**228.600**	**482.600**	**104.775**	**N/A**	**11.2**	**–**	T911 - T911A, 2 BORES, OTHER BORE =
	9	9.0000	19.0000	4.1250	N/A	0.44	–	234.950 mm (9.2500")
*T911FS -T911S	**11**	**228.600**	**482.600**	**146.050**	**N/A**	**11.2**	**–**	T911FS - T911S, SPHERICAL RADIUS =
	11	9.0000	19.0000	5.7500	N/A	0.44	–	635.000 mm (25")
*T911FS -T911SA	**12**	**228.600**	**482.600**	**131.763**	**N/A**	**11.2**	**–**	T911FS - T911SA, SPHERICAL RADIUS =
	12	9.0000	19.0000	5.1875	N/A	0.44	–	1295.400 mm (51")
*T911FS -T911SB	**12**	**228.600**	**482.600**	**114.300**	**N/A**	**11.2**	**–**	T911FS - T911SB, SPHERICAL RADIUS =
	12	9.0000	19.0000	4.5000	N/A	0.44	–	895.350 mm (35.25")
T921	**9**	**234.950**	**546.100**	**127.000**	**N/A**	**16.0**	**171.0**	
	9	9.2500	21.5000	5.0000	N/A	0.63	376.99	
T921F	**10**	**234.950**	**546.100**	**127.000**	**N/A**	**16.0**	**171.0**	
	10	9.2500	21.5000	5.0000	N/A	0.63	376.99	
T1011	**9**	**254.000**	**539.750**	**117.475**	**N/A**	**11.2**	**147.0**	
	9	10.0000	21.2500	4.6250	N/A	0.44	324.08	
*T1011FS - T1011S	**12**	**254.000**	**539.750**	**149.225**	**N/A**	**11.2**	**–**	T1011FS - T1011S, SPHERICAL RADIUS =
	12	10.0000	21.2500	5.8750	N/A	0.44	–	1066.8 mm (42")
*T1011FS - T1011SA	**11**	**254.000**	**539.750**	**158.750**	**N/A**	**11.2**	**–**	T1011FS - T1011SA, SPHERICAL RADIUS =
	11	10.0000	21.2500	6.2500	N/A	0.44	–	635.000 mm (25")
*T1011FS - T1011SC	**11**	**254.000**	**539.750**	**158.750**	**N/A**	**11.2**	**–**	T1011FS - T1011SC, SPHERICAL RADIUS =
	11	10.0000	21.2500	6.2500	N/A	0.44	–	635.000 mm (25")
T1115	**9**	**279.400**	**495.300**	**133.350**	**N/A**	**6.4**	**125.0**	
	9	11.0000	19.5000	5.2500	N/A	0.25	275.58	

¨These Maximum Fillet Radii will be cleared by the Cone or Cup Radii.
*See Remarks Column.

T1120 SERIES CONTINUED ON NEXT PAGE

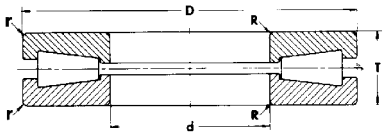

FIGURE 1

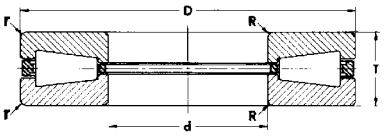

FIGURE 2

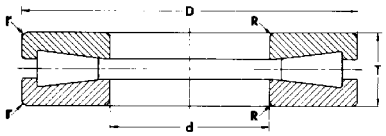

FIGURE 3

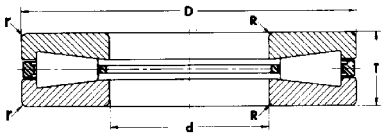

FIGURE 4

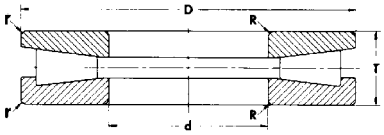

FIGURE 5

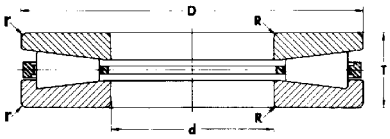

FIGURE 6

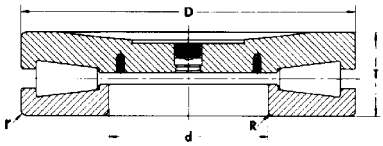

FIGURE 7

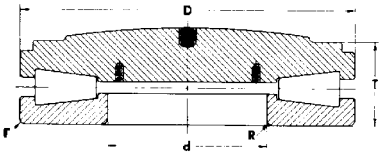

FIGURE 8

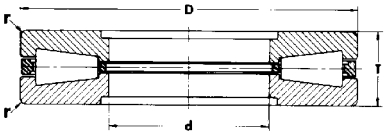

FIGURE 9

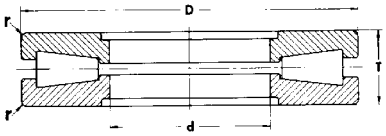

FIGURE 10

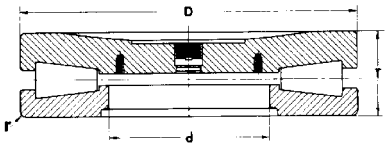

FIGURE 11

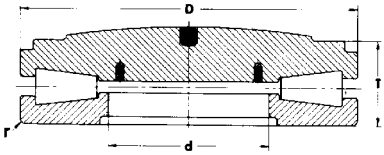

FIGURE 12

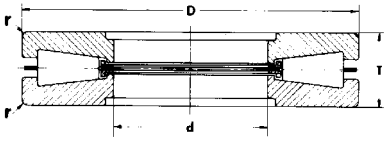

FIGURE 13

BEARING NUMBER	FIG NO.	BORE d	OUTSIDE DIAMETER D	WIDTH T	SHAFT FILLET RADIUS R	HOUSNG FILLET RADIUS r	MASS kg (lb)	REMARKS
T1120	**9**	**279.400**	**603.250**	**136.525**	**N/A**	**11.2**	**212.0**	
	9	11.0000	23.7500	5.3750	N/A	0.44	467.38	
T1120F	**10**	**279.400**	**603.250**	**136.525**	**N/A**	**11.2**	**212.0**	
	10	11.0000	23.7500	5.3750	N/A	0.44	467.38	
*T1120FS - T1120S	**12**	**279.400**	**603.250**	**136.525**	**N/A**	**11.2**	–	T1120FS - T1120S, SPHERICAL RADIUS =
	12	11.0000	23.7500	5.3750	N/A	0.44	–	1308.1 mm (51.5")
T1421	**9**	**355.600**	**533.400**	**101.600**	**N/A**	**6.4**	**84.1**	
	9	14.0000	21.0000	4.0000	N/A	0.25	185.41	
T1421F	**10**	**355.600**	**533.400**	**101.600**	**N/A**	**6.4**	**84.1**	
	10	14.0000	21.0000	4.0000	N/A	0.25	185.41	
T1750	**2**	**44.450**	**84.734**	**18.258**	**2.3**	**2.3**	**0.5**	
	2	1.7500	3.3360	0.7188	0.09	0.09	1.08	
T2520	**2**	**63.500**	**117.475**	**25.400**	**2.3**	**2.3**	**1.3**	
	2	2.5000	4.6250	1.0000	0.09	0.09	2.95	
*T3004W	**1**	**76.454**	**167.081**	**44.450**	**3.3**	**N/A**	–	T3004W, RETAINER ON OD
	1	3.0100	6.5780	1.7500	0.13	N/A	–	
T7519	**2**	**190.000**	**355.600**	**74.219**	**6.4**	**6.4**	**35.9**	
	2	7.4803	14.0000	2.9220	0.25	0.25	79.15	
*T8920FA - T8920FB	**11**	**168.275**	**638.175**	**152.400**	**N/A**	**11.0**	–	NO SPHERICAL RADIUS
	11	6.6250	25.1250	6.0000	N/A	0.43	–	
T9020	**9**	**228.600**	**431.800**	**88.773**	**N/A**	**9.7**	**65.7**	
	9	9.0000	17.0000	3.4950	N/A	0.38	144.84	
*T9030FS - T9030S	**7**	**SOLID**	**482.600**	**165.000**	**N/A**	**11.2**	–	T9030FS - T9030S, SPHERICAL RADIUS =
	7		19.0000	6.5354	N/A	0.44	–	635.000 mm (25")
*T9030FS - T9030SA	**8**	**SOLID**	**482.600**	**150.622**	**N/A**	**11.2**	–	T9030FS - T9030SA, SPHERICAL RADIUS =
	8		19.0000	5.9300	N/A	0.44	–	1295.400 mm (51")
*T9030FSA - T9030SA	**12**	**168.275**	**482.600**	**131.763**	**N/A**	**11.2**	–	T9030FSA - T9030SA, SPHERICAL RADIUS =
	12	6.6250	19.0000	5.1875	N/A	0.44	–	1295.400 mm (51")

T9030FSA SERIES CONTINUED ON NEXT PAGE

¨These Maximum Fillet Radii will be cleared by the Cone or Cup Radii.
*See Remarks Column.

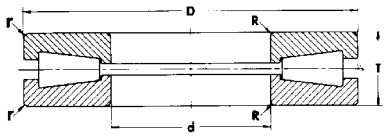

FIGURE 1

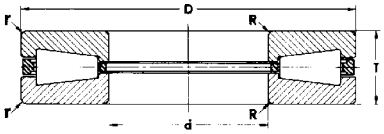

FIGURE 2

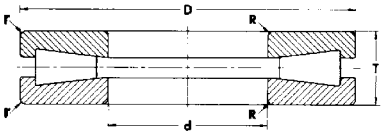

FIGURE 3

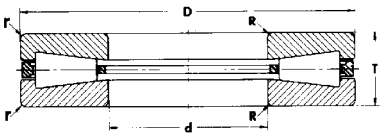

FIGURE 4

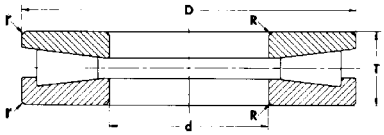

FIGURE 5

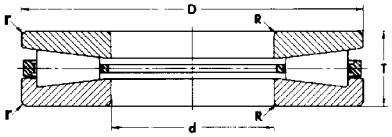

FIGURE 6

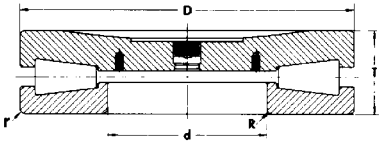

FIGURE 7

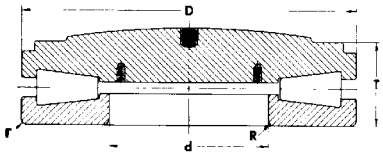

FIGURE 8

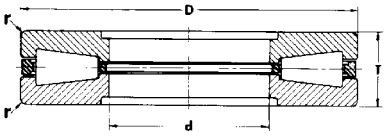

FIGURE 9

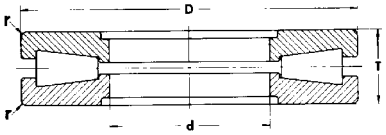

FIGURE 10

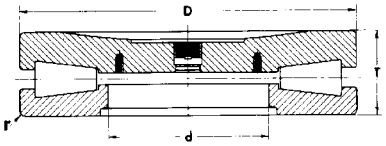

FIGURE 11

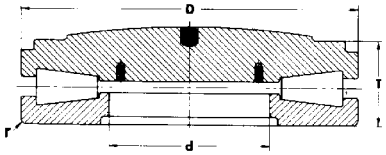

FIGURE 12

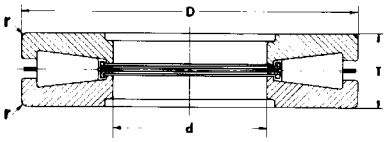

FIGURE 13

BEARING NUMBER	FIG NO.	BORE d	OUTSIDE DIAMETER D	WIDTH T	SHAFT FILLET RADIUS R	HOUSNG FILLET RADIUS r	MASS kg (lb)	REMARKS
*T9030FSA - T9030SB	**12**	**168.275**	**482.600**	**131.763**	**N/A**	**11.2**	–	T9030FSA - T9030SB, SPHERICAL RADIUS =
	12	6.6250	19.0000	5.1875	N/A	0.44	–	1066.800 mm (42")
T9250F	**10**	**234.950**	**546.100**	**127.000**	**N/A**	**16.0**	–	
	10	9.2500	21.5000	5.0000	N/A	0.63	–	
T9250FA	**10**	**139.700**	**546.100**	**127.000**	**N/A**	**16.0**	–	
	10	5.5000	21.5000	5.0000	N/A	0.63	–	
*T9250FAS - T9250SA	**12**	**139.700**	**549.275**	**155.575**	**N/A**	**16.0**	–	T9250FAS - T9250SA, SPHERICAL RADIUS =
	12	5.5000	21.6250	6.1250	N/A	0.63	–	1295.400 mm (51")
*T9250FAS - T9250SC	**12**	**139.700**	**549.275**	**155.575**	**N/A**	**16.0**	–	T9250FAS - T9250SC, SPHERICAL RADIUS =
	12	5.5000	21.6250	6.1250	N/A	0.63	–	1295.400 mm (51")
*T9250FS - T9250S	**11**	**234.950**	**546.100**	**168.275**	**N/A**	**16.0**	–	T9250FS - T9250S, SPHERICAL RADIUS =
	11	9.2500	21.5000	6.6250	N/A	0.63	–	641.350 mm (25.25")
*T9250FS - T9250SA	**12**	**234.950**	**549.275**	**155.575**	**N/A**	**16.0**	–	T9250FS - T9250SA, SPHERICAL RADIUS =
	12	9.2500	21.6250	6.1250	N/A	0.63	–	1295.400 mm (51")
*T9250FS - T9250SB	**11**	**234.950**	**546.100**	**171.450**	**N/A**	**16.0**	–	T9250FS - T9250SB, SPHERICAL RADIUS =
	11	9.2500	21.5000	6.7500	N/A	0.63	–	558.800 mm (22")
*T12040FS - T12040S	**12**	**304.800**	**1146.175**	**317.500**	**N/A**	**19.0**	–	T12040FS - T12040S, SPHERICAL RADIUS =
	12	12.0000	45.1250	12.5000	N/A	0.75	–	2000.250 mm (78.75"), LOWER RACE OD =
								1143.000 mm (45.0000")
*T14214	**13**	**355.600**	**533.400**	**101.600**	**N/A**	**6.4**	–	T14214, 2 BORES, OTHER BORE =
	13	14.0000	21.0000	4.0000	N/A	0.25	–	355.961 mm (14.0150")
T14520	**9**	**368.300**	**603.300**	**120.650**	**N/A**	**9.7**	**144.0**	
	9	14.5000	23.7500	4.7500	N/A	0.38	317.47	
T16021	**9**	**406.400**	**711.200**	**146.050**	**N/A**	**9.7**	**264.0**	
	9	16.0000	28.0000	5.7500	N/A	0.38	582.02	
T16021F	**10**	**406.400**	**711.200**	**146.050**	**N/A**	**9.7**	**264.0**	
	10	16.0000	28.0000	5.7500	N/A	0.38	582.02	

**These Maximum Fillet Radii will be cleared by the Cone or Cup Radii.
*See Remarks Column.

T16050 SERIES CONTINUED ON NEXT PAGE

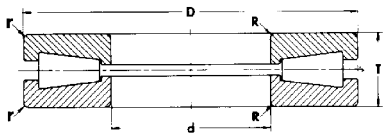

FIGURE 1

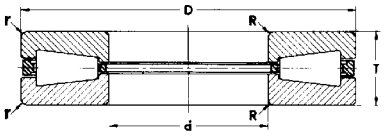

FIGURE 2

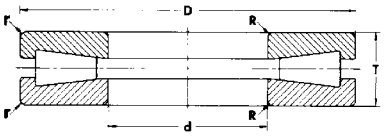

FIGURE 3

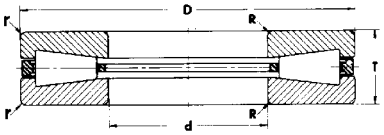

FIGURE 4

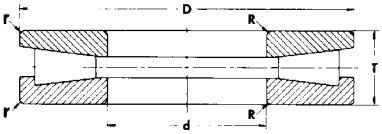

FIGURE 5

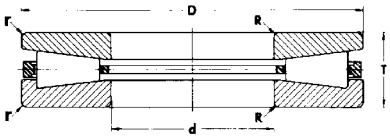

FIGURE 6

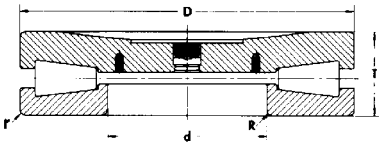

FIGURE 7

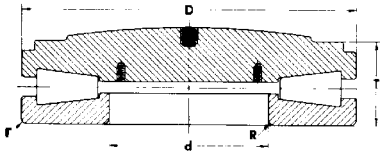

FIGURE 8

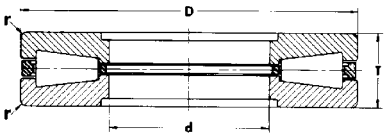

FIGURE 9

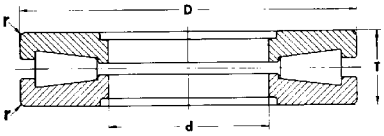

FIGURE 10

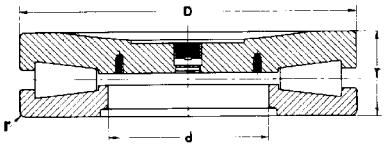

FIGURE 11

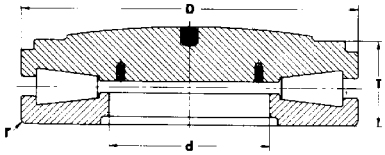

FIGURE 12

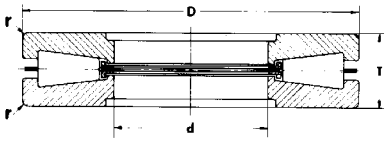

FIGURE 13

BEARING NUMBER	FIG NO.	BORE d	OUTSIDE DIAMETER D	WIDTH T	SHAFT FILLET RADIUS R	HOUSNG FILLET RADIUS r	MASS kg (lb)	REMARKS
T16050	**9**	**406.400**	**838.200**	**177.800**	**N/A**	**12.7**	**517.0**	
	9	16.0000	33.0000	7.0000	N/A	0.5	1139.79	
T17010FS - T17020S	**12**	**431.800**	**942.975**	**260.350**	**N/A**	**12.7**	**–**	
	12	17.0000	37.1250	10.2500	N/A	0.5	–	
T48000	**9**	**1219.200**	**1524.000**	**136.525**	**N/A**	**9.7**	**596.0**	
	9	48.0000	60.0000	5.3750	N/A	0.38	1313.95	

¨These Maximum Fillet Radii will be cleared by the Cone or Cup Radii.
*See Remarks Column.

11

HYDRA-RIB™ SERIES CONTINUED ON NEXT PAGE

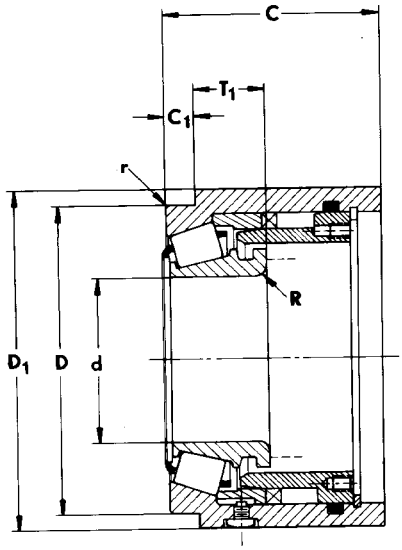

CONE			CUP						BEARING	Remarks
Number	BORE d	MAX SHAFT FILLET RAD R	Number	WIDTH C	MAX SHAFT FILLET RAD r	SEAT WIDTH D	SEAT DIA D	FLANGE DIA D1	WIDTH T	
JP5000										
JP5049P	**50.000**	**3.0**	JP5019HR	**66.000**	**1.0**	**15.000**	**104.000**	**103.500**	**31.000**	
	1.9685	0.12		2.5984	0.04	0.5906	4.0945	4.0748	1.2205	
			JP5020HR	**66.000**	**1.0**	**15.000**	**104.000**	**103.175**	**31.000**	
				2.5984	0.04	0.5906	4.0945	4.0620	1.2205	
JP5049PH	**50.000**	**3.0**	JP5017HR	**66.000**	**1.0**	**15.000**	**104.000**	**103.175**	**31.000**	
	1.9685	0.12		2.5984	0.04	0.5906	4.0945	4.0620	1.2205	
			JP5020HR	**66.000**	**1.0**	**15.000**	**104.000**	**103.175**	**31.000**	
				2.5984	0.04	0.5906	4.0945	4.0620	1.2205	
JP7500										
JP7548P	**75.000**	**3.0**	JP7520HR	**65.000**	**2.0**	**10.000**	**122.000**	**130.000**	**22.000**	
	2.9528	0.12		2.5591	0.08	0.3937	4.8031	5.1181	0.8661	
JP7549P	**75.000**	**3.0**	JP7519HR	**65.000**	**2.0**	**10.000**	**122.000**	**130.000**	**22.000**	
	2.9528	0.12		2.5591	0.08	0.3937	4.8031	5.1181	0.8661	
JP8500										
JP8548	**85.000**	**3.0**	JP8518HR	**66.000**	**2.0**	**10.000**	**140.000**	**148.000**	**23.500**	
	3.3465	0.12		2.5984	0.08	0.3937	5.5118	5.8268	0.9252	
JP8549P	**85.000**	**3.0**	JP8519HR	**66.000**	**2.0**	**10.000**	**140.000**	**148.000**	**23.500**	
	3.3465	0.12		2.5984	0.08	0.3937	5.5118	5.8268	0.9252	
JP10000										
JP10048	**95.000**	**3.0**	JP10019HR	**70.000**	**1.5**	**10.000**	**145.000**	**158.000**	**21.000**	
	3.7402	0.12		2.7559	0.06	0.3937	5.7087	6.2205	0.8268	
			JP10019HRA	**70.000**	**1.5**	**10.000**	**145.000**	**158.000**	**21.000**	
				2.7559	0.06	0.3937	5.7087	6.2205	0.8268	
JP11000										
JP11035	**100.000**	**3.0**	JP11019HR	**70.000**	**1.0**	**12.000**	**170.000**	**178.000**	**27.000**	
	3.9370	0.12		2.7559	0.04	0.4724	6.6929	7.0079	1.0630	
JP11048	**110.000**	**3.0**								
	4.3307	0.12								
JP12000										
JP12043P	**115.000**	**3.0**	JP12019HR	**70.000**	**1.0**	**12.000**	**180.000**	**190.000**	**26.000**	
	4.5276	0.12		2.7559	0.04	0.4724	7.0866	7.4803	1.0236	
JP12049P	**120.000**	**3.0**								
	4.7244	0.12								

¨These Maximum Fillet Radii will be cleared by the Cone or Cup Radii.
*See Remarks Column.

HYDRA-RIB™ SERIES CONTINUED ON NEXT PAGE

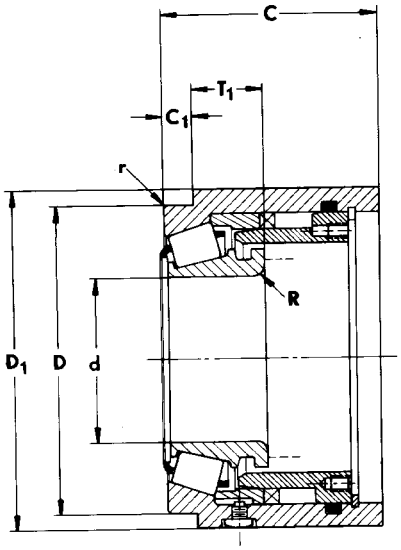

CONE			CUP						BEAR-ING	Remarks
Number	BORE d	MAX SHAFT FILLET RAD R	Number	WIDTH C	MAX SHAFT FILLET RAD r	SEAT WIDTH D	SEAT DIA D	FLANGE DIA D1	WIDTH T	
JP13000										
JP13043P	**125.000** 4.9213	**3.0** 0.12	JP13016HR	**72.000** 2.8346	**1.0** 0.04	**12.000** 0.4724	**190.000** 7.4803	**200.000** 7.8740	**29.000** 1.1417	
JP13049P	**130.000** 5.1181	**3.0** 0.12								
JP14000										
JP14043P	**135.000** 5.3150	**3.0** 0.12	JP14019HR	**72.000** 2.8346	**1.0** 0.04	**13.000** 0.5118	**205.000** 8.0709	**213.000** 8.3858	**27.000** 1.0630	
JP14049P	**140.000** 5.5118	**3.0** 0.12								
JP16000										
JP16043P	**155.000** 6.1024	**3.0** 0.12	JP16019HR	**76.000** 2.9921	**1.0** 0.04	**15.000** 0.5906	**227.000** 8.9370	**235.000** 9.2520	**30.000** 1.1811	
JP16049P	**160.000** 6.2992	**3.0** 0.12								
JP17000										
JP17049P	**170.000** 6.6929	**3.0** 0.12	JP17019HR	**79.000** 3.1102	**1.0** 0.04	**15.000** 0.5906	**240.000** 9.4488	**248.000** 9.7638	**30.000** 1.1811	
JP18000										
JP18049P	**180.000** 7.0866	**3.0** 0.12	JP18019HR	**84.000** 3.3071	**1.0** 0.04	**15.000** 0.5906	**260.000** 10.2362	**268.000** 10.5512	**30.000** 1.1811	
JP20000										
JP20049P	**200.000** 7.8740	**3.0** 0.12	JP20019HR	**83.000** 3.2677	**1.0** 0.04	**17.000** 0.6693	**282.000** 11.1024	**290.000** 11.4173	**32.000** 1.2598	
JP22000										
JP22049E	**220.000** 8.6614	**3.0** 0.12	JP22019HR	**83.000** 3.2677	**1.0** 0.04	**17.000** 0.6693	**308.000** 12.1260	**316.000** 12.4409	**32.000** 1.2598	
JL555000										
JL555235	**270.000** 10.6299	**4.0** 0.16	JL555219HR	**105.000** 4.1339	**4.0** 0.16	**20.000** 0.7874	**375.000** 14.7638	**385.000** 15.1575	**40.000** 1.5748	
JL555239	**285.750** 11.2500	**4.0** 0.16								

UNIPAC™ SERIES CONTINUED ON NEXT PAGE

¨These Maximum Fillet Radii will be cleared by the Cone or Cup Radii.
*See Remarks Column.

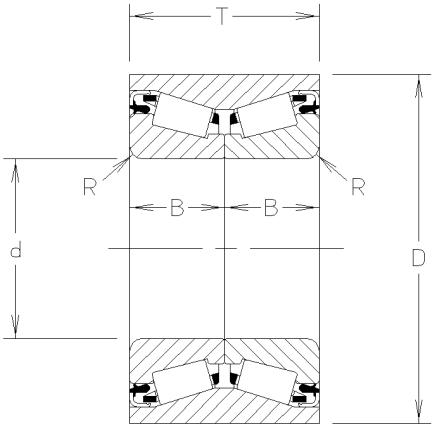

CONE			MAX SHAFT FILLET RADII	CUP		BEARING		
SERIES	BORE d	WIDTH B	R	Number	OUTSIDE DIA D	WIDTH T	SEALS	REMARKS
JRM3000								
JRM3049	**30.000** 1.1811	**19.507** 0.7680	**2.5** 0.10	***JRM3010XDA**	**60.030** 2.3634	**37.000** 1.4567	**Y**	JRM3010XDA: CHAMFER ON RIGHTFACE OD CHAMFER ON LEFTFACE OD
JRM3400								
***JRM3449**	**34.000** 1.3386	**19.507** 0.7680	**2.5** 0.10	***JRM3410XD** 2.6697	**67.810** 1.6929	**43.000**	**N**	JRM3410XD: GROOVE IN OD CENTER JRM3449: EXTENDED SMALL RIB SPECIAL BACKFACE RADIUS
JRM3500								
***JRM3534**	**34.000** 1.3386	**18.500** 0.7284	**N/A** N/A	**JRM3564XD**	**64.000** 2.5197	**37.000** 1.4567	**Y**	JRM3534: SPECIAL BACKFACE CHAMFER SLOTS IN FRONTFACE
JRM3535	**35.000** 1.3780	**18.500** 0.7284	**3.5** 0.14					JRM3535X: SLOTS IN FRONTFACE
JRM3535H	**35.000** 1.3780	**18.500** 0.7284	**3.5** 0.14					JRM3536: ASSEMBLY JRM3536 / JRM3564XD DOES NOT HAVE SEAL
***JRM3535X**	**35.000** 1.3780	**18.500** 0.7284	**3.5** 0.14					
JRM3535XA	**35.000** 1.3780	**18.500** 0.7284	**3.5** 0.14					
***JRM3536**	**35.000** 1.3780	**18.500** 0.7284	**3.5** 0.14					
JRM3535A	**35.000** 1.3780	**17.500** 0.6890	**1.8** 0.07	**JRM3565XD**	**65.000** 2.5591	**35.000** 1.3780	**Y**	
JRM3900								
JRM3935A	**35.000** 1.3780	**18.500** 0.7284	**2.5** 0.10	**JRM3968XD**	**68.000** 2.6772	**37.000** 1.4567	**Y**	JRM3939W: SLOTS IN FRONTFACE
JRM3938A	**38.125** 1.5010	**18.500** 0.7284	**2.0** 0.08					JRM3939WA: SLOTS IN FRONTFACE
JRM3939	**39.000** 1.5354	**18.500** 0.7284	**3.8** 0.15					
JRM3939C	**39.000** 1.5354	**18.500** 0.7284	**3.8** 0.15					
***JRM3939W**	**39.000** 1.5354	**18.500** 0.7284	**3.8** 0.15					
***JRM3939WA**	**39.000** 1.5354	**18.500** 0.7284	**3.8** 0.15					
JRM4000								
JRM4040A	**39.954** 1.5730	**16.500** 0.6496	**3.5** 0.14	**JRM4076XD**	**76.000** 2.9921	**28.000** 1.1024	**Y**	
JRM4042	**42.000** 1.6535	**20.000** 0.7874	**3.5** 0.14	**JRM4076XDA**	**76.000** 2.9921	**37.000** 1.4567	**Y**	
JRM4200								
JRM4249	**42.000** 1.6535	**19.500** 0.7677	**3.8** 0.15	**JRM4210XD**	**76.000** 2.9921	**39.000** 1.5354	**Y**	
JRM4248	**42.000** 1.6535	**19.075** 0.7510	**2.5** 0.10	**JRM4214XD**	**80.000** 3.1496	**38.000** 1.4961	**N**	

¨These Maximum Fillet Radii will be cleared by the Cone or Cup Radii.
*See Remarks Column.

CUP	SERIES
K24429	03000
K33867	15000
K35666	435
K35667	03000
K38958	12500
K39214	05000
K46688	435
K78175	24700
K87718	595
K88207	475
K90651	03000
K91179	435
K93494	78000
K93891	595
K94495	475
K97753	24700
K97770	03000
K100019	475
K100427	575
K100825	33800
K101989	595
K102084	475
K103272	33800
K103649	48200
K103951	835
K104052	475
K104220	575
K104429	475
K104605	05000
K104606	24700
K105665	56000
K105666	56000
K106797	33800
K106815	595
K107100	24700
K107168	475
K107552	EH239300
K108609	05000
K109413	48200

CUP	SERIES
K109521	475
K109587	475
K109597	495
K110108	HH224300
K151586	EH239500
K154600	15000
K302661	475
K302664	395
K302667	33800
K302670	48200
K302672	24700
K312462	495
K312463	495
K312471	495
K312486	755
K312489	475
K312493	33800
K312494	HH229000
K312495	05000
K326053	48200
K326068	HH221400
K326074	435
K326078	HH228300
K426864	H221600
K426866	33800
K426867	15000
K426894	395
K444665	33800
K444666	24700
K444675	595
K444677	HH224300
K516771	475
K516772	475
K516773	595
K516776	475
K516780	635
K518331	385
K529695	395

The parts listed above are heavy section double cups and may have an unusual feature such as a flange. Refer to series for dimensional information.

CONE			Max Shaft Fillet Radii	CUP			Max Hs'ng Fillet Radii	Remarks
Number	BORE d	WIDTH B	R[1]	Number	OUTSIDE DIA D	WIDTH C	r[1]	
XC309C	**227.076** 8.9400	**61.912** 2.4375	**7.0** .28					
***JXC332CA**	**48.000** 1.8898	**17.460** .6875	**2.5** .10					JXC332CA: FRONTFACE CHAMFER
XC332C	**46.038** 1.8125	**17.462** .6875	**.8** .03					
				***XC332D**	**80.962** 3.1875	**14.288** .5625	**spcl.** spcl.	XC332D: SPECIAL RADIUS ON FRONTFACE OD SPECIAL RADIUS ON BACKFACE OD
XC407C	**203.200** 8.0000	**88.897** 3.4999	**3.3** .13					
***XC758CA**	**63.500** 2.5000	**38.100** 1.5000	**3.5** .14					XC758CA: EXTENDED SMALL RIB GROOVE IN OD FRONTFACE
XC758CD	**63.500** 2.5000	**36.170** 1.4240	**3.5** .14					
***XC941C**	**255.588** 10.0625	**22.225** .8750	**1.5** .06					XC941C: MADE FROM VACUUM MELT STEEL BROKEN FRONTFACE ID
				***XC941DB**	**296.862** 11.6875	**15.875** .6250	**1.5** .06	XC941DB: MADE FROM VACUUM MELT STEEL
XC974CC	**34.976** 1.3770	**20.638** .8125	**3.5** .14					
				XC974DB	**71.966** 2.8333	**19.050** .7500	**.8** .03	
***XC1190CG**	**215.900** 8.5000	**79.372** 3.1249	**1.5** .06					XC1190CG: NO SMALL RIB SHOULDER ON OD FRONTFACE
XC1196CBC	**50.800** 2.0000	**26.909** 1.0594	**3.5** .14					
XC1219CP	**177.800** 7.0000	**63.500** 2.5000	**7.0** .28					
XC1309CD	**38.100** 1.5000	**16.520** .6504	**.8** .03					
				XC1309DE	**69.012** 2.7170	**15.083** .5938	**1.5** .06	
				XC1310DF	**85.400** 3.3622	**18.000** .7087	**1.5** .06	
				***XC1362D**	**438.048** 17.2460	**123.825** 4.8750	**1.5** .06	XC1362D: HOLES IN OD CENTER GROOVE IN OD CENTER
XC1378CC	**130.000** 5.1181	**47.625** 1.8750	**3.5** .14					
XC1410CA	**234.823** 9.2450	**49.212** 1.9375	**1.5** .06					
				XC1410DA	**320.675** 12.6250	**33.338** 1.3125	**3.3** .13	
				XC1475DB	**100.000** 3.9370	**42.862** 1.6875	**.8** .03	
***XC1671CA**	**109.538** 4.3125	**21.438** .8440	**3.5** .14					XC1671CA: MADE FROM VACUUM MELT STEEL
XC1671CC	**109.538** 4.3125	**21.438** .8440	**5.0** .20					
XC1671CCA	**109.538** 4.3125	**21.438** .8440	**5.0** .20					
				***XC1671DA**	**158.750** 6.2500	**15.875** .6250	**3.3** .13	XC1671DA: MADE FROM VACUUM MELT STEEL
				***XC1753DE**	**161.925** 6.3750	**85.725** 3.3750	**1.5** .06	XC1753DE: GROOVE IN OD CENTER HOLES IN OD CENTER
XC1781CE	**130.175** 5.1250	**123.825** 4.8750	**1.5** .06					
***XC1781CF**	**119.964** 4.7230	**47.625** 1.8750	**3.5** .14					XC1781CF: FRONTFACE CHAMFER
				XC1784DC	**80.035** 3.1510	**19.845** .7813	**.8** .03	
				XC1788DA	**290.398** 11.4330	**42.862** 1.6875	**3.3** .13	
XC1836C	**456.959** 17.9905	**73.025** 2.8750	**9.7** .38					
				***XC1836D**	**596.900** 23.5000	**120.650** 4.7500	**1.5** .06	XC1836D: GROOVE IN OD CENTER HOLES IN OD CENTER

[1]These Maximum Fillet Radii will be cleared by the Cone or Cup Radii.
* See Remarks Column.

NP Parts are made for specific applications.
XC Parts are in limited production.

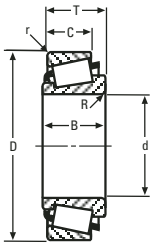

SINGLE ROW

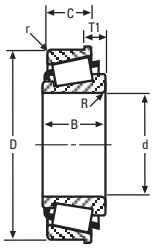

SINGLE ROW WITH FLANGE

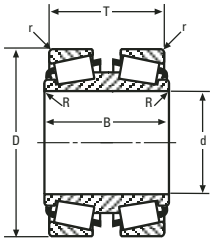

DOUBLE CONE

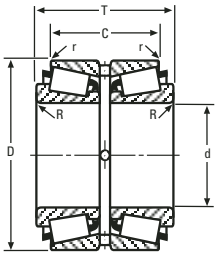

DOUBLE CUP

CONE Number	CONE BORE d	CONE WIDTH B	Max Shaft Fillet Radii R[1]	CUP Number	CUP OUTSIDE DIA D	CUP WIDTH C	Max Hs'ng Fillet Radii r[1]	Remarks
JXC1839CL	**55.000** 2.1654	**29.795** 1.1730	**1.5** .06					
***XC1850CA**	**228.600** 9.0000	**87.312** 3.4375	**10.5** .41					XC1850CA: SHOULDER ON OD FRONTFACE NO SMALL RIB
XC1850CB	**234.950** 9.2500	**87.312** 3.4375	**10.5** .41					
XC1850CC	**230.188** 9.0625	**87.312** 3.4375	**10.5** .41					
				XC1850DF	**384.175** 15.1250	**63.500** 2.5000	**3.3** .13	
***XC1863CD**	**53.962** 2.1245	**23.973** .9438	**1.5** .06					XC1863CD: MADE FROM VACUUM MELT STEEL GROOVE IN OD BACKFACE
XC1863CG	**57.150** 2.2500	**18.258** .7188	**1.5** .06					
				***XC1923DB**	**153.924** 6.0600	**43.655** 1.7187	**.8** .03	XC1923DB: ASYMMETRICAL - TWO SERIES BEARING HOLES IN RIGHTFACE FLANGE FLANGE ON OD RIGHTFACE
XC1931CC	**88.900** 3.5000	**20.638** .8125	**1.5** .06					
XC1933CH	**107.950** 4.2500	**21.433** .8438	**1.5** .06					
				XC1933DE	**146.050** 5.7500	**16.670** .6563	**1.5** .06	
***XC1934CB**	**127.000** 5.0000	**26.195** 1.0313	**1.5** .06					XC1934CB: MADE FROM VACUUM MELT STEEL
***JXC1945CA**	**100.000** 3.9370	**15.085** .5938	**1.5** .06					JXC1945CA: BROKEN FRONTFACE ID
***JXC1945CB**	**100.000** 3.9370	**15.085** .5938	**1.5** .06					JXC1945CB: BROKEN FRONTFACE ID
***JXC1945CC**	**98.000** 3.8583	**15.085** .5938	**1.5** .06					JXC1945CC: BROKEN FRONTFACE ID
				JXC1945DA	**130.000** 5.1181	**11.910** .4688	**1.5** .06	
XC1948CA	**127.000** 5.0000	**17.462** .6875	**1.5** .06					XC1956CC: EXTENDED SMALL RIB
***XC1956CC**	**235.331** 9.2650	**57.150** 2.2500	**6.4** .25					
XC1962CE	**29.987** 1.1806	**16.566** .6522	**1.5** .06					
XC1966CA	**68.262** 2.6875	**46.038** 1.8125	**3.5** .14					
***XC1970CF**	**57.150** 2.2500	**30.162** 1.1875	**3.5** .14					XC1970CF: FRONTFACE CHAMFER
				XC1970DC	**112.712** 4.4375	**23.812** .9375	**3.3** .13	
***XC1980CM**	**60.325** 2.3750	**46.038** 1.8125	**3.5** .14					XC1980CM: GROOVE IN OD FRONTFACE
***XC1980CN**	**50.800** 2.0000	**46.038** 1.8125	**.8** .03					XC1980CN: GROOVE IN OD FRONTFACE
				JXC1983DA	**102.000** 4.0157	**33.340** 1.3125	**1.0** .04	
				XC2015DB	**82.931** 3.2650	**17.813** .7013	**1.5** .06	
				XC2023DC	**146.050** 5.7500	**25.400** 1.0000	**3.3** .13	
XC2058CF	**53.975** 2.1250	**32.791** 1.2910	**3.5** .14					
XC2064CB	**133.350** 5.2500	**46.038** 1.8125	**3.5** .14					XC2064D: HOLES IN OD CENTER GROOVE IN OD CENTER
				***XC2064D**	**196.850** 7.7500	**85.725** 3.3750	**.8** .03	
***XC2081CB**	**460.672** 18.1367	**206.438** 8.1275	**spcl.** spcl.					XC2081CB: SHOULDER ON ID FRONTFACE KEYWAY IN FRONTFACE TAPERED BORE SPECIAL BACKFACE RADIUS EXTENDED LARGE RIB
***XC2081CC**	**443.596** 17.4644	**258.763** 10.1875	**3.0** .12					
***XC2081CD**	**422.031** 16.6154	**119.062** 4.6875	**6.4** .25					

NP Parts are made for specific applications.
XC Parts are in limited production.

[1]These Maximum Fillet Radii will be cleared by the Cone or Cup Radii.
* See Remarks Column.

CONE Number	CONE BORE d	CONE WIDTH B	Max Shaft Fillet Radii R[1]	CUP Number	CUP OUTSIDE DIA D	CUP WIDTH C	Max Hs'ng Fillet Radii r[1]	Remarks
***XC2081CE**	**460.672** 18.1367	**206.438** 8.1275	**spcl.** spcl.					XC2081CC: TQI/TQO (INTERLOCKING) TAPERED BORE
***XC2081CF**	**443.596** 17.4644	**258.763** 10.1875	**3.0** .12					XC2081CD: KEYWAY IN FRONTFACE SHOULDER ON ID FRONTFACE REVERSE TAPERED BORE
***XC2081CG**	**460.672** 18.1367	**206.438** 8.1275	**spcl.** spcl.					
***XC2081CH**	**422.031** 16.6154	**119.062** 4.6875	**6.4** .25					XC2081CE: TAPERED BORE SPECIAL BACKFACE RADIUS KEYWAY IN FRONTFACE EXTENDED LARGE RIB SHOULDER ON ID FRONTFACE
XC2081CR	**447.675** 17.6250	**120.650** 4.7500	**6.4** .25					
***XC2094CB**	**346.075** 13.6250	**95.250** 3.7500	**6.4** .25					
XC2097C	**171.450** 6.7500	**47.625** 1.8750	**3.5** .14					XC2081CF: TQI/TQO (INTERLOCKING) TAPERED BORE
				XC2099DD	**136.525** 5.3750	**46.038** 1.8125	**3.3** .13	
				***XC2105DA**	**107.950** 4.2500	**53.975** 2.1250	**.8** .03	XC2081CG: EXTENDED LARGE RIB SPECIAL BACKFACE RADIUS TAPERED BORE
XC2113CB	**48.412** 1.9060	**36.512** 1.4375	**3.5** .14					
				XC2113DA	**107.988** 4.2515	**28.575** 1.1250	**3.3** .13	XC2081CH: REVERSE TAPERED BORE
				***XC2113DC**	**109.398** 4.3070	**53.975** 2.1250	**.8** .03	XC2094CB: NO SMALL RIB SHOULDER ON OD FRONTFACE
XC2131CE	**203.200** 8.0000	**49.212** 1.9375	**3.5** .14					GROOVE IN OD FRONTFACE
				XC2131D	**279.527** 11.0050	**36.512** 1.4375	**3.3** .13	XC2105DA: HOLES IN OD CENTER
				***XC2133DC**	**127.000** 5.0000	**26.988** 1.0625	**3.3** .13	XC2113DC: KEYWAY IN OD RIGHTFACE CHAMFER ON RIGHTFACE OD
***XC2141C**	**419.100** 16.5000	**22.225** .8750	**spcl.** spcl.					ASYMMETRICAL - TWO SERIES BEARING FLANGE ON OD LEFTFACE GROOVE IN OD LEFTFACE
				XC2141D	**476.250** 18.7500	**20.625** .8120	**1.5** .06	
				XC2143D	**238.125** 9.3750	**50.800** 2.0000	**6.4** .25	XC2133DC: CHAMFER ON FRONTFACE OD FLANGE ON OD FRONTFACE, BEARING WIDTH IS T1 DIMENSION
XC2149C	**673.100** 26.5000	**61.912** 2.4375	**6.4** .25					
XC2159CA	**114.236** 4.4975	**41.275** 1.6250	**3.5** .14					XC02139DE: GROOVE IN OD FRONTFACE
				***XC2175D**	**698.500** 27.5000	**76.200** 3.0000	**3.3** .13	XC2141C: BACKFACE CHAMFER FRONTFACE CHAMFER
				XC2179DB	**266.751** 10.5020	**38.100** 1.5000	**3.3** .13	
***XC2180CD**	**355.486** 13.9955	**60.325** 2.3750	**3.5** .14					XC2175D: HOLES IN FRONTFACE
***JXC2188CU**	**45.000** 1.7717	**22.500** .8858	**3.0** .13					XC2180CD: NO SMALL RIB SHOULDER ON OD FRONTFACE
***JXC2188CV**	**45.000** 1.7717	**22.500** .8858	**3.0** .13					JXC2188CU: FRONTFACE CHAMFER
XC2192C	**336.550** 13.2500	**23.812** .9375	**3.5** .14					JXC2188CV: FRONTFACE CHAMFER
				XC2192D	**381.000** 15.0000	**19.050** .7500	**3.3** .13	
JXC2195CH	**24.990** .9838	**20.640** .8125	**.8** .03					
***JXC2195CM**	**29.985** 1.1805	**21.000** .8268	**spcl.** spcl.					JXC2195CM: SPECIAL BACKFACE RADIUS
				JXC2195DD	**63.015** 2.4809	**21.000** .8268	**2.3** .09	
XC2195CF	**31.750** 1.2500	**20.638** .8125	**.8** .03					
XC2195CG	**25.400** 1.0000	**20.638** .8125	**.8** .03					
XC2195CJ	**25.400** 1.0000	**20.640** .8125	**.8** .03					

[1]These Maximum Fillet Radii will be cleared by the Cone or Cup Radii.
• See Remarks Column.

NP Parts are made for specific applications.
XC Parts are in limited production.

NP and XC PARTS

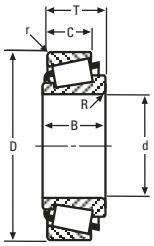

SINGLE ROW

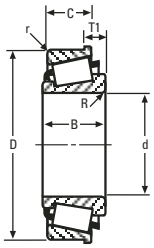

SINGLE ROW WITH FLANGE

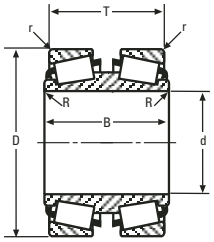

DOUBLE CONE

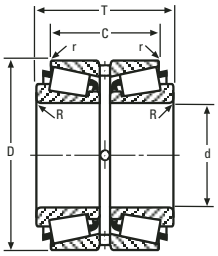

DOUBLE CUP

CONE Number	BORE d	WIDTH B	Max Shaft Fillet Radii R[1]	CUP Number	OUTSIDE DIA D	WIDTH C	Max Hs'ng Fillet Radii r[1]	Remarks
				***XC2195DA**	**62.000** 2.4409	**14.288** .5625	**1.3** .05	XC2195DA: MADE FROM VACUUM MELT STEEL
				XC2195DC	**62.000** 2.4409	**14.288** .5625	**1.3** .05	
***XC2204C**	**187.325** 7.3750	**101.600** 4.0000	**1.5** .06					XC2204C: SLOTS IN RIGHTFACE SHOULDER ON OD LEFTFACE
				***XC2204D**	**270.002** 10.6300	**93.662** 3.6875	**1.5** .06	XC2204D: HOLES IN OD CENTER GROOVE IN OD CENTER
				XC2204DA	**269.875** 10.6250	**42.862** 1.6875	**3.3** .13	
XC2210CBH	**19.050** .7500	**16.637** .6550	**1.3** .05					
XC2212CS	**41.275** 1.6250	**19.812** .7800	**3.5** .14					
				***XC2213D**	**876.300** 34.5000	**73.025** 2.8750	**1.5** .06	XC2213D: HOLES IN FRONTFACE
				XC2228DD	**488.950** 19.2500	**74.612** 2.9375	**3.3** .13	
***XC2243C**	**50.800** 2.0000	**27.780** 1.0937	**2.8** .11					XC2243C: NO SMALL RIB NO LARGE RIB
***XC2243CB**	**50.800** 2.0000	**27.780** 1.0937	**2.8** .11					XC2243CB: NO SMALL RIB
				XC2243D	**104.775** 4.1250	**31.750** 1.2500	**.8** .03	NO LARGE RIB STRAIGHT OD
				XC2243DB	**104.673** 4.1210	**26.416** 1.0400	**.8** .03	
				XC2247DC	**30.480** 1.2000	**7.938** .3125	**1.3** .05	
XC2251C	**303.075** 11.9321	**263.525** 10.3750	**3.3** .13					
***XC2253CB**	**34.925** 1.3750	**18.288** .7200	**spcl.** spcl.					XC2253CB: SPECIAL BACKFACE RADIUS
***XC2268CG**	**330.200** 13.0000	**47.625** 1.8750	**3.5** .14					XC2268CG: MADE FROM SPECIAL STEEL
XC2268CK	**330.200** 13.0000	**47.625** 1.8750	**3.5** .14					
				***XC2268D**	**415.925** 16.3750	**34.925** 1.3750	**3.3** .13	XC2268D: MADE FROM SPECIAL STEEL
				XC2268DB	**415.925** 16.3750	**34.925** 1.3750	**3.3** .13	
***XC2275C**	**36.512** 1.4375	**20.638** .8125	**1.5** .06					XC2275C: NO SMALL RIB NO LARGE RIB
				XC2275D	**79.375** 3.1250	**23.812** .9375	**1.6** .06	
				XC2277D	**169.062** 6.6560	**41.275** 1.6250	**3.3** .13	
XC2279CA	**60.325** 2.3750	**25.400** 1.0000	**3.5** .14					
XC2279CE	**62.738** 2.4700	**25.400** 1.0000	**3.5** .14					
				XC2279DA	**100.000** 3.9370	**19.845** .7813	**3.3** .13	
				***XC2279DB**	**104.775** 4.1250	**44.450** 1.7500	**.8** .03	XC2279DB: HOLES IN OD CENTER
XC2283C	**228.549** 8.9980	**69.850** 2.7500	**6.4** .25					
				***XC2283DA**	**357.188** 14.0625	**114.300** 4.5000	**1.5** .06	XC2283DA: GROOVE IN OD CENTER HOLES IN OD CENTER
XC2287CD	**44.988** 1.7712	**31.750** 1.2500	**2.5** .10					
				XC2287DB	**108.000** 4.2520	**23.368** .9200	**2.5** .10	
XC2305CA	**457.200** 18.0000	**130.175** 5.1250	**1.5** .06					
XC2312CC	**63.500** 2.5000	**41.275** 1.6250	**3.5** .14					

NP Parts are made for specific applications.
XC Parts are in limited production.

[1]These Maximum Fillet Radii will be cleared by the Cone or Cup Radii.
* See Remarks Column.

CONE			Max Shaft Fillet Radii	CUP			Max Hs'ng Fillet Radii	Remarks
Number	BORE d	WIDTH B	R[1]	Number	OUTSIDE DIA D	WIDTH C	r[1]	
				XC2312D	**139.700** 5.5000	**31.750** 1.2500	**3.3** .13	
XC2313CE	**228.600** 9.0000	**69.850** 2.7500	**6.8** .27					
				XC2321DK	**152.425** 6.0010	**30.162** 1.1875	**3.3** .13	
XC2328CC	**50.800** 2.0000	**30.162** 1.1875	**.8** .03					
XC2328CK	**49.967** 1.9672	**30.162** 1.1875	**3.5** .14					
XC2332CC	**57.150** 2.2500	**44.450** 1.7500	**3.5** .14					
XC2332CD	**60.325** 2.3750	**44.450** 1.7500	**3.5** .14					
***XC2332CE**	**50.800** 2.0000	**44.450** 1.7500	**3.5** .14					XC2332CE: HOLES IN BACKFACE TO UNDERCUT
XC2332CF	**60.325** 2.3750	**44.450** 1.7500	**3.5** .14					
				***XC2338DA**	**220.662** 8.6875	**163.510** 6.4374	**N/A** N/A	XC2338DA: HOLES IN OD CENTER
				***XC2338DB**	**220.662** 8.6875	**163.510** 6.4374	**N/A** N/A	XC2338DB: HOLES IN OD CENTER
XC2341CE	**19.050** .7500	**11.153** .4391	**1.0** .04					
				***XC2341DA**	**41.275** 1.6250	**26.988** 1.0625	**1.8** .07	XC2341DA: CHAMFER ON LEFTFACE OD CHAMFER ON RIGHTFACE OD
JXC2347CG	**17.000** .6693	**14.605** .5750	**1.0** .04					
				JXC2347DH	**40.000** 1.5748	**10.075** .3967	**1.3** .05	
XC2347CA	**16.980** .6685	**14.605** .5750	**1.2** .05					
				XC2347DE	**39.975** 1.5738	**10.668** .4200	**1.3** .05	
				XC2347DF	**39.878** 1.5700	**50.800** 2.0000	**.4** .01	
				XC2359DF	**64.292** 2.5312	**16.670** .6563	**1.5** .06	
				XC2359DG	**64.292** 2.5312	**16.670** .6563	**1.5** .06	
				XC2366D	**90.863** 3.5773	**15.875** .6250	**2.0** .08	
***JXC2368CA**	**100.000** 3.9370	**30.000** 1.1811	**2.3** .09					JXC2368CA: HOLES IN BACKFACE TO UNDERCUT
***XC2376C**	**50.800** 2.0000	**64.447** 2.5373	**.8** .03					XC2376C: EXTENDED SMALL RIB
***XC2376CA**	**49.212** 1.9375	**64.447** 2.5373	**.8** .03					XC2376CA: EXTENDED SMALL RIB
***XC2376CB**	**47.625** 1.8750	**64.447** 2.5373	**.8** .03					XC2376CB: EXTENDED SMALL RIB
***XC2376CC**	**53.975** 2.1250	**64.447** 2.5373	**.8** .03					XC2376CC: EXTENDED SMALL RIB
***XC2376CQ**	**57.150** 2.2500	**23.945** .9427	**.8** .03					XC2376CQ: HOLES IN BACKFACE TO UNDERCUT
				XC2376DC	**100.100** 3.9410	**17.826** .7018	**.8** .03	
				XC2376DE	**100.863** 3.9710	**17.826** .7018	**2.0** .08	
XC2378C	**55.562** 2.1875	**66.053** 2.6005	**.8** .03					
XC2378CD	**59.987** 2.3617	**22.000** .8661	**2.3** .09					
XC2378CE	**59.987** 2.3617	**22.000** .8661	**2.3** .09					
				XC2378D	**104.775** 4.1250	**15.875** .6250	**2.0** .08	

[1]These Maximum Fillet Radii will be cleared by the Cone or Cup Radii.
* See Remarks Column.

NP Parts are made for specific applications.
XC Parts are in limited production.

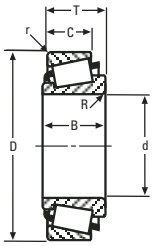

SINGLE ROW

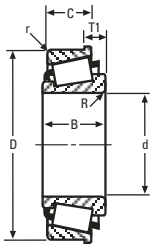

SINGLE ROW WITH FLANGE

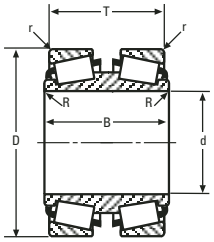

DOUBLE CONE

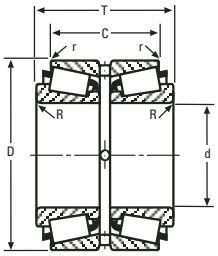

DOUBLE CUP

CONE Number	CONE BORE d	CONE WIDTH B	Max Shaft Fillet Radii R[1]	CUP Number	CUP OUTSIDE DIA D	CUP WIDTH C	Max Hs'ng Fillet Radii r[1]	Remarks
***XC2379C**	**74.612** 2.9375	**69.215** 2.7250	**.8** .03					XC2379C: ECCENTRIC RIB BEARING
***XC2379CA**	**69.850** 2.7500	**69.215** 2.7250	**.8** .03					XC2379CA: ECCENTRIC RIB BEARING
***XC2379CB**	**68.262** 2.6875	**69.215** 2.7250	**.8** .03					XC2379CB: ECCENTRIC RIB BEARING
***XC2379CD**	**77.788** 3.0625	**23.012** .9060	**3.5** .14					XC2379CD: FRONTFACE CHAMFER
				XC2379DA	**121.442** 4.7812	**17.462** .6875	**2.0** .08	
XC2380C	**38.100** 1.5000	**58.905** 2.3191	**.8** .03					
XC2380CA	**36.512** 1.4375	**58.905** 2.3191	**.8** .03					
***XC2380CB**	**41.275** 1.6250	**24.166** .9514	**3.5** .14					XC2380CB: EXTENDED SMALL RIB
				XC2380D	**73.431** 2.8910	**14.732** .5800	**.8** .03	
*XC2381C	**44.450** 1.7500	**58.890** 2.3185	**.8** .03					XC2381C: EXTENDED SMALL RIB
***XC2381CA**	**42.862** 1.6875	**58.890** 2.3185	**.8** .03					XC2381CA: EXTENDED SMALL RIB
***XC2381CB**	**41.275** 1.6250	**58.890** 2.3185	**.8** .03					XC2381CB: EXTENDED SMALL RIB
XC2382C	**34.925** 1.3750	**58.903** 2.3190	**.8** .03					
XC2382CA	**31.750** 1.2500	**58.903** 2.3190	**.8** .03					
XC2382CB	**30.162** 1.1875	**58.903** 2.3190	**.8** .03					
***XC2383C**	**88.900** 3.5000	**82.710** 3.2563	**.8** .03					XC2383C: EXTENDED SMALL RIB
XC2383CA	**87.312** 3.4375	**82.710** 3.2563	**.8** .03					XC2383CA: EXTENDED SMALL RIB
XC2384C	**80.962** 3.1875	**81.915** 3.2250	**.8** .03					
XC2384CA	**76.200** 3.0000	**81.915** 3.2250	**.8** .03					
XC2384CL	**85.725** 3.3750	**29.769** 1.1720	**3.5** .14					
XC2385C	**101.600** 4.0000	**97.790** 3.8500	**.8** .03					
XC2385CA	**100.012** 3.9375	**97.790** 3.8500	**.8** .03					
XC2385CE	**109.962** 4.3292	**34.925** 1.3750	**3.5** .14					
XC2391CA	**228.346** 8.9900	**85.725** 3.3750	**6.4** .25					
XC2391CB	**228.168** 8.9830	**85.725** 3.3750	**6.4** .25					
XC2394C	**107.950** 4.2500	**36.512** 1.4375	**3.5** .14					
				XC2394DA	**165.100** 6.5000	**26.988** 1.0625	**3.3** .13	
XC2398CA	**53.975** 2.1250	**19.050** .7500	**2.3** .09					
XC2399CA	**125.412** 4.9375	**110.490** 4.3500	**.8** .03					
XC2399CD	**136.525** 5.3750	**39.688** 1.5625	**10.0** .39					
***XC2405CC**	**36.987** 1.4562	**22.710** .8941	**1.5** .06					XC2405CC: EXTENDED SMALL RIB
***XC2405CF**	**38.100** 1.5000	**20.015** .7880	**2.3** .09					XC2405CF: EXTENDED SMALL RIB
***XC2405CH**	**38.100** 1.5000	**20.051** .7894	**2.0** .08					XC2405CH: EXTENDED SMALL RIB

NP Parts are made for specific applications.
XC Parts are in limited production.

¨These Maximum Fillet Radii will be cleared by the Cone or Cup Radii.
* See Remarks Column.

CONE			Max Shaft Fillet Radii	CUP			Max Hs'ng Fillet Radii	Remarks
Number	BORE d	WIDTH B	R[1]	Number	OUTSIDE DIA D	WIDTH C	r[1]	
XC2405CJ	**35.000** 1.3780	**18.290** .7200	**2.3** .09					
***XC2405CK**	**38.100** 1.5000	**18.288** .7200	**2.3** .09					XC2405CK: FRONTFACE CHAMFER
				XC2405DC	**69.974** 2.7549	**18.435** .7258	**2.5** .10	
				XC2405DE	**65.088** 2.5625	**14.986** .5900	**1.3** .05	
				XC2405DG	**65.088** 2.5625	**13.970** .5500	**1.3** .05	
				XC2405DH	**69.088** 2.7200	**15.748** .6200	**1.3** .05	
				XC2405DK	**65.088** 2.5625	**13.970** .5500	**1.3** .05	
JXC2409CC	**85.000** 3.3465	**40.250** 1.5846	**3.0** .12					
				JXC2409D	**150.000** 5.9055	**31.750** 1.2500	**3.0** .12	
XC2409CB	**69.850** 2.7500	**41.275** 1.6250	**3.5** .14					
XC2411CA	**17.462** .6875	**14.605** .5750	**1.3** .05					
				XC2411D	**39.878** 1.5700	**10.668** .4200	**1.3** .05	
XC2414CD	**34.925** 1.3750	**25.400** 1.0000	**1.0** .04					
				***JXC2424DA**	**100.000** 3.9370	**42.000** 1.6535	**N/A** N/A	JXC2424DA: ASYMMETRICAL - TWO SERIES BEARING FLANGE ON OD LEFTFACE
				XC2431DC	**120.000** 4.7244	**19.050** .7500	**2.3** .09	
XC2437CE	**44.450** 1.7500	**28.575** 1.1250	**3.5** .14					
XC2437CF	**44.450** 1.7500	**28.575** 1.1250	**3.5** .14					
***XC2438C**	**66.675** 2.6250	**57.150** 2.2500	**3.5** .14					XC2438C: GROOVE IN OD FRONTFACE SHOULDER ON OD FRONTFACE
***XC2438CB**	**66.675** 2.6250	**57.150** 2.2500	**1.5** .06					XC2438CB: HOLES IN ID BACKFACE MADE FROM VACUUM MELT STEEL SHOULDER ON ID BACKFACE
				***XC2438D**	**152.400** 6.0000	**41.275** 1.6250	**3.3** .13	
				XC2443D	**673.100** 26.5000	**419.100** 16.5000	**3.3** .13	GROOVE IN ID BACKFACE
***XC2447C**	**669.671** 26.3650	**185.864** 7.3175	**9.7** .38					XC2438D: MADE FROM VACUUM MELT STEEL
***XC2447CA**	**654.360** 25.7622	**347.662** 13.6875	**4.8** .19					XC2447C: TAPERED BORE
***XC2447CB**	**625.389** 24.6216	**188.912** 7.4375	**9.7** .38					XC2447CA: ASYMMETRICAL BEARING TAPERED BORE
***XC2447CH**	**625.132** 24.6115	**191.033** 7.5210	**9.7** .38					XC2447CB: REVERSE TAPERED BORE
***XC2450CA**	**501.650** 19.7500	**250.825** 9.8750	**3.3** .13					XC2447CH: REVERSE TAPERED BORE
				***XC2450DA**	**711.200** 28.0000	**106.362** 4.1875	**6.4** .25	XC2450CA: TAPERED BORE MADE FROM SPECIAL STEEL
***XC2451C**	**828.675** 32.6250	**214.312** 8.4375	**9.7** .38					XC2450DA: MADE FROM SPECIAL STEEL
***XC2451CA**	**810.994** 31.9289	**396.875** 15.6250	**4.8** .19					XC2451C: KEYWAY IN FRONTFACE TAPERED BORE
***XC2451CB**	**777.921** 30.6268	**214.312** 8.4375	**9.7** .38					XC2451CA: TAPERED BORE TQI/TQO (NON-INTERLOCKING)
***XC2451CF**	**828.777** 32.6290	**214.312** 8.4375	**9.7** .38					XC2451CB: REVERSE TAPERED BORE
***XC2451CG**	**810.918** 31.9259	**396.875** 15.6250	**4.8** .19					
***XC2451CH**	**777.844** 30.6238	**214.312** 8.4375	**9.7** .38					

[1]These Maximum Fillet Radii will be cleared by the Cone or Cup Radii.
* See Remarks Column.

NP Parts are made for specific applications.
XC Parts are in limited production.

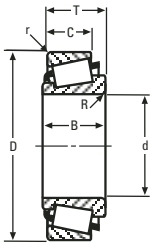

SINGLE ROW

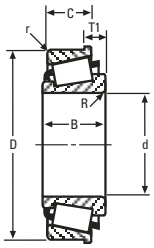

SINGLE ROW WITH FLANGE

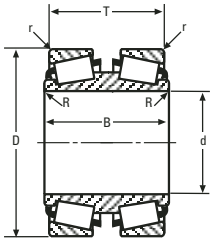

DOUBLE CONE

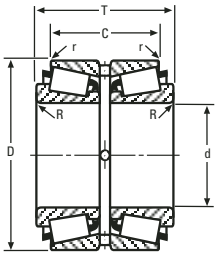

DOUBLE CUP

CONE Number	CONE BORE d	CONE WIDTH B	Max Shaft Fillet Radii R[1]	CUP Number	CUP OUTSIDE DIA D	CUP WIDTH C	Max Hs'ng Fillet Radii r[1]	Remarks
*XC2455CF	120.650 4.7500	52.388 2.0625	.5 .02					XC2451CF: KEYWAY IN FRONTFACE TAPERED BORE
				XC2456D	190.525 7.5010	34.925 1.3750	1.5 .06	XC2451CG: TQI/TQO (NON-INTERLOCKING) REVERSE TAPERED BORE
*XC2463CL	827.527 32.5798	171.450 6.7500	9.7 .38					
*XC2463CN	872.769 34.3610	171.450 6.7500	9.7 .38					XC2451CH: REVERSE TAPERED BORE KEYWAY IN FRONTFACE
*XC2465CC	34.988 1.3775	17.000 .6693	spcl. spcl.					
				XC2465DD	61.973 2.4399	13.600 .5354	1.5 .06	XC2455CF: GROOVE IN OD BACKFACE BROKEN FRONTFACE ID SHOULDER ON OD BACKFACE
*XC2475C	777.875 30.6250	219.075 8.6250	9.7 .38					EXTENDED LARGE RIB
*XC2475CA	759.618 29.9062	406.400 16.0000	4.8 .19					XC2463CL: REVERSE TAPERED BORE
*XC2475CB	725.752 28.5729	219.075 8.6250	9.7 .38					XC2463CN: TAPERED BORE
				*XC2477D	736.600 29.0000	177.800 7.0000	1.5 .06	XC2465CC: FRONTFACE CHAMFER SPECIAL BACKFACE RADIUS
				*XC2477DA	736.600 29.0000	177.800 7.0000	1.5 .06	XC2475C: TAPERED BORE
XC2480C	220.662 8.6875	115.888 4.5625	1.5 .06					KEYWAY IN FRONTFACE
				*XC2480D	314.782 12.3930	106.362 4.1875	1.5 .06	XC2475CA: TQI/TQO (NON-INTERLOCKING) TAPERED BORE
				*XC2481DA	73.025 2.8750	38.892 1.5312	1.5 .06	XC2475CB: REVERSE TAPERED BORE
				*XC2481DB	73.414 2.8903	38.892 1.5312	1.5 .06	KEYWAY IN FRONTFACE
				XC2488DA	122.238 4.8125	38.100 1.5000	3.3 .13	XC2477D: GROOVE IN OD CENTER HOLES IN OD CENTER
*JXC2493CA	120.000 4.7244	36.000 1.4173	3.5 .14					XC2477DA: HOLES IN OD CENTER
XC2527CB	95.000 3.7402	45.500 1.7913	5.0 .20					GROOVE IN OD CENTER
				JXC2568DA	100.000 3.9370	23.020 .9063	3.3 .13	XC2480D: GROOVE IN OD CENTER HOLES IN OD CENTER
*XC2836C	604.838 23.8125	109.538 4.3125	6.4 .25					XC2481DA: SHOULDER ON OD FRONTFACE GROOVE IN ID CENTER
*XC2836CA	595.709 23.4531	201.612 7.9375	3.3 .13					
*XC2836CB	578.909 22.7917	109.538 4.3125	6.4 .25					XC2481DB: GROOVE IN ID CENTER SHOULDER ON OD FRONTFACE
XC2837CT	53.975 2.1250	32.791 1.2910	3.5 .14					JXC2493CA: HOLES IN BACKFACE TO UNDERCUT
				XC2837D	123.825 4.8750	25.400 1.0000	3.3 .13	XC2836C: TAPERED BORE
				XC2840D	62.000 2.4409	15.500 .6102	1.5 .06	KEYWAY IN FRONTFACE
				XC5240D	358.775 14.1250	23.812 .9375	3.3 .13	XC2836CA: TAPERED BORE TQI/TQO (NON-INTERLOCKING)
XC5936CE	234.950 9.2500	49.212 1.9375	3.5 .14					XC2836CB: KEYWAY IN FRONTFACE REVERSE TAPERED BORE
*XC5939CA	343.052 13.5060	122.238 4.8125	1.5 .06					
XC5939CD	343.052 13.5060	122.238 4.8125	1.5 .06					XC5939CA: MADE FROM SPECIAL STEEL
				*XC5939D	457.098 17.9960	49.212 1.9375	3.3 .13	XC5939D: MADE FROM SPECIAL STEEL
				XC5939DB	457.098 17.9960	49.212 1.9375	3.3 .13	
XC5940CC	235.331 9.2650	69.850 2.7500	1.5 .06					
				XC5940D	336.550 13.2500	50.800 2.0000	3.3 .13	

NP Parts are made for specific applications.
XC Parts are in limited production.

[1]These Maximum Fillet Radii will be cleared by the Cone or Cup Radii.
* See Remarks Column.

CONE Number	CONE BORE d	CONE WIDTH B	Max Shaft Fillet Radii R[1]	CUP Number	CUP OUTSIDE DIA D	CUP WIDTH C	Max Hs'ng Fillet Radii r[1]	Remarks
*XC6838C	42.875 1.6880	25.392 .9997	spcl. spcl.					XC6838C: SPECIAL BACKFACE RADIUS
				XC6838D	80.962 3.1875	18.550 .7303	2.3 .09	
*JXC6839CD	28.000 1.1024	32.000 1.2598	2.5 .10					JXC6839CD: FRONTFACE CHAMFER
				*JXC6839DC	95.000 3.7402	26.500 1.0433	1.5 .06	JXC6839DC: BROKEN CORNER ON FRONTFACE OD FLANGE ON OD FRONTFACE, BEARING WIDTH IS T1 DIMENSION
*XC6839CC	39.987 1.5743	32.000 1.2598	1.0 .04					
				XC6840DA	136.525 5.3750	34.000 1.3386	3.3 .13	XC6839CC: FRONTFACE CHAMFER
XC8240C	558.800 22.0000	88.108 3.4688	6.4 .25					
				XC8240D	736.600 29.0000	63.500 2.5000	6.4 .25	
*XC8439C	547.535 21.5565	153.746 6.0530	6.4 .25					XC8439C: KEYWAY IN FRONTFACE TAPERED BORE
*XC8439CA	534.800 21.0551	288.925 11.3750	3.3 .13					XC8439CA: TQI/TQO (NON-INTERLOCKING)
*XC8439CB	510.800 20.1102	155.575 6.1250	6.4 .25					TAPERED BORE
*XC8439CC	555.234 21.8596	233.416 9.1896	spcl. spcl.					XC8439CB: HOLES IN BACKFACE REVERSE TAPERED BORE
*XC8439CD	509.588 20.0625	142.875 5.6250	6.4 .25					XC8439CC: EXTENDED SMALL RIB
*XC8640CC	99.974 3.9360	42.000 1.6535	3.0 .12					TAPERED BORE SPECIAL BACKFACE RADIUS
*XC8640CD	99.974 3.9360	42.000 1.6535	spcl. spcl.					XC8439CD: REVERSE TAPERED BORE
*XC9436CA	279.400 11.0000	24.384 .9600	1.5 .06					XC8640CC: FRONTFACE CHAMFER
				*XC9436D	317.500 12.5000	18.288 .7200	1.5 .06	XC8640CD: SPECIAL BACKFACE RADIUS FRONTFACE CHAMFER
				*XC02139DE	90.000 3.5433	21.500 .8465	3.0 .12	
				XC02139DF	82.000 3.2283	21.500 .8465	1.3 .05	XC9436CA: MADE FROM SPECIAL STEEL
				XC02139DT	82.652 3.2540	16.510 .6500	.8 .03	XC9436D: MADE FROM SPECIAL STEEL
				XC02139DU	83.414 3.2840	16.510 .6500	1.3 .05	
*XC02634CE	415.925 16.3750	209.550 8.2500	3.3 .13					XC02634CE: GROOVE IN ID CENTER MADE FROM SPECIAL STEEL TAPERED BORE
*XC02634CL	415.925 16.3750	209.550 8.2500	3.3 .13					
				*XC02634DC	590.550 23.2500	88.900 3.5000	6.4 .25	XC02634CL: GROOVE IN ID CENTER TAPERED BORE
				XC02634DH	590.550 23.2500	88.900 3.5000	6.4 .25	XC02634DC: MADE FROM SPECIAL STEEL
*XC03636CA	129.974 5.1171	86.248 3.3956	3.3 .13					XC03636CA: SLOTS IN FRONTFACE
				XC04138D	193.675 7.6250	23.020 .9063	.3 .01	SHOULDER ON OD BACKFACE FRONTFACE CHAMFER
				*JXC06536DC	45.000 1.7717	12.065 .4750	spcl. spcl.	JXC06536DC: FLANGE ON OD FRONTFACE, BEARING WIDTH IS T1 DIMENSION SPECIAL RADIUS ON BACKFACE OD
XC06536CD	21.986 .8656	16.637 .6550	1.3 .05					
*JXC07537CC	35.000 1.3780	18.460 .7268	2.0 .08					
*XC09636CA	368.300 14.5000	185.738 7.3125	3.3 .13					JXC07537CC: EXTENDED SMALL RIB
				XC09636DA	523.875 20.6250	79.375 3.1250	6.4 .25	XC09636CA: TAPERED BORE GROOVE IN ID CENTER
XC09637CD	41.275 1.6250	25.654 1.0100	3.5 .14					

[1]These Maximum Fillet Radii will be cleared by the Cone or Cup Radii.
* See Remarks Column.

NP Parts are made for specific applications.
XC Parts are in limited production.

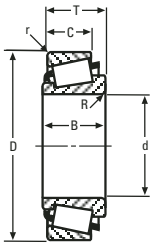

SINGLE ROW

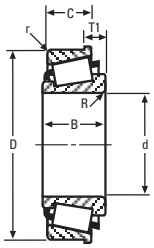

SINGLE ROW WITH FLANGE

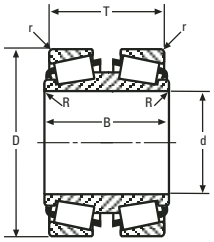

DOUBLE CONE

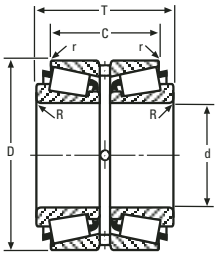

DOUBLE CUP

CONE Number	CONE BORE d	CONE WIDTH B	Max Shaft Fillet Radii R[1]	CUP Number	CUP OUTSIDE DIA D	CUP WIDTH C	Max Hs'ng Fillet Radii r[1]	Remarks
				XC09639DF	**46.960** 1.8488	**12.065** .4750	**1.3** .05	
***XC10036CB**	**85.000** 3.3465	**52.761** 2.0772	**3.5** .14					XC10036CB: SHOULDER ON OD FRONTFACE NO SMALL RIB
***XC10037C**	**155.575** 6.1250	**122.238** 4.8125	**1.5** .06					XC10037C: ASYMMETRICAL BEARING
				XC10037D	**247.650** 9.7500	**52.388** 2.0625	**3.3** .13	MADE FROM SPECIAL STEEL TAPERED BORE
XC10038C	**110.500** 4.3504	**21.000** .8268	**1.5** .06					
XC10038CA	**110.500** 4.3504	**21.000** .8268	**1.5** .06					
***JXC10040CC**	**80.000** 3.1496	**38.000** 1.4961	**3.0** .12					JXC10040CC: EXTENDED SMALL RIB GROOVE IN OD FRONTFACE
***XC10040CB**	**84.000** 3.3071	**29.000** 1.1417	**3.0** .12					XC10040CB: MADE FROM VACUUM MELT STEEL
				***XC10040DA**	**130.000** 5.1181	**24.000** .9449	**2.5** .10	XC10040DA: MADE FROM VACUUM MELT STEEL
***XC10237CA**	**98.000** 3.8583	**40.000** 1.5748	**1.7** .07					XC10237CA: TAPERED BORE
XC10237CC	**89.944** 3.5411	**43.500** 1.7126	**1.5** .06					
***XC10237CD**	**89.974** 3.5423	**47.000** 1.8504	**7.0** .28					XC10237CD: EXTENDED SMALL RIB
***XC10237CH**	**89.974** 3.5423	**40.000** 1.5748	**5.8** .23					XC10237CH: FRONTFACE CHAMFER
				XC10237DC	**146.975** 5.7864	**32.500** 1.2795	**3.5** .14	
***JXC10238CK**	**46.015** 1.8117	**18.000** .7087	**spcl.** spcl.					JXC10238CK: SPECIAL BACKFACE RADIUS FRONTFACE CHAMFER
				JXC10238DF	**75.000** 2.9528	**14.000** .5512	**1.5** .06	
***XC10238CB**	**44.988** 1.7712	**19.093** .7517	**spcl.** spcl.					XC10238CB: SPECIAL BACKFACE RADIUS
				XC10238DC	**74.976** 2.9518	**14.000** .5512	**1.5** .06	
XC10240CJ	**29.000** 1.1417	**14.730** .5800	**3.5** .14					
				XC10240DH	**50.292** 1.9800	**10.668** .4200	**1.3** .05	
***XC10638C**	**184.150** 7.2500	**26.543** 1.0450	**1.5** .06					XC10638C: NO SMALL RIB NO LARGE RIB
***XC10638CA**	**190.500** 7.5000	**26.543** 1.0450	**1.5** .06					XC10638CA: NO SMALL RIB
				XC10638D	**260.350** 10.2500	**28.829** 1.1350	**.3** .01	NO LARGE RIB
***XC10639C**	**209.550** 8.2500	**31.750** 1.2500	**1.5** .06					XC10639C: NO SMALL RIB NO LARGE RIB
***XC10639CA**	**215.900** 8.5000	**31.750** 1.2500	**1.5** .06					XC10639CA: NO LARGE RIB
				XC10639D	**295.275** 11.6250	**34.925** 1.3750	**.3** .01	NO SMALL RIB
***XC10740C**	**149.974** 5.9045	**77.788** 3.0625	**2.0** .08					XC10740C: SHOULDER ON ID BACKFACE HOLES IN ID BACKFACE
				***XC10740D**	**276.300** 10.8780	**177.800** 7.0000	**N/A** N/A	GROOVE IN ID BACKFACE
XC10836CG	**29.975** 1.1801	**16.764** .6600	**.8** .03					XC10740D: HOLES IN OD CENTER
XC10836CU	**25.400** 1.0000	**16.231** .6390	**.8** .03					
				***XC11087DA**	**82.931** 3.2650	**22.258** .8763	**.8** .03	XC11087DA: FLANGE ON OD FRONTFACE, BEARING WIDTH IS T1 DIMENSION
				XC11087DL	**80.035** 3.1510	**19.759** .7779	**1.5** .06	
				XC11087DN	**83.033** 3.2690	**19.050** .7500	**.8** .03	XC11088CC: SPECIAL BACKFACE RADIUS FRONTFACE CHAMFER

NP Parts are made for specific applications.
XC Parts are in limited production.

[1]These Maximum Fillet Radii will be cleared by the Cone or Cup Radii.
* See Remarks Column.

CONE			Max Shaft Fillet Radii	CUP			Max Hs'ng Fillet Radii	Remarks
Number	BORE d	WIDTH B	R[1]	Number	OUTSIDE DIA D	WIDTH C	r[1]	
				XC11087DP	**83.795** 3.2990	**19.050** .7500	**.8** .03	
***XC11088CC**	**40.988** 1.6137	**18.000** .7087	**spcl.** spcl.					
				XC11088D	**67.975** 2.6762	**13.500** .5315	**1.5** .06	
***JXC11438CA**	**183.000** 7.2047	**42.000** 1.6535	**1.0** .04					JXC11438CA: MADE FROM SPECIAL STEEL GROOVE IN ID BACKFACE
				JXC11438DA	**260.000** 10.2362	**38.000** 1.4961	**3.5** .14	SHOULDER ON ID BACKFACE
***XC11438C**	**182.974** 7.2037	**42.000** 1.6535	**1.0** .04					XC11438C: GROOVE IN ID BACKFACE SHOULDER ON ID BACKFACE
				XC11438D	**259.974** 10.2352	**38.000** 1.4961	**3.5** .14	
***JXC11439CA**	**140.000** 5.5118	**55.000** 2.1654	**1.0** .04					JXC11439CA: GROOVE IN ID BACKFACE SHOULDER ON ID BACKFACE
				JXC11439DA	**219.000** 8.6220	**48.000** 1.8898	**3.5** .14	
***XC11439C**	**139.974** 5.5108	**55.000** 2.1654	**1.0** .04					XC11439C: SHOULDER ON ID BACKFACE GROOVE IN ID BACKFACE
				XC11439D	**218.973** 8.6210	**48.000** 1.8898	**3.5** .14	
***JXC11440CA**	**138.000** 5.4331	**42.000** 1.6535	**1.0** .04					JXC11440CA: SHOULDER ON ID BACKFACE GROOVE IN ID BACKFACE
				JXC11440DA	**205.000** 8.0709	**38.000** 1.4961	**3.5** .14	
***XC11440C**	**137.975** 5.4321	**42.000** 1.6535	**1.0** .04					XC11440C: GROOVE IN ID BACKFACE SHOULDER ON ID BACKFACE
				XC11440D	**204.975** 8.0699	**38.000** 1.4961	**3.5** .14	
***XC12087C**	**147.975** 5.8258	**48.003** 1.8899	**2.0** .08					XC12087C: SHOULDER ON ID BACKFACE GROOVE IN ID BACKFACE
				XC12087D	**229.974** 9.0541	**40.000** 1.5748	**3.0** .12	
***XC12088C**	**307.950** 12.1240	**39.000** 1.5354	**1.0** .04					XC12088C: GROOVE IN ID BACKFACE SHOULDER ON ID BACKFACE
				XC12088D	**377.949** 14.8799	**32.822** 1.2922	**2.5** .10	
***XC12089C**	**303.974** 11.9675	**38.000** 1.4961	**1.0** .04					XC12089C: GROOVE IN ID BACKFACE
				XC12089D	**357.950** 14.0925	**26.000** 1.0236	**2.5** .10	
JXC12237CB	**90.000** 3.5433	**34.000** 1.3386	**3.0** .12					
***XC12237CA**	**86.000** 3.3858	**34.000** 1.3386	**3.0** .12					XC12237CA: MADE FROM VACUUM MELT STEEL
				***XC12237D**	**140.000** 5.7087	**27.000** 1.0630	**2.5** .10	XC12237D: MADE FROM VACUUM MELT STEEL
XC12890C	**177.800** 7.0000	**19.583** .7710	**1.5** .06					
***XC14387CC**	**317.500** 12.5000	**85.725** 3.3750	**3.5** .14					XC14387CC: NO SMALL RIB SHOULDER ON OD FRONTFACE
XC14389C	**284.975** 11.2195	**30.162** 1.1875	**3.5** .14					
				XC14389D	**349.949** 13.7775	**22.225** .8750	**3.3** .13	
XC14390C	**289.974** 11.4163	**46.038** 1.8125	**3.5** .14					
				XC14390D	**374.950** 14.7618	**34.925** 1.3750	**3.3** .13	
***XC14637C**	**146.050** 5.7500	**28.575** 1.1250	**1.5** .06					XC14637C: MADE FROM VACUUM MELT STEEL
				XC14637D	**193.675** 7.6250	**23.020** .9063	**1.5** .06	
XC14638C	**75.000** 2.9528	**25.000** .9843	**3.0** .12					

[1]These Maximum Fillet Radii will be cleared by the Cone or Cup Radii.
* See Remarks Column.

NP Parts are made for specific applications.
XC Parts are in limited production.

NP and XC PARTS

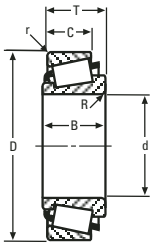

SINGLE ROW

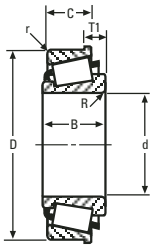

SINGLE ROW WITH FLANGE

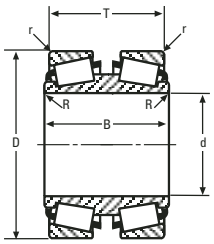

DOUBLE CONE

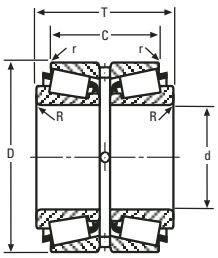

DOUBLE CUP

CONE Number	CONE BORE d	CONE WIDTH B	Max Shaft Fillet Radii R[1]	CUP Number	CUP OUTSIDE DIA D	CUP WIDTH C	Max Hs'ng Fillet Radii r[1]	Remarks
				XC14638D	**115.000** 4.5276	**19.000** .7480	**2.5** .10	
				XC14638DA	**115.000** 4.5276	**19.000** .7480	**1.0** .04	
***XC14886C**	**184.150** 7.2500	**33.000** 1.2992	**2.0** .08					XC14886C: MADE FROM VACUUM MELT STEEL
				***XC14886D**	**235.229** 9.2610	**28.000** 1.1024	**2.0** .08	XC14886D: MADE FROM VACUUM MELT STEEL
***XC15886C**	**355.600** 14.0000	**128.587** 5.0625	**1.5** .06					XC15886C: MADE FROM SPECIAL STEEL
				***XC15886D**	**482.600** 19.0000	**52.388** 2.0625	**3.3** .13	XC15886D: MADE FROM SPECIAL STEEL
***JXC15888CD**	**190.000** 7.4803	**109.000** 4.2913	**3.0** .12					JXC15888CD: INVERTED BEARING
				JXC15888DA	**260.000** 10.2362	**36.500** 1.4370	**2.5** .10	
XC15888C	**190.000** 7.4803	**44.000** 1.7323	**3.0** .12					
XC15888CA	**185.000** 7.2835	**44.000** 1.7323	**3.0** .12					
				XC15888D	**260.000** 10.2362	**36.500** 1.4370	**2.5** .10	
XC15889C	**95.250** 3.7500	**73.025** 2.8750	**3.3** .13					
XC15890C	**100.000** 3.9370	**40.000** 1.5748	**3.0** .12					
XC16686CB	**80.000** 3.1496	**49.212** 1.9375	**2.0** .08					
				XC16690DB	**62.000** 2.4409	**11.300** .4449	**2.0** .08	
XC17338C	**50.000** **1.9685**	**28.575** **1.1250**	**3.5** **.14**					
				XC17338D	**115.000** 4.5276	**20.638** .8125	**3.5** .14	
***JXC17935CM**	**38.000** 1.4961	**17.000** .6693	**spcl.** spcl.					JXC17935CM: SPECIAL BACKFACE RADIUS
***JXC17935CNA**	**38.000** 1.4961	**19.000** .7480	**2.0** .08					JXC17935CNA: EXTENDED SMALL RIB
***JXC17935CT**	**38.000** 1.4961	**19.000** .7480	**2.0** .08					JXC17935CT: EXTENDED SMALL RIB SPECIAL SMALL RIB
				JXC17935DJ	**63.000** 2.4803	**13.500** .5315	**1.3** .05	
				JXC17935DK	**63.000** 2.4803	**13.500** .5315	**1.3** .05	
				***JXC17935DM**	**63.000** 2.4803	**13.500** .5315	**1.3** .05	JXC17935DM: FLANGE ON OD FRONTFACE, BEARING WIDTH IS T1 DIMENSION
***XC17940C**	**304.800** 12.0000	**50.800** 2.0000	**6.4** .25					
***XC17940CB**	**304.800** 12.0000	**50.800** 2.0000	**6.4** .25					XC17940C: SHOULDER ON OD FRONTFACE NO SMALL RIB
***XC17940CC**	**304.800** 12.0000	**50.800** 2.0000	**6.4** .25					XC17940CB: NO SMALL RIB
				***XC17940DD**	**393.700** 15.5000	**82.550** 3.2500	**1.5** .06	SHOULDER ON OD FRONTFACE
				XC18136D	**240.310** 9.4610	**37.000** 1.4567	**2.5** .10	XC17940CC: MADE FROM SPECIAL STEEL
				XC18140D	**140.000** 5.5118	**22.000** .8661	**1.5** .06	XC17940DD: HOLES IN OD CENTER GROOVE IN OD CENTER MADE FROM SPECIAL STEEL
***JXC18437CA**	**41.000** 1.6142	**21.000** .8268	**2.0** .08					
XC18438C	**170.000** 6.6929	**38.000** 1.4961	**3.0** .12					JXC18437CA: FRONTFACE CHAMFER EXTENDED SMALL RIB
XC18438CA	**165.000** 6.4961	**38.000** 1.4961	**3.0** .12					
				XC18438D	**230.000** 9.0551	**31.000** 1.2205	**2.5** .10	

NP Parts are made for specific applications.
XC Parts are in limited production.

[1]These Maximum Fillet Radii will be cleared by the Cone or Cup Radii.
* See Remarks Column.

CONE			Max Shaft Fillet Radii	CUP			Max Hs'ng Fillet Radii	Remarks
Number	BORE d	WIDTH B	R[1]	Number	OUTSIDE DIA D	WIDTH C	r[1]	
***JXC18439CA**	**45.000** 1.7717	**32.000** 1.2598	**6.0** .24					JXC18439CA: FRONTFACE CHAMFER
				JXC18439DA	**85.000** 3.3465	**25.000** .9843	**1.5** .06	
***XC18440C**	**28.000** 1.1024	**19.205** .7561	**1.0** .04					XC18440C: FRONTFACE CHAMFER EXTENDED SMALL RIB
***JXC19087CD**	**55.000** 2.1654	**38.000** 1.4961	**.8** .03					JXC19087CD: FRONTFACE CHAMFER
***JXC19087CG**	**50.000** 1.9685	**36.000** 1.4173	**.8** .03					JXC19087CG: FRONTFACE CHAMFER
***JXC19087CM**	**57.000** 2.2441	**48.210** 1.8980	**2.0** .08					JXC19087CM: EXTENDED SMALL RIB
***JXC19087CN**	**57.000** 2.2441	**52.275** 2.0580	**7.0** .28					GROOVE IN ID FRONTFACE
				***JXC19087D**	**110.000** 4.3307	**29.000** 1.1417	**1.5** .06	JXC19087CN: EXTENDED SMALL RIB GROOVE IN ID FRONTFACE
***JXC19089CB**	**65.000** 2.5591	**31.000** 1.2205	**.5** .02					JXC19087D: FLANGE ON OD FRONTFACE, BEARING WIDTH IS T1 DIMENSION
				***JXC19089DA**	**135.000** 5.3150	**34.000** 1.3386	**.5** .02	
JXC19090CB	**30.000** 1.1811	**18.755** .7384	**2.5** .10					JXC19089CB: FRONTFACE CHAMFER
JXC19090CC	**30.000** 1.1811	**19.755** .7777	**2.5** .10					JXC19089DA: FLANGE ON OD FRONTFACE, BEARING WIDTH IS T1 DIMENSION
				JXC19090DA	**60.000** 2.3622	**37.000** 1.4567	**.5** .02	
				***JXC19090DB**	**58.000** 2.2835	**39.000** 1.5354	**N/A** N/A	JXC19090DB: CHAMFER ON RIGHTFACE OD CHAMFER ON LEFTFACE OD
XC19090CA	**25.000** .9843	**17.793** .7005	**3.5** .14					
***XC19936C**	**80.000** 3.1496	**44.900** 1.7677	**1.0** .04					XC19936C: SHOULDER ON ID BACKFACE FRONTFACE CHAMFER EXTENDED LARGE RIB
***XC19937C**	**90.000** 3.5433	**50.600** 1.9921	**1.0** .04					
***JXC19939C**	**100.000** 3.9370	**35.000** 1.3780	**spcl.** spcl.					XC19937C: FRONTFACE CHAMFER SHOULDER ON ID BACKFACE
***JXC20436CA**	**130.000** 5.1181	**27.000** 1.0630	**3.0** .12					JXC19939C: SPECIAL BACKFACE RADIUS
				***JXC20436DC**	**188.050** 7.4035	**21.765** .8568	**3.0** .12	JXC20436CA: HOLES IN BACKFACE TO UNDERCUT
JXC20440C	**57.000** 2.2441	**19.000** .7480	**1.5** .06					JXC20436DC: FLANGE ON OD FRONTFACE, BEARING WIDTH IS T1 DIMENSION
				XC23930D	**90.000** 3.5433	**24.500** .9646	**1.5** .06	
***JXC25368C**	**30.000** 1.1811	**28.000** 1.1024	**1.5** .06					JXC25368C: FRONTFACE CHAMFER
JXC25369C	**63.000** 2.4803	**28.000** 1.1024	**3.0** .12					
***JXC25370CA**	**45.000** 1.7717	**20.000** .7874	**3.5** .14					JXC25370CA: FRONTFACE CHAMFER
				JXC25370DA	**75.000** 2.9528	**15.500** .6102	**1.0** .04	
***JXC25373C**	**85.000** 3.3465	**32.000** 1.2598	**3.0** .12					JXC25373C: GROOVE IN OD BACKFACE EXTENDED LARGE RIB
***JXC25375C**	**42.000** 1.6535	**19.790** .7792	**spcl.** spcl.					JXC25375C: SPECIAL BACKFACE RADIUS
JXC25375CC	**42.000** 1.6535	**18.790** .7398	**3.5** .14					
JXC25375CD	**39.000** 1.5354	**18.790** .7398	**3.5** .14					
				***JXC25375D**	**72.000** 2.8346	**39.000** 1.5354	**spcl.** spcl.	JXC25375D: SPECIAL CHAMFER ON RIGHTFACE OD SPECIAL CHAMFER ON LEFTFACE OD
				***JXC25375DB**	**72.000** 2.8346	**37.000** 1.4567	**spcl.** spcl.	JXC25375DB: SPECIAL CHAMFER ON RIGHTFACE OD
				***JXC25378DA**	**140.000** 5.5118	**27.000** 1.0630	**3.0** .12	SPECIAL CHAMFER ON LEFTFACE OD

[1]These Maximum Fillet Radii will be cleared by the Cone or Cup Radii.
* See Remarks Column.

NP Parts are made for specific applications.
XC Parts are in limited production.

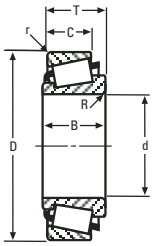

SINGLE ROW

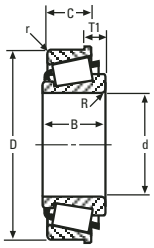

SINGLE ROW WITH FLANGE

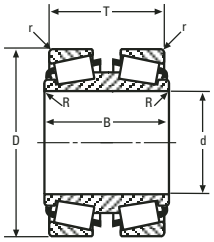

DOUBLE CONE

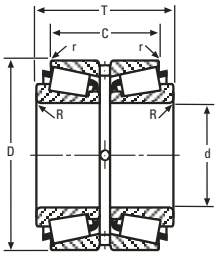

DOUBLE CUP

CONE Number	CONE BORE d	CONE WIDTH B	Max Shaft Fillet Radii R[1]	CUP Number	CUP OUTSIDE DIA D	CUP WIDTH C	Max Hs'ng Fillet Radii r[1]	Remarks
				JXC25378DB	**140.000** 5.5118	**27.000** 1.0630	**3.0** .12	JXC25378DA: MADE FROM VACUUM MELT STEEL
				XC25378D	**150.000** 5.9055	**27.000** 1.0630	**3.0** .12	
JXC25381CC	**70.000** 2.7559	**42.000** 1.6535	**7.0** .28					
***JXC25381CD**	**70.010** 2.7563	**53.730** 2.1153	**3.0** .12					JXC25381CD: GROOVE IN ID FRONTFACE EXTENDED SMALL RIB
***JXC25381CE**	**70.010** 2.7563	**61.525** 2.4223	**8.0** .31					JXC25381CE: GROOVE IN ID FRONTFACE EXTENDED SMALL RIB
				JXC25381DA	**130.000** 5.1181	**35.000** 1.3780	**2.5** .10	
***XC25384C**	**105.000** 4.1339	**35.000** 1.3780	**6.0** .24					XC25384C: FRONTFACE CHAMFER
				XC25388D	**140.000** 5.7087	**24.000** .9449	**2.5** .10	
***JXC25389CE**	**55.000** 2.1654	**35.000** 1.3780	**2.0** .08					JXC25389CE: FRONTFACE CHAMFER
				JXC25389D	**100.000** 3.9370	**27.000** 1.0630	**1.5** .06	
				JXC25389DA	**100.000** 3.9370	**27.000** 1.0630	**1.5** .06	
JXC25390C	**32.000** 1.2598	**34.000** 1.3386	**.8** .03					
JXC25396C	**45.000** 1.7717	**24.000** .9449	**3.5** .14					
				JXC25396D	**75.000** 2.9528	**15.000** .5906	**2.3** .09	
				***JXC25403DA**	**64.000** 2.5197	**16.500** .6496	**1.3** .05	JXC25403DA: SHOULDER ON ID FRONTFACE
***JXC25414C**	**73.000** 2.8740	**34.000** 1.3386	**spcl.** spcl.					JXC25414C: BACKFACE CHAMFER SHOULDER ON ID BACKFACE
				***JXC25414D**	**130.000** 5.1181	**28.500** 1.1220	**2.5** .10	JXC25414D: FLANGE ON OD FRONTFACE, BEARING WIDTH IS T1 DIMENSION
JXC25423C	**32.000** 1.2598	**15.000** .5906	**3.5** .14					
				JXC25423D	**53.000** 2.0866	**11.500** .4528	**1.3** .05	
***JXC25424C**	**49.000** 1.9291	**21.680** .8535	**spcl.** spcl.					JXC25424C: SPECIAL BACKFACE RADIUS
				JXC25424D	**84.000** 3.3071	**43.000** 1.6929	**.5** .02	
JXC25426C	**94.000** 3.7008	**24.000** .9449	**.8** .03					
				JXC25426D	**130.175** 5.1250	**15.000** .5906	**.8** .03	
JXC25427C	**93.980** 3.7000	**49.000** 1.9291	**1.5** .06					
				JXC25427D	**152.400** 6.0000	**30.000** 1.1811	**1.5** .06	
***JXC25428C**	**99.000** 3.8976	**35.000** 1.3780	**spcl.** spcl.					JXC25428C: FRONTFACE CHAMFER SPECIAL BACKFACE RADIUS
***XC25433C**	**142.875** 5.6250	**35.300** 1.3898	**3.5** .14					XC25433C: MADE FROM VACUUM MELT STEEL
				***XC25433DA**	**194.975** 7.6762	**27.500** 1.0827	**3.5** .14	XC25433DA: MADE FROM VACUUM MELT STEEL
JXC25437CG	**100.000** 3.9370	**28.255** 1.1124	**3.0** .12					
				***JXC25437D**	**140.000** 5.7087	**34.000** 1.3386	**.8** .03	JXC25437D: SHOULDER ON ID FRONTFACE FLANGE ON OD FRONTFACE, BEARING WIDTH IS T1 DIMENSION GROOVE IN OD BACKFACE
JXC25437DD	**140.000** 5.7087	**17.500** .6890	**3.0** .12					
JXC25439CA	**38.000** 1.4961	**25.000** .9843	**2.0** .08					
***JXC25440C**	**85.000** 3.3465	**36.000** 1.4173	**7.5** .30					JXC25440C: FRONTFACE CHAMFER
***JXC25441C**	**95.000** 3.7402	**43.000** 1.6929	**6.0** .24					JXC25441C: FRONTFACE CHAMFER

NP Parts are made for specific applications.
XC Parts are in limited production.

[1]These Maximum Fillet Radii will be cleared by the Cone or Cup Radii.
* See Remarks Column.

13

CONE			Max Shaft Fillet Radii	CUP			Max Hs'ng Fillet Radii	Remarks
Number	BORE d	WIDTH B	R[1]	Number	OUTSIDE DIA D	WIDTH C	r[1]	
***JXC25442CA**	**235.000** 9.2520	**45.000** 1.7717	**spcl.** spcl.					JXC25442CA: BACKFACE CHAMFER
				JXC25442DA	**295.000** 11.6142	**36.000** 1.4173	**3.0** .12	
XC25445C	**350.520** 13.8000	**26.988** 1.0625	**.8** .03					
				***XC25445D**	**431.800** 17.0000	**24.765** .9750	**1.0** .04	XC25445D: FLANGE ON OD FRONTFACE, BEARING WIDTH IS T1 DIMENSION
XC25446C	**361.950** 14.2500	**30.162** 1.1875	**6.4** .25					
				***XC25446D**	**444.500** 17.5000	**26.911** 1.0595	**1.0** .04	XC25446D: FLANGE ON OD FRONTFACE, BEARING WIDTH IS T1 DIMENSION
***JXC25448C**	**180.000** 7.0866	**43.000** 1.6929	**3.0** .12					
***XC25454C**	**259.931** 10.2335	**33.470** 1.3177	**1.5** .06					JXC25448C: GROOVE IN OD BACKFACE EXTENDED LARGE RIB
JXC25455C	**38.000** 1.4961	**15.000** .5906	**.8** .03					XC25454C: EXTENDED SMALL RIB
				JXC25455D	**58.000** 2.2835	**12.000** .4724	**.8** .03	
***XC25457C**	**447.675** 17.6250	**44.450** 1.7500	**3.3** .13					XC25457C: SHOULDER ON OD BACKFACE HOLES IN BACKFACE TO UNDERCUT
***JXC25458C**	**490.000** 19.2913	**76.000** 2.9921	**3.0** .12					JXC25458C: GROOVE IN OD BACKFACE NO LARGE RIB STRAIGHT OD
				***JXC25458D**	**610.000** 24.0157	**110.000** 4.3307	**3.0** .12	
				JXC25459DB	**130.000** 5.1181	**65.000** 2.5591	**2.0** .08	JXC25458D: SHOULDER ON ID FRONTFACE STEPPED OD FRONTFACE
***XC25468C**	**215.900** 8.5000	**46.038** 1.8125	**3.5** .14					XC25468C: HOLES IN BACKFACE TO UNDERCUT
***JXC25469C**	**49.000** 1.9291	**21.500** .8465	**spcl.** spcl.					JXC25469C: SPECIAL BACKFACE RADIUS
JXC25469CC	**49.000** 1.9291	**24.000** .9449	**2.8** .11					
JXC25479C	**42.000** 1.6535	**19.500** .7677	**3.5** .14					
JXC25479CC	**42.000** 1.6535	**19.500** .7677	**4.0** .16					
JXC25479CD	**42.000** 1.6535	**19.500** .7677	**1.0** .04					
JXC25479CE	**42.000** 1.6535	**19.500** .7677	**4.0** .16					
JXC25479CF	**42.000** 1.6535	**19.500** .7677	**1.0** .04					
JXC25479CG	**42.000** 1.6535	**19.500** .7677	**4.0** .16					
JXC25479CH	**42.000** 1.6535	**19.500** .7677	**1.0** .04					
JXC25479CJ	**39.980** 1.5740	**20.000** .7874	**3.3** .13					
XC25483C	**1397.000** 55.0000	**117.475** 4.6250	**12.2** .48					
				***XC25483D**	**1735.000** 68.3071	**190.500** 7.5000	**3.3** .13	XC25483D: FLANGE ON OD LEFTFACE GROOVE IN OD CENTER
XC25484C	**254.000** 10.0000	**114.300** 4.5000	**3.5** .14					
				***XC25484D**	**498.000** 19.6063	**260.000** 10.2362	**1.5** .06	XC25484D: SHOULDER ON OD RIGHTFACE
				XC25484DA	**521.300** 20.5236	**260.000** 10.2362	**1.5** .06	
XC25486C	**250.825** 9.8750	**20.638** .8125	**2.0** .08					
				XC25486D	**292.100** 11.5000	**15.875** .6250	**2.0** .08	
XC25489C	**1397.000** 55.0000	**117.475** 4.6250	**3.0** .12					

[1]These Maximum Fillet Radii will be cleared by the Cone or Cup Radii.
* See Remarks Column.

NP Parts are made for specific applications.
XC Parts are in limited production.

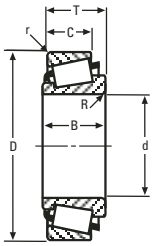

SINGLE ROW

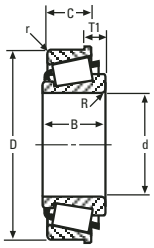

SINGLE ROW WITH FLANGE

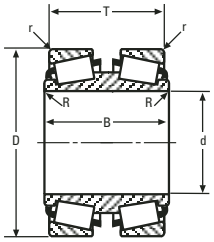

DOUBLE CONE

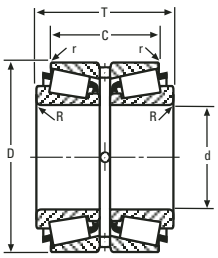

DOUBLE CUP

CONE Number	CONE BORE d	CONE WIDTH B	Max Shaft Fillet Radii R[1]	CUP Number	CUP OUTSIDE DIA D	CUP WIDTH C	Max Hs'ng Fillet Radii r[1]	Remarks
				XC25489D	**1600.000** 62.9921	**46.038** 1.8125	**6.0** .24	
				***XC25493D**	**323.825** 12.7490	**50.800** 2.0000	**.8** .03	XC25493D: HOLES IN RIGHTFACE ASYMMETRICAL BEARING
				XC25601D	**615.950** 24.2500	**59.246** 2.3325	**6.4** .25	
				***XC25601DA**	**615.950** 24.2500	**62.420** 2.4575	**4.6** .18	XC25601DA: SLOTS IN BACKFACE
***XC25607C**	**209.550** 8.2500	**74.612** 2.9375	**1.5** .06					XC25607C: EXTENDED SMALL RIB
				XC25607D	**307.975** 12.1250	**167.483** 6.5938	**1.6** .06	
***XC25611C**	**103.124** 4.0600	**16.510** .6500	**3.5** .14					XC25611C: MADE FROM SPECIAL STEEL
***XC25611CA**	**103.124** 4.0600	**16.510** .6500	**3.5** .14					XC25611CA: MADE FROM SPECIAL STEEL
***XC25611CB**	**103.124** 4.0600	**16.510** .6500	**3.5** .14					XC25611CB: MADE FROM SPECIAL STEEL
				***XC25611D**	**131.318** 5.1700	**12.174** .4793	**4.0** .16	XC25611D: MADE FROM SPECIAL STEEL
				***XC25611DA**	**131.318** 5.1700	**12.174** .4793	**4.0** .16	XC25611DA: MADE FROM SPECIAL STEEL
				***XC25611DB**	**131.318** 5.1700	**12.174** .4793	**4.0** .16	XC25611DB: MADE FROM SPECIAL STEEL
***XC25614C**	**28.575** 1.1250	**15.276** .6014	**3.5** .14					XC25614C: MADE FROM SPECIAL STEEL
				XC25614D	**50.292** 1.9800	**10.749** .4232	**1.3** .05	
***JXC25618C**	**35.000** 1.3780	**18.000** .7087	**1.0** .04					JXC25618C: NO SMALL RIB BROKEN FRONTFACE ID
				***JXC25618D**	**72.000** 2.8346	**44.000** 1.7323	**1.0** .04	NO LARGE RIB STRAIGHT OD
				JXC25619D	**165.000** 6.4961	**28.000** 1.1024	**1.0** .04	JXC25618D: GROOVE IN ID FRONTFACE BROKEN CORNER ON FRONTFACE OD
***XC25619C**	**101.600** 4.0000	**158.750** 6.2500	**.8** .03					HOLES IN OD CENTER
***XC25619CA**	**101.600** 4.0000	**158.750** 6.2500	**.8** .03					XC25619C: HOLES IN OD RIGHTFACE EXTENDED SMALL RIB
JXC25620C	**25.000** .9843	**18.755** .7384	**1.0** .04					XC25619CA: EXTENDED SMALL RIB
				***JXC25620D**	**52.000** 2.0472	**37.000** 1.4567	**spcl.** spcl.	HOLES IN OD RIGHTFACE
				***JXC25620DA**	**52.000** 2.0472	**37.000** 1.4567	**spcl.** spcl.	JXC25620D: SPECIAL CHAMFER ON RIGHTFACE OD SPECIAL CHAMFER ON LEFTFACE OD
XC25626C	**41.275** 1.6250	**28.481** 1.1213	**3.5** .14					JXC25620DA: SPECIAL CHAMFER ON RIGHTFACE OD
				XC25626D	**79.375** 3.1250	**20.193** .7950	**3.3** .13	SPECIAL CHAMFER ON LEFTFACE OD
				***JXC25629D**	**60.000** 2.3622	**13.000** .5118	**1.5** .06	JXC25629D: SHOULDER ON ID FRONTFACE
***JXC25632C**	**80.000** 3.1496	**41.000** 1.6142	**3.0** .12					JXC25632C: NO LARGE RIB SHOULDER ON OD BACKFACE
				***XC25639D**	**152.400** 6.0000	**31.242** 1.2300	**3.3** .13	XC25639D: SHOULDER ON ID BACKFACE
***JXC25640CB**	**30.000** 1.1811	**18.100** .7126	**1.5** .06					JXC25640CB: FRONTFACE CHAMFER
***JXC25640CC**	**30.000** 1.1811	**18.100** .7126	**1.5** .06					JXC25640CC: FRONTFACE CHAMFER
				***JXC25640D**	**62.020** 2.4417	**15.535** .6117	**1.5** .06	JXC25640D: FLANGE ON OD FRONTFACE, BEARING WIDTH IS T1 DIMENSION CHAMFER ON FRONTFACE OD
				***JXC25640DA**	**62.020** 2.4417	**15.535** .6117	**1.5** .06	
***XC25643C**	**50.800** 2.0000	**88.900** 3.5000	**.8** .03					JXC25640DA: FLANGE ON OD FRONTFACE, BEARING WIDTH IS T1 DIMENSION CHAMFER ON FRONTFACE OD
				XC25643D	**88.900** 3.5000	**18.000** .7087	**1.0** .04	

NP Parts are made for specific applications.
XC Parts are in limited production.

[1]These Maximum Fillet Radii will be cleared by the Cone or Cup Radii.
* See Remarks Column.

CONE Number	CONE BORE d	CONE WIDTH B	Max Shaft Fillet Radii R[1]	CUP Number	CUP OUTSIDE DIA D	CUP WIDTH C	Max Hs'ng Fillet Radii r[1]	Remarks
JXC25647C	**64.000** 2.5197	**28.355** 1.1164	**1.5** .06					XC25643C: EXTENDED SMALL RIB
JXC25647CB	**64.025** 2.5206	**28.355** 1.1164	**1.5** .06					
				***JXC25647D**	**117.000** 4.6063	**54.145** 2.1317	**N/A** N/A	JXC25647D: HOLES IN OD CENTER GROOVE IN OD CENTER ASYMMETRICAL - TWO SERIES BEARING
				***JXC25647DA**	**117.000** 4.6063	**58.640** 2.3087	**N/A** N/A	
JXC25648C	**64.000** 2.5197	**23.535** .9266	**1.5** .06					JXC25647DA: ASYMMETRICAL - TWO SERIES BEARING HOLES IN OD CENTER GROOVE IN OD CENTER
JXC25648CA	**70.000** 2.7559	**23.535** .9266	**1.5** .06					
***JXC25662C**	**32.000** 1.2598	**29.500** 1.1614	**.8** .03					JXC25662C: FRONTFACE CHAMFER
***JXC25663CA**	**70.000** 2.7559	**40.000** 1.5748	**3.0** .12					JXC25663CA: FRONTFACE CHAMFER
				JXC25663DA	**150.000** 5.9055	**31.750** 1.2500	**.5** .02	JXC25665CA: FRONTFACE CHAMFER
***JXC25665CA**	**28.000** 1.1024	**32.000** 1.2598	**2.5** .10					JXC25665CC: FRONTFACE CHAMFER
***JXC25665CC**	**28.000** 1.1024	**32.000** 1.2598	**2.5** .10					JXC25668CA: SPECIAL FRONTFACE RADIUS SPECIAL BACKFACE RADIUS
***JXC25668CA**	**38.000** 1.4961	**18.000** .7087	**spcl.** spcl.					
				JXC25668D	**74.000** 2.9134	**16.500** .6496	**2.0** .08	
XC25672CB	**129.967** 5.1168	**74.500** 2.9331	**1.5** .06					
				***XC25672DA**	**239.873** 9.4438	**160.000** 6.2992	**spcl.** spcl.	XC25672DA: SPECIAL RADIUS ON RIGHTFACE OD HOLES IN OD CENTER SPECIAL RADIUS ON LEFTFACE OD
***JXC25678CA**	**55.000** 2.1654	**23.000** .9055	**3.0** .12					
				***JXC25678D**	**90.000** 3.5433	**17.500** .6890	**1.5** .06	JXC25678CA: FRONTFACE CHAMFER
***JXC25679CB**	**110.000** 4.3307	**38.000** 1.4961	**6.5** .26					JXC25678D: FLANGE ON OD FRONTFACE, BEARING WIDTH IS T1 DIMENSION SPECIAL RADIUS ON FRONTFACE OD
				***XC25685DB**	**457.098** 17.9960	**36.551** 1.4390	**.5** .02	
				XC25685DD	**457.098** 17.9960	**41.051** 1.6162	**3.3** .13	JXC25679CB: FRONTFACE CHAMFER
				***XC25685DE**	**457.098** 17.9960	**61.397** 2.4172	**3.3** .13	XC25685DB: SHOULDER ON OD BACKFACE
***JXC25690C**	**45.000** 1.7717	**27.000** 1.0630	**2.5** .10					XC25685DE: GROOVE IN OD CENTER
				JXC25690DA	**110.000** 4.3307	**22.000** .8661	**2.0** .08	SHOULDER ON ID BACKFACE
				***JXC25690DC**	**110.000** 4.3307	**23.000** .9055	**2.0** .08	JXC25690C: FRONTFACE CHAMFER
XC25697CA	**142.875** 5.6250	**45.245** 1.7813	**2.5** .10					JXC25690DC: FLANGE ON OD FRONTFACE, BEARING WIDTH IS T1 DIMENSION
				XC25697D	**206.375** 8.1250	**34.529** 1.3594	**3.3** .13	
				XC25700DA	**152.400** 6.0000	**35.100** 1.3819	**3.3** .13	
				JXC25702D	**140.000** 5.5118	**28.000** 1.1024	**.4** .01	
***JXC25712C**	**80.000** 3.1496	**29.000** 1.1417	**1.5** .06					JXC25712C: FRONTFACE CHAMFER
***JXC25712CB**	**80.000** 3.1496	**29.000** 1.1417	**5.3** .21					JXC25712CB: FRONTFACE CHAMFER
				JXC25712D	**125.000** 4.9213	**22.000** .8661	**1.5** .06	
***JXC25715C**	**40.000** 1.5748	**38.000** 1.4961	**2.5** .10					JXC25715C: FRONTFACE CHAMFER

[1]These Maximum Fillet Radii will be cleared by the Cone or Cup Radii.
* See Remarks Column.

NP Parts are made for specific applications.
XC Parts are in limited production.

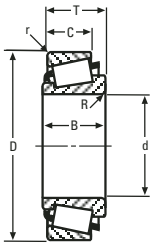

SINGLE ROW

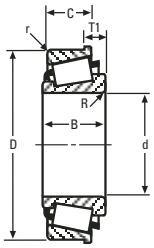

SINGLE ROW WITH FLANGE

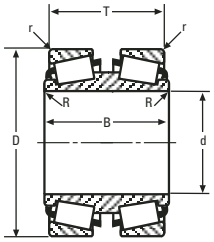

DOUBLE CONE

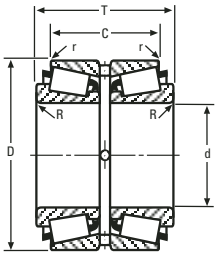

DOUBLE CUP

CONE Number	CONE BORE d	CONE WIDTH B	Max Shaft Fillet Radii R[1]	CUP Number	CUP OUTSIDE DIA D	CUP WIDTH C	Max Hs'ng Fillet Radii r[1]	Remarks
*JXC25716C	75.000 2.9528	25.000 .9843	1.5 .06					JXC25716C: FRONTFACE CHAMFER
				*JXC25716CA	75.000 2.9528	25.000 .9843	4.0 .16	JXC25716CA: FRONTFACE CHAMFER
				JXC25716D	115.000 4.5276	19.000 .7480	1.5 .06	
				*XC25717D	69.474 2.7352	22.225 .8750	1.5 .06	XC25717D: FLANGE ON OD FRONTFACE, BEARING WIDTH IS T1 DIMENSION SPECIAL RADIUS ON FRONTFACE OD
*JXC25723C	70.000 2.7559	37.000 1.4567	2.0 .08					
*JXC25723CA	68.000 2.6772	55.305 2.1773	2.0 .08					JXC25723C: FRONTFACE CHAMFER
*JXC25723CB	68.000 2.6772	60.000 2.3622	spcl. spcl.					JXC25723CA: GROOVE IN ID FRONTFACE
*JXC25723CC	68.200 2.6850	60.000 2.3622	8.0 .32					JXC25723CB: SPECIAL BACKFACE RADIUS
				JXC25723D	120.000 4.7244	29.000 1.1417	1.5 .06	FRONTFACE CHAMFER GROOVE IN ID FRONTFACE
*XC25727C	146.050 5.7500	41.900 1.6496	3.5 .14					JXC25723CC: GROOVE IN ID FRONTFACE
				*XC25727D	203.200 8.0000	38.100 1.5000	3.5 .14	XC25727C: MADE FROM VACUUM MELT STEEL
				XC25736D	495.554 19.5100	88.900 3.5000	6.4 .25	XC25727D: MADE FROM VACUUM MELT STEEL
*JXC25739CA	55.000 2.1654	31.000 1.2205	3.0 .12					JXC25739CA: FRONTFACE CHAMFER
				JXC25739D	115.000 4.5276	23.500 .9252	3.0 .12	
*JXC25743C	45.975 1.8100	22.750 .8957	2.3 .09					JXC25743C: FRONTFACE CHAMFER
				JXC25743D	83.500 3.2874	17.500 .6890	1.5 .06	
*XC25745C	76.200 3.0000	7.620 .3000	1.3 .05					XC25745C: FRONTFACE CHAMFER NO SMALL RIB
				XC25745D	98.425 3.8750	7.145 .2813	1.3 .05	
XC25750C	90.000 3.5433	22.000 .8661	1.5 .06					
				*XC25750DA	135.000 5.3150	39.000 1.5354	.5 .02	XC25750DA: GROOVE IN OD CENTER HOLES IN OD CENTER
				*XC25756D	144.633 5.6942	44.846 1.7656	spcl. spcl.	XC25756D: SPECIAL RADIUS ON RIGHTFACE OD
*JXC25763C	50.000 1.9685	23.000 .9055	3.0 .12					SPECIAL RADIUS ON LEFTFACE OD SPHERICAL OD
				JXC25763D	95.000 3.7402	19.000 .7480	1.5 .06	HOLES IN OD CENTER
*XC25767CA	142.024 5.5915	15.969 .6287	spcl. spcl.					JXC25763C: FRONTFACE CHAMFER
				*XC25767DA	191.834 7.5525	35.116 1.3825	1.2 .04	XC25767CA: BACKFACE CHAMFER FRONTFACE CHAMFER
*XC25768CA	151.973 5.9832	15.016 .5912	5.3 .21					NO SMALL RIB
				*XC25768DA	197.957 7.7936	10.485 .4128	5.5 .22	XC25767DA: CHAMFER ON FRONTFACE OD CHAMFER ON BACKFACE OD
*JXC25769C	50.000 1.9685	29.000 1.1417	6.0 .24					THREADED OD FRONTFACE
				*XC25772D	237.249 9.3405	73.914 2.9100	spcl. spcl.	XC25768CA: NO SMALL RIB
*JXC25779C	55.000 2.1654	25.165 .9908	1.5 .06					XC25768DA: BROKEN CORNER ON FRONTFACE OD
				XC25779D	96.838 3.8125	15.875 .6250	.8 .03	JXC25769C: FRONTFACE CHAMFER
JXC25780C	40.000 1.5748	24.700 .9724	1.5 .06					XC25772D: HOLES IN OD CENTER SPHERICAL OD
				*JXC25780D	95.000 3.7402	39.800 1.5669	1.5 .06	SPECIAL RADIUS ON LEFTFACE OD SPECIAL RADIUS ON RIGHTFACE OD

NP Parts are made for specific applications.
XC Parts are in limited production.

[1]These Maximum Fillet Radii will be cleared by the Cone or Cup Radii.
* See Remarks Column.

CONE			Max Shaft Fillet Radii	CUP			Max Hs'ng Fillet Radii	Remarks
Number	BORE d	WIDTH B	R[1]	Number	OUTSIDE DIA D	WIDTH C	r[1]	
***JXC25784C**	**28.000** 1.1024	**35.800** 1.4094	**2.5** .10					JXC25779C: EXTENDED SMALL RIB
				***XC25789D**	**177.800** 7.0000	**48.293** 1.9013	**spcl.** spcl.	JXC25780D: FLANGE ON OD RIGHTFACE
***JXC25799C**	**90.000** 3.5433	**16.000** .6299	**1.0** .04					ASYMMETRICAL - TWO SERIES BEARING SHOULDER ON OD LEFTFACE
				JXC25799D	**115.020** 4.5283	**8.815** .3471	**1.0** .04	JXC25784C: FRONTFACE CHAMFER
				***JXC25806D**	**100.000** 3.9370	**21.000** .8268	**1.5** .06	XC25789D: SPECIAL RADIUS ON RIGHTFACE OD
XC25820C	**433.388** 17.0625	**27.783** 1.0938	**.8** .03					SPHERICAL OD HOLES IN OD CENTER
				***XC25820D**	**485.775** 19.1250	**21.433** .8438	**3.3** .13	SPECIAL RADIUS ON LEFTFACE OD
XC25823C	**234.848** 9.2460	**50.008** 1.9688	**3.5** .14					JXC25799C: FRONTFACE CHAMFER EXTENDED LARGE RIB
				***XC25823D**	**311.150** 12.2500	**33.338** 1.3125	**3.3** .13	JXC25806D: FLANGE ON OD FRONTFACE, BEARING WIDTH IS T1 DIMENSION
XC25824C	**76.200** 3.0000	**53.183** 2.0938	**3.5** .14					
***XC25831CB**	**149.967** 5.9042	**70.000** 2.7559	**3.0** .12					XC25820D: GROOVE IN ID FRONTFACE
				***XC25831DA**	**249.872** 9.8375	**160.000** 6.2992	**N/A** N/A	SHOULDER ON ID FRONTFACE
				***XC25862D**	**152.425** 6.0010	**53.183** 2.0938	**N/A** N/A	XC25823D: FLANGE ON OD FRONTFACE, BEARING WIDTH IS T1 DIMENSION
***XC25868C**	**196.850** 7.7500	**44.450** 1.7500	**3.5** .14					
				***XC25876D**	**130.962** 5.1560	**42.860** 1.6874	**N/A** N/A	XC25831CB: FRONTFACE CHAMFER
				***XC25877D**	**185.763** 7.3135	**62.309** 2.4531	**N/A** N/A	XC25831DA: GROOVE IN OD CENTER
				***XC25880D**	**223.838** 8.8125	**84.930** 3.3437	**N/A** N/A	XC25862D: SPHERICAL OD HOLES IN OD CENTER
				***XC25888D**	**201.612** 7.9375	**75.408** 2.9688	**N/A** N/A	XC25868C: EXTENDED SMALL RIB
				***XC25889D**	**293.726** 11.5640	**113.508** 4.4688	**N/A** N/A	XC25876D: HOLES IN OD CENTER
				***XC25890D**	**349.225** 13.7490	**120.650** 4.7500	**N/A** N/A	SPHERICAL OD
				NP002293	**100.000** 3.9370	**26.990** 1.0625	**.8** .03	XC25877D: HOLES IN OD CENTER SPHERICAL OD
NP005797	**190.500** 7.5000	**46.833** 1.8438	**3.5** .14					XC25880D: HOLES IN OD CENTER
NP006115	**71.438** 2.8125	**36.512** 1.4375	**3.5** .14					SPHERICAL OD
NP006327	**75.000** 2.9528	**51.000** 2.0079	**3.0** .12					XC25888D: SPHERICAL OD HOLES IN OD CENTER
NP008789	**119.957** 4.7227	**57.500** 2.2638	**1.5** .06					XC25889D: HOLES IN OD CENTER
NP008806	**266.700** 10.5000	**109.538** 4.3125	**1.5** .06					SPHERICAL OD
***NP009805**	**38.100** 1.5000	**29.771** 1.1721	**.8** .03					XC25890D: SPHERICAL OD HOLES IN OD CENTER
				NP016286	**82.550** 3.2500	**23.020** .9063	**3.3** .13	NP009805: FRONTFACE CHAMFER
				NP024261	**140.000** 5.5118	**28.575** 1.1250	**3.5** .14	
***NP027538**	**25.000** .9843	**22.000** .8661	**1.0** .04					NP027538: FRONTFACE CHAMFER
***NP030633**	**90.000** 3.5433	**62.755** 2.4706	**10.0** .39					NP030633: EXTENDED SMALL RIB GROOVE IN ID FRONTFACE
				NP030857	**90.000** 3.5433	**22.855** .8999	**1.5** .06	SHOULDER ON OD BACKFACE
***NP033571**	**127.000** 5.0000	**46.830** 1.8437	**3.5** .14					NP033571: EXTENDED LARGE RIB

[1]These Maximum Fillet Radii will be cleared by the Cone or Cup Radii.
* See Remarks Column.

NP Parts are made for specific applications.
XC Parts are in limited production.

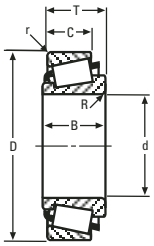

SINGLE ROW

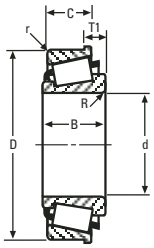

SINGLE ROW WITH FLANGE

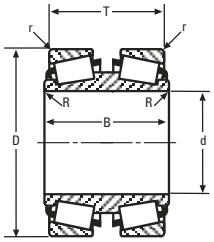

DOUBLE CONE

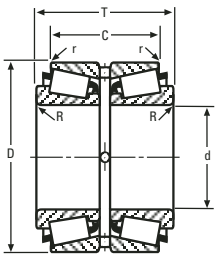

DOUBLE CUP

CONE Number	CONE BORE d	CONE WIDTH B	Max Shaft Fillet Radii R[1]	CUP Number	CUP OUTSIDE DIA D	CUP WIDTH C	Max Hs'ng Fillet Radii r[1]	Remarks
				***NP035457**	**244.874** 9.6407	**170.000** 6.6929	**N/A** N/A	NP035457: GROOVE IN OD CENTER
				***NP037463**	**90.000** 3.5433	**27.000** 1.0630	**1.5** .06	NP037463: KEYWAY IN OD BACKFACE
NP050871	**50.000** 1.9685	**28.000** 1.1024	**.8** .03					
				NP052626	**112.712** 4.4375	**19.050** .7500	**3.3** .13	
NP057427	**45.000** 1.7717	**30.045** 1.1829	**2.5** .10					
***NP062901**	**82.000** 3.2283	**36.100** 1.4212	**10.0** .39					NP062901: FRONTFACE CHAMFER
				***NP063979**	**482.600** 19.0000	**107.950** 4.2500	**1.5** .06	NP063979: HOLES IN OD CENTER GROOVE IN OD CENTER
NP064953	**50.800** 2.0000	**26.909** 1.0594	**3.5** .14					
NP069631	**200.000** 7.8740	**27.783** 1.0938	**5.0** .20					
NP076564	**101.600** 4.0000	**57.531** 2.2650	**8.0** .31					
NP079516	**482.000** 18.9764	**160.000** 6.2992	**3.3** .13					
NP083847	**500.000** 19.6850	**156.210** 6.1500	**15.0** .59					
				***NP089873**	**355.600** 14.0000	**101.600** 4.0000	**1.5** .06	NP089873: HOLES IN OD CENTER GROOVE IN OD CENTER
***NP097363**	**39.688** 1.5625	**40.386** 1.5900	**3.5** .14					NP097363: FRONTFACE CHAMFER
				***NP100371**	**120.000** 4.7244	**42.000** 1.6535	**.8** .03	NP100371: CHAMFER ON LEFTFACE OD CHAMFER ON RIGHTFACE OD
NP101379	**42.070** 1.6563	**40.386** 1.5900	**3.5** .14					
NP102036	**68.262** 2.6875	**21.996** .8660	**5.0** .20					
				***NP106959**	**150.000** 5.9055	**24.000** .9449	**2.0** .08	NP106959: CHAMFER ON FRONTFACE OD FLANGE ON OD FRONTFACE,
				NP106970	**80.000** 3.1496	**15.500** .6102	**1.0** .04	BEARING WIDTH IS T1 DIMENSION
NP108340	**55.562** 2.1875	**36.512** 1.4375	**3.5** .14					
NP108543	**66.675** 2.6250	**38.354** 1.5100	**3.5** .14					
***NP109544**	**27.488** 1.0822	**19.355** .7620	**2.5** .10					NP109544: FRONTFACE CHAMFER
***NP110611**	**510.000** 20.0787	**188.500** 7.4213	**1.5** .06					NP110611: ASYMMETRICAL BEARING
NP111385	**30.112** 1.1855	**20.638** .8125	**.8** .03					NP113315: SHOULDER ON ID FRONTFACE FRONTFACE CHAMFER
***NP113315**	**115.087** 4.5310	**53.180** 2.0937	**3.5** .14					
***NP113645**	**34.925** 1.3750	**18.288** .7200	**spcl.** spcl.					NP113645: SPECIAL BACKFACE RADIUS
***NP113979**	**34.988** 1.3775	**16.764** .6600	**spcl.** spcl.					NP113979: SPECIAL BACKFACE RADIUS
				NP116172	**168.275** 6.6250	**41.275** 1.6250	**3.3** .13	
				NP120899	**260.350** 10.2500	**41.275** 1.6250	**3.3** .13	
				NP122729	**90.000** 3.5433	**23.000** .9055	**2.5** .10	
				NP122954	**212.725** 8.3750	**53.975** 2.1250	**3.3** .13	
NP125626	**50.000** 1.9685	**21.500** .8465	**3.0** .12					
				NP129939	**180.975** 7.1250	**25.400** 1.0000	**3.3** .13	

NP Parts are made for specific applications.
XC Parts are in limited production.

[1]These Maximum Fillet Radii will be cleared by the Cone or Cup Radii.
* See Remarks Column.

CONE			Max Shaft Fillet Radii	CUP			Max Hs'ng Fillet Radii	Remarks
Number	BORE d	WIDTH B	R[1]	Number	OUTSIDE DIA D	WIDTH C	r[1]	
NP130281	**88.900** 3.5000	**56.363** 2.2190	**3.5** .14					
NP130380	**101.600** 4.0000	**57.531** 2.2650	**8.0** .31					
NP134527	**114.300** 4.5000	**66.675** 2.6250	**7.0** .28					
				***NP137905**	**84.000** 3.3071	**53.000** 2.0866	**spcl.** spcl.	NP137905: SPECIAL CHAMFER ON RIGHTFACE OD SPECIAL CHAMFER ON LEFTFACE OD
NP138515	**27.000** 1.0630	**22.500** .8858	**1.5** .06					
NP138708	**63.500** 2.5000	**30.048** 1.1830	**2.0** .08					
				***NP142179**	**675.000** 26.5748	**63.500** 2.5000	**3.5** .14	NP142179: SLOTS IN BACKFACE
				NP147197	**125.000** 4.9213	**22.000** .8661	**1.5** .06	
				NP153717	**42.862** 1.6875	**9.525** .3750	**1.5** .06	
				NP156827	**152.400** 6.0000	**30.162** 1.1875	**3.3** .13	
NP159006	**23.812** .9375	**21.463** .8450	**1.5** .06					
				NP159648	**127.000** 5.0000	**26.988** 1.0625	**3.3** .13	
***NP168674**	**479.425** 18.8750	**128.587** 5.0625	**6.4** .25					NP168674: SLOTS IN BACKFACE
NP174018	**96.838** 3.8125	**28.971** 1.1406	**3.5** .14					
				NP177400	**68.000** 2.6772	**14.500** .5709	**1.5** .06	
NP177778	**66.675** 2.6250	**38.354** 1.5100	**3.5** .14					
NP179928	**76.200** 3.0000	**46.038** 1.8125	**3.5** .14					
				NP183151	**140.000** 5.7087	**27.000** 1.0630	**2.5** .10	
NP183776	**28.500** 1.1220	**14.730** .5800	**1.0** .04					
				NP188393	**127.000** 5.0000	**26.988** 1.0625	**3.3** .13	
***NP189575**	**68.262** 2.6875	**39.688** 1.5625	**3.5** .14					NP189575: FRONTFACE CHAMFER
				NP194962	**50.292** 1.9800	**10.668** .4200	**1.3** .05	
				NP199047	**104.775** 4.1250	**28.575** 1.1250	**3.3** .13	
NP201810	**63.500** 2.5000	**56.007** 2.2050	**4.3** .17					NP202138: FRONTFACE CHAMFER
***NP202138**	**152.400** 6.0000	**66.675** 2.6250	**7.0** .28					
NP202653	**33.338** 1.3125	**28.575** 1.1250	**.8** .03					
***NP203305**	**65.000** 2.5591	**31.000** 1.2205	**2.0** .08					NP203305: FRONTFACE CHAMFER
NP208481	**152.400** 6.0000	**46.830** 1.8437	**3.5** .14					
				***NP212181**	**80.000** 3.1496	**12.500** .4921	**1.0** .04	NP212181: FLANGE ON OD FRONTFACE, BEARING WIDTH IS T1 DIMENSION
NP212764	**85.000** 3.3465	**29.000** 1.1417	**3.0** .12					
				NP218183	**149.225** 5.8750	**44.450** 1.7500	**3.3** .13	
***NP223588**	**34.925** 1.3750	**18.288** .7200	**spcl.** spcl.					NP223588: SPECIAL BACKFACE RADIUS
				NP224557	**75.500** 2.9724	**14.732** .5800	**.8** .03	

[1]These Maximum Fillet Radii will be cleared by the Cone or Cup Radii.
* See Remarks Column.

NP Parts are made for specific applications.
XC Parts are in limited production.

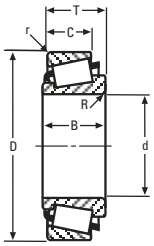

SINGLE ROW

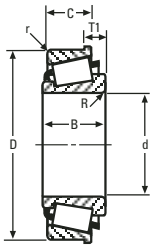

SINGLE ROW WITH FLANGE

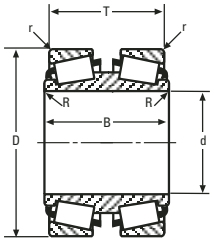

DOUBLE CONE

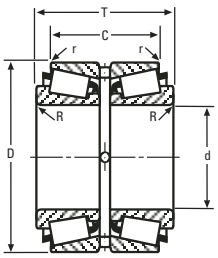

DOUBLE CUP

CONE Number	CONE BORE d	CONE WIDTH B	Max Shaft Fillet Radii R[1]	CUP Number	CUP OUTSIDE DIA D	CUP WIDTH C	Max Hs'ng Fillet Radii r[1]	Remarks
				***NP224896**	**42.862** 1.6875	**9.525** .3750	**1.5** .06	NP224896: BROKEN CORNER ON FRONTFACE OD
				NP227619	**55.000** 2.1654	**13.000** .5118	**1.0** .04	
***NP228079**	**50.000** 1.9685	**41.000** 1.6142	**1.5** .06					NP228079: FRONTFACE CHAMFER
NP230343	**355.600** 14.0000	**128.587** 5.0625	**1.5** .06					
				NP230788	**346.075** 13.6250	**50.800** 2.0000	**6.4** .25	
NP233968	**133.350** 5.2500	**46.038** 1.8125	**3.5** .14					
				***NP235483**	**114.300** 4.5000	**34.925** 1.3750	**3.3** .13	NP235483: FLANGE ON OD FRONTFACE, BEARING WIDTH IS T1 DIMENSION
				NP235899	**72.000** 2.8346	**19.485** .7672	**1.5** .06	
***NP238787**	**333.375** 13.1250	**90.488** 3.5625	**6.4** .25					NP238787: KEYWAY IN ID FRONTFACE
***NP239427**	**165.087** 6.4995	**88.392** 3.4800	**1.5** .06					NP239427: EXTENDED LARGE RIB EXTENDED SMALL RIB
				NP241715	**200.000** 7.8740	**34.925** 1.3750	**3.3** .13	
NP242161	**100.000** 3.9370	**46.000** 1.8110	**3.0** .12					
				***NP243097**	**655.000** 25.7874	**65.000** 2.5591	**3.3** .13	NP243097: HOLES IN BACKFACE
NP245592	**90.488** 3.5625	**48.260** 1.9000	**3.5** .14					
NP251532	**80.000** 3.1496	**28.000** 1.1024	**.5** .02					
NP252845	**41.275** 1.6250	**19.812** .7800	**3.5** .14					
***NP253527**	**101.600** 4.0000	**68.000** 2.6772	**8.0** .31					NP253527: FRONTFACE CHAMFER SLOTS IN FRONTFACE
				NP256087	**140.000** 5.7087	**24.000** .9449	**1.5** .06	
				***NP259680**	**65.088** 2.5625	**15.875** .6250	**1.5** .06	NP259680: KEYWAY IN OD BACKFACE
				NP261254	**358.775** 14.1250	**53.975** 2.1250	**3.3** .13	
				NP264596	**190.500** 7.5000	**46.038** 1.8125	**1.5** .06	
NP264845	**101.600** 4.0000	**57.531** 2.2650	**8.0** .31					
				***NP266168**	**655.000** 25.7874	**65.000** 2.5591	**3.3** .13	NP266168: HOLES IN BACKFACE
				NP266492	**110.000** 4.3307	**18.824** .7411	**1.3** .05	
***NP268853**	**50.000** 1.9685	**41.000** 1.6142	**1.5** .06					NP268853: FRONTFACE CHAMFER
***NP273081**	**101.600** 4.0000	**63.500** 2.5000	**8.0** .31					NP273081: FRONTFACE CHAMFER SHOULDER ON ID FRONTFACE
***NP275832**	**45.000** 1.7717	**26.500** 1.0433	**3.5** .14					NP275832: FRONTFACE CHAMFER
NP282175	**25.000** .9843	**16.000** .6299	**1.0** .04					
				NP282407	**80.000** 3.1496	**17.826** .7018	**1.3** .05	
				***NP285161**	**69.474** 2.7352	**22.225** .8750	**1.5** .06	NP285161: SPECIAL RADIUS ON FRONTFACE OD FLANGE ON OD FRONTFACE,
				NP290596	**168.275** 6.6250	**41.275** 1.6250	**3.3** .13	BEARING WIDTH IS T1 DIMENSION
				NP292535	**679.450** 26.7500	**101.600** 4.0000	**6.4** .25	
NP294742	**45.000** 1.7717	**20.000** .7874	**1.5** .06					

NP Parts are made for specific applications.
XC Parts are in limited production.

[1]These Maximum Fillet Radii will be cleared by the Cone or Cup Radii.
* See Remarks Column.

CONE Number	CONE BORE d	CONE WIDTH B	Max Shaft Fillet Radii R[1]	CUP Number	CUP OUTSIDE DIA D	CUP WIDTH C	Max Hs'ng Fillet Radii r[1]	Remarks
				NP294963	**59.974** 2.3612	**11.938** .4700	**1.3** .05	
NP296458	**203.200** 8.0000	**57.945** 2.2813	**9.7** .38					
NP297576	**41.275** 1.6250	**19.812** .7800	**3.5** .14					
***NP298271**	**55.000** 2.1654	**23.000** .9055	**1.5** .06					NP298271: FRONTFACE CHAMFER
				***NP304907**	**140.000** 5.5118	**28.000** 1.1024	**.4** .01	NP304907: FLANGE ON OD FRONTFACE, BEARING WIDTH IS T1 DIMENSION
				NP307444	**180.000** 7.0866	**39.000** 1.5354	**2.5** .10	CHAMFER ON FRONTFACE OD
NP307693	**90.000** 3.5433	**34.000** 1.3386	**3.0** .12					
***NP307772**	**55.000** 2.1654	**23.000** .9055	**1.5** .06					NP307772: FRONTFACE CHAMFER
***NP307784**	**35.000** 1.3780	**18.000** .7087	**1.0** .04					NP307784: FRONTFACE CHAMFER
NP309336	**80.000** 3.1496	**34.000** 1.3386	**3.0** .12					
				NP312529	**82.000** 3.2283	**17.000** .6693	**2.0** .08	
NP313363	**76.200** 3.0000	**56.363** 2.2190	**6.4** .25					
NP313972	**70.000** 2.7559	**42.000** 1.6535	**3.0** .12					
				NP315658	**190.500** 7.5000	**46.038** 1.8125	**3.3** .13	
***NP315939**	**100.000** 3.9370	**39.000** 1.5354	**6.0** .24					NP315939: FRONTFACE CHAMFER
				NP316098	**82.000** 3.2283	**17.000** .6693	**2.0** .08	
***NP316592**	**35.000** 1.3780	**18.000** .7087	**3.3** .13					NP316592: FRONTFACE CHAMFER
				NP317251	**148.430** 5.8437	**21.433** .8438	**3.0** .12	
				NP317439	**79.375** 3.1250	**23.812** .9375	**3.3** .13	
				***NP319428**	**253.957** 9.9983	**144.018** 5.6700	**1.0** .04	NP319428: CHAMFER ON LEFTFACE OD ASYMMETRICAL BEARING
***NP323058**	**105.000** 4.1339	**43.000** 1.6929	**6.0** .24					CHAMFER ON RIGHTFACE OD GROOVE IN OD CENTER
				NP329140	**122.238** 4.8125	**29.718** 1.1700	**3.3** .13	NP323058: FRONTFACE CHAMFER
***NP331550**	**50.800** 2.0000	**44.450** 1.7500	**3.5** .14					NP331550: FRONTFACE CHAMFER
NP333133	**45.000** 1.7717	**21.625** .8514	**1.0** .04					
				***NP335917**	**249.872** 9.8375	**160.000** 6.2992	**spcl.** spcl.	NP335917: GROOVE IN OD CENTER SPECIAL CHAMFER ON RIGHTFACE OD
***NP342389**	**406.400** 16.0000	**190.500** 7.5000	**3.3** .13					SPECIAL CHAMFER ON LEFTFACE OD
***NP345107**	**145.674** 5.7352	**89.220** 3.5126	**1.5** .06					NP342389: EXTENDED SMALL RIB GROOVE IN ID
***NP351444**	**45.987** 1.8105	**18.000** .7087	**2.3** .09					NP345107: NO SMALL RIB
				NP353162	**280.000** 11.0236	**48.000** 1.8898	**3.5** .14	GROOVE IN OD CENTER INVERTED BEARING
***NP353549**	**35.000** 1.3780	**23.500** .9252	**2.0** .08					TAPERED BORE
				***NP353933**	**68.262** 2.6875	**11.908** .4688	**1.5** .06	NP351444: FRONTFACE CHAMFER
				NP354665	**158.750** 6.2500	**15.875** .6250	**3.3** .13	NP353549: FRONTFACE CHAMFER
				NP354913	**1509.715** 59.4375	**182.865** 7.1994	**12.7** .50	NP353933: SPECIAL RADIUS ON FRONTFACE OD FLANGE ON OD FRONTFACE, BEARING WIDTH IS T1 DIMENSION

[1]These Maximum Fillet Radii will be cleared by the Cone or Cup Radii.
* See Remarks Column.

NP Parts are made for specific applications.
XC Parts are in limited production.

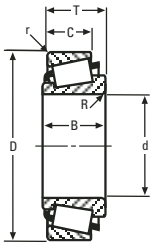

SINGLE ROW

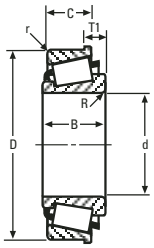

SINGLE ROW WITH FLANGE

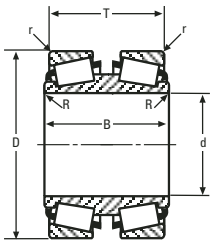

DOUBLE CONE

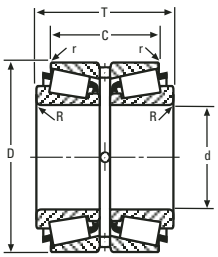

DOUBLE CUP

CONE Number	CONE BORE d	CONE WIDTH B	Max Shaft Fillet Radii R[1]	CUP Number	CUP OUTSIDE DIA D	CUP WIDTH C	Max Hs'ng Fillet Radii r[1]	Remarks
				***NP355383**	**200.000** 7.8740	**34.925** 1.3750	**3.3** .13	
NP358464	**35.000** 1.3780	**18.000** .7087	**1.5** .06					NP355383: FLANGE ON OD FRONTFACE, BEARING WIDTH IS T1 DIMENSION
NP362252	**49.212** 1.9375	**36.512** 1.4375	**3.5** .14					
				NP363867	**122.238** 4.8125	**29.718** 1.1700	**3.3** .13	
				***NP366621**	**220.000** 8.6614	**23.000** .9055	**3.0** .12	NP366621: KEYWAY IN OD BACKFACE
				NP366890	**196.850** 7.7500	**38.100** 1.5000	**3.3** .13	
***NP369824**	**28.000** 1.1024	**17.460** .6875	**3.5** .14					NP369824: FRONTFACE CHAMFER
NP379418	**146.050** 5.7500	**82.550** 3.2500	**6.4** .25					
NP379811	**65.000** 2.5591	**23.000** .9055	**3.0** .12					
				***NP380316**	**635.000** 25.0000	**112.649** 4.4350	**spcl.** spcl.	NP380316: SPECIAL CHAMFER ON BACKFACE OD SPECIAL CHAMFER ON FRONTFACE OD
				NP385281	**655.000** 25.7874	**76.000** 2.9921	**6.5** .26	SHOULDER ON OD FRONTFACE HOLES IN OD FRONTFACE
				***NP387991**	**562.000** 22.1260	**70.000** 2.7559	**4.0** .16	NP387991: HOLES IN BACKFACE
***NP390444**	**31.750** 1.2500	**19.050** .7500	**spcl.** spcl.					NP390444: SPECIAL BACKFACE RADIUS
NP390451	**73.025** 2.8750	**54.229** 2.1350	**3.5** .14					
NP392358	**317.500** 12.5000	**85.725** 3.3750	**3.5** .14					
				NP393593	**196.850** 7.7500	**38.100** 1.5000	**3.3** .13	
				***NP394948**	**635.000** 25.0000	**112.039** 4.4110	**6.4** .25	NP394948: HOLES IN OD FRONTFACE SPECIAL CHAMFER ON FRONTFACE OD
NP398617	**68.262** 2.6875	**46.038** 1.8125	**3.5** .14					CHAMFER ON BACKFACE OD SHOULDER ON OD FRONTFACE
				NP400383	**150.000** 5.9055	**24.000** .9449	**1.0** .04	
***NP401015**	**45.100** 1.7756	**16.100** .6339	**1.0** .04					NP401015: FRONTFACE CHAMFER
				NP401046	**136.525** 5.3750	**38.100** 1.5000	**1.5** .06	
				NP402276	**76.200** 3.0000	**23.020** .9063	**3.3** .13	
				***NP402973**	**72.111** 2.8390	**14.732** .5800	**.8** .03	NP402973: BROKEN CORNER ON FRONTFACE OD
				NP403673	**320.000** 12.5984	**30.000** 1.1811	**3.0** .12	
***NP407977**	**30.000** 1.1811	**16.700** .6575	**.4** .01					NP407977: FRONTFACE CHAMFER
				***NP408197**	**219.873** 8.6564	**155.000** 6.1024	**N/A** N/A	NP408197: GROOVE IN OD CENTER HOLES IN OD CENTER
				NP409741	**140.000** 5.7087	**42.000** 1.6535	**2.5** .10	
***NP412314**	**35.000** 1.3780	**28.000** 1.1024	**1.5** .06					NP412314: FRONTFACE CHAMFER
***NP416359**	**80.000** 3.1496	**29.000** 1.1417	**1.5** .06					NP416359: FRONTFACE CHAMFER
				NP417842	**73.431** 2.8910	**14.732** .5800	**.8** .03	
				NP419272	**50.810** 2.0004	**11.808** .4649	**1.5** .06	
				NP420110	**150.000** 5.9055	**30.000** 1.1811	**2.5** .10	
				NP420308	**77.788** 3.0625	**15.080** .5937	**.8** .03	

NP Parts are made for specific applications.
XC Parts are in limited production.

[1]These Maximum Fillet Radii will be cleared by the Cone or Cup Radii.
* See Remarks Column.

CONE Number	CONE BORE d	CONE WIDTH B	Max Shaft Fillet Radii R[1]	CUP Number	CUP OUTSIDE DIA D	CUP WIDTH C	Max Hs'ng Fillet Radii r[1]	Remarks
				NP421556	**469.900** 18.5000	**71.438** 2.8125	**3.3** .13	
				NP423026	**234.950** 9.2500	**49.212** 1.9375	**3.3** .13	
NP427955	**50.800** 2.0000	**44.475** 1.7510	**.8** .03					
				NP428883	**72.000** 2.8346	**22.000** .8661	**1.5** .06	
				NP430381	**82.931** 3.2650	**17.462** .6875	**.8** .03	
NP430408	**140.000** 5.5118	**33.000** 1.2992	**3.5** .14					
				NP433706	**190.500** 7.5000	**46.038** 1.8125	**1.5** .06	
NP435084	**69.850** 2.7500	**56.363** 2.2190	**3.5** .14					
				NP436465	**76.992** 3.0312	**11.908** .4688	**1.5** .06	
				NP437479	**80.000** 3.1496	**15.500** .6102	**1.0** .04	
NP439027	**101.600** 4.0000	**73.025** 2.8750	**6.4** .25					
***NP440642**	**90.000** 3.5433	**62.755** 2.4706	**10.0** .39					NP440642: SPECIAL SMALL RIB EXTENDED SMALL RIB
				***NP442870**	**139.992** 5.5115	**28.575** 1.1250	**3.3** .13	GROOVE IN ID FRONTFACE
				NP443198	**300.000** 11.8110	**51.000** 2.0079	**2.5** .10	NP442870: FLANGE ON OD FRONTFACE, BEARING WIDTH IS T1 DIMENSION
NP444242	**50.000** 1.9685	**28.000** 1.1024	**3.0** .12					
NP449291	**45.242** 1.7812	**19.842** .7812	**3.5** .14					
				NP453732	**655.000** 25.7874	**76.000** 2.9921	**6.5** .26	
***NP455275**	**55.000** 2.1654	**30.000** 1.1811	**3.0** .12					NP455275: GROOVE IN ID FRONTFACE SHOULDER ON ID FRONTFACE
***NP455350**	**34.988** 1.3775	**18.000** .7087	**spcl.** spcl.					FRONTFACE CHAMFER EXTENDED SMALL RIB
				***NP455898**	**514.350** 20.2500	**52.000** 2.0472	**4.0** .16	NP455350: SPECIAL BACKFACE RADIUS
***NP457202**	**38.100** 1.5000	**29.771** 1.1721	**.8** .03					FRONTFACE CHAMFER
				NP460543	**212.725** 8.3750	**53.975** 2.1250	**3.3** .13	NP455898: HOLES IN BACKFACE
NP461086	**53.700** 2.1142	**31.000** 1.2205	**3.0** .12					NP457202: FRONTFACE CHAMFER
NP463799	**35.000** 1.3780	**23.000** .9055	**1.5** .06					NP468643: EXTENDED SMALL RIB
NP464541	**50.800** 2.0000	**44.450** 1.7500	**3.5** .14					
***NP468643**	**365.600** 14.3937	**140.000** 5.5118	**2.5** .10					
				NP472053	**104.775** 4.1250	**28.575** 1.1250	**3.3** .13	
				NP477660	**47.000** 1.8504	**11.500** .4528	**.6** .03	
***NP479278**	**30.000** 1.1811	**17.000** .6693	**1.0** .04					NP479278: FRONTFACE CHAMFER
NP483022	**49.212** 1.9375	**44.475** 1.7510	**3.5** .14					
***NP483277**	**68.000** 2.6772	**60.870** 2.3964	**.8** .03					NP483277: FRONTFACE CHAMFER EXTENDED SMALL RIB
NP484279	**45.000** 1.7717	**19.840** .7812	**1.8** .07					EXTENDED LARGE RIB
NP492308	**89.974** 3.5423	**40.000** 1.5748	**7.0** .28					

[1]These Maximum Fillet Radii will be cleared by the Cone or Cup Radii.
* See Remarks Column.

NP Parts are made for specific applications.
XC Parts are in limited production.

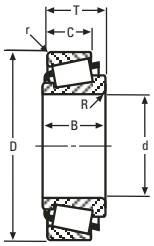

SINGLE ROW

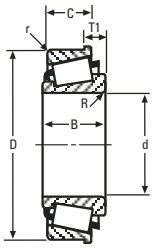

SINGLE ROW WITH FLANGE

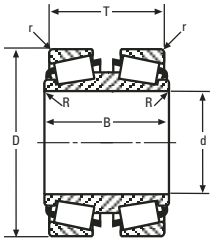

DOUBLE CONE

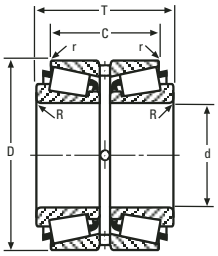

DOUBLE CUP

CONE Number	CONE BORE d	CONE WIDTH B	Max Shaft Fillet Radii R[1]	CUP Number	CUP OUTSIDE DIA D	CUP WIDTH C	Max Hs'ng Fillet Radii r[1]	Remarks
				***NP497563**	**62.000** 2.4409	**14.000** .5512	**1.0** .04	NP497563: BROKEN CORNER ON FRONTFACE OD
NP498093	**107.950** 4.2500	**66.675** 2.6250	**8.0** .31					
				NP498148	**304.800** 12.0000	**57.150** 2.2500	**6.4** .25	
				***NP499336**	**219.873** 8.6564	**155.000** 6.1024	**N/A** N/A	NP499336: GROOVE IN OD CENTER HOLES IN OD CENTER
				***NP510716**	**52.000** 2.0472	**18.000** .7087	**1.0** .04	NP510716: CHAMFER ON FRONTFACE OD
NP512245	**234.950** 9.2500	**49.212** 1.9375	**6.4** .25					
				NP514720	**292.100** 11.5000	**46.038** 1.8125	**3.3** .13	
NP516315	**50.000** 1.9685	**28.000** 1.1024	**3.0** .12					
***NP516946**	**40.000** 1.5748	**33.000** 1.2992	**2.0** .08					NP516946: FRONTFACE CHAMFER
NP518503	**40.483** 1.5938	**28.575** 1.1250	**3.5** .14					
***NP518547**	**78.000** 3.0709	**17.775** .6999	**2.0** .08					NP518547: FRONTFACE CHAMFER
***NP520058**	**116.665** 4.5931	**38.936** 1.5329	**3.5** .14					NP520058: REVERSE TAPERED BORE
				NP520308	**122.238** 4.8125	**36.512** 1.4375	**3.3** .13	
NP522505	**35.000** 1.3780	**28.830** 1.1350	**3.5** .14					
***NP528245**	**70.000** 2.7559	**20.000** .7874	**5.0** .20					NP528245: FRONTFACE CHAMFER
NP531592	**170.000** 6.6929	**53.975** 2.1250	**4.8** .19					
NP535811	**41.275** 1.6250	**19.812** .7800	**3.5** .14					
				***NP536440**	**214.051** 8.4272	**236.000** 9.2913	**N/A** N/A	NP536440: CHAMFER ON LEFTFACE OD CHAMFER ON RIGHTFACE OD
				***NP540329**	**263.525** 10.3750	**166.675** 6.5620	**spcl.** spcl.	ASYMMETRICAL BEARING FLANGE ON OD CENTER
				NP542200	**114.300** 4.5000	**34.925** 1.3750	**3.3** .13	HOLES IN CENTER FLANGE
***NP545492**	**90.000** 3.5433	**62.755** 2.4706	**10.0** .39					NP540329: SPECIAL CHAMFER ON LEFTFACE OD SPECIAL CHAMFER ON RIGHTFACE OD
				NP549434	**122.238** 4.8125	**29.718** 1.1700	**3.3** .13	NP545492: SPECIAL SMALL RIB GROOVE IN ID FRONTFACE EXTENDED SMALL RIB
***NP555508**	**1139.825** 44.8750	**461.960** 18.1875	**4.8** .19					
NP557248	**95.000** 3.7402	**32.000** 1.2598	**2.0** .08					NP555508: ASYMMETRICAL BEARING
				NP560412	**171.450** 6.7500	**31.750** 1.2500	**3.3** .13	
NP561514	**40.988** 1.6137	**18.000** .7087	**.8** .03					
NP561905	**247.650** 9.7500	**63.500** 2.5000	**6.4** .25					
***NP562664**	**39.688** 1.5625	**40.386** 1.5900	**1.3** .05					NP562664: FRONTFACE CHAMFER
NP573074	**79.985** 3.1490	**36.098** 1.4212	**3.5** .14					
NP575780	**53.700** 2.1142	**36.678** 1.4440	**3.5** .14					
***NP576479**	**85.000** 3.3465	**28.000** 1.1024	**2.5** .10					NP576479: FRONTFACE CHAMFER
***NP586296**	**32.000** 1.2598	**29.500** 1.1614	**.8** .03					NP586296: FRONTFACE CHAMFER
				***NP587110**	**150.000** 5.9055	**47.000** 1.8504	**.8** .03	NP587110: CHAMFER ON LEFTFACE OD CHAMFER ON RIGHTFACE OD

NP Parts are made for specific applications.
XC Parts are in limited production.

[1]These Maximum Fillet Radii will be cleared by the Cone or Cup Radii.
* See Remarks Column.

CONE Number	CONE BORE d	CONE WIDTH B	Max Shaft Fillet Radii R[1]	CUP Number	CUP OUTSIDE DIA D	CUP WIDTH C	Max Hs'ng Fillet Radii r[1]	Remarks
				NP592766	**75.000** 2.9528	**15.500** .6102	**1.5** .06	
				***NP594918**	**59.530** 2.3437	**18.288** .7200	**1.5** .06	NP594918: KEYWAY IN OD BACKFACE
				***NP595979**	**100.000** 3.9370	**37.000** 1.4567	**N/A** N/A	NP595979: CHAMFER ON RIGHTFACE OD CHAMFER ON LEFTFACE OD
				NP597926	**100.000** 3.9370	**36.510** 1.4375	**.8** .03	
NP599945	**133.350** 5.2500	**63.500** 2.5000	**9.7** .38					
NP600001	**85.000** 3.3465	**28.000** 1.1024	**2.5** .10					
NP600920	**119.957** 4.7227	**57.500** 2.2638	**1.5** .06					
***NP601751**	**66.675** 2.6250	**21.996** .8660	**3.5** .14					NP601751: FRONTFACE CHAMFER
				NP603591	**73.025** 2.8750	**23.020** .9063	**3.3** .13	
NP606435	**117.475** 4.6250	**31.750** 1.2500	**8.0** .31					
				NP607075	**110.000** 4.3307	**18.824** .7411	**1.3** .05	
				NP611161	**74.976** 2.9518	**14.000** .5512	**1.5** .06	
				NP614635	**120.000** 4.7244	**26.195** 1.0313	**3.3** .13	
				NP621715	**447.675** 17.6250	**68.262** 2.6875	**3.3** .13	
***NP622187**	**30.000** 1.1811	**17.000** .6693	**1.0** .04					NP622187: FRONTFACE CHAMFER
***NP623529**	**37.000** 1.4567	**38.000** 1.4961	**2.0** .08					NP623529: FRONTFACE CHAMFER EXTENDED LARGE RIB
NP624111	**180.000** 7.0866	**64.000** 2.5197	**3.5** .14					
NP626468	**50.000** 1.9685	**20.000** .7874	**3.5** .14					
				NP628202	**250.000** 9.8425	**37.000** 1.4567	**2.5** .10	
				***NP631090**	**234.950** 9.2500	**114.300** 4.5000	**1.5** .06	NP631090: GROOVE IN OD CENTER HOLES IN OD CENTER
NP636046	**25.400** 1.0000	**23.114** .9100	**.8** .03					
***NP638318**	**25.000** .9843	**15.000** .5906	**1.0** .04					NP638318: FRONTFACE CHAMFER
				***NP638413**	**108.000** 4.2520	**29.250** 1.1516	**.5** .02	NP638413: FLANGE ON OD FRONTFACE, BEARING WIDTH IS T1 DIMENSION
***NP639164**	**385.762** 15.1875	**158.750** 6.2500	**3.3** .13					
				NP645406	**64.976** 2.5581	**14.000** .5512	**1.3** .05	NP639164: ASYMMETRICAL BEARING
				***NP646130**	**90.000** 3.5433	**49.000** 1.9291	**1.5** .06	NP646130: ASYMMETRICAL - TWO SERIES BEARING GROOVE IN OD LEFTFACE
				NP646352	**50.005** 1.9687	**13.970** .5500	**1.3** .05	FLANGE ON OD RIGHTFACE CHAMFER ON RIGHTFACE OD
				NP646664	**80.000** 3.1496	**25.000** .9843	**1.5** .06	CHAMFER ON LEFTFACE OD
				NP659482	**65.088** 2.5625	**13.970** .5500	**1.3** .05	NP660452: CHAMFER ON RIGHTFACE OD CHAMFER ON LEFTFACE OD
				***NP660452**	**80.000** 3.1496	**30.000** 1.1811	**N/A** N/A	
NP660566	**133.350** 5.2500	**46.038** 1.8125	**3.5** .14					
***NP660946**	**550.000** 21.6535	**150.000** 5.9055	**3.5** .14					NP660946: GROOVE IN ID

[1]These Maximum Fillet Radii will be cleared by the Cone or Cup Radii.
* See Remarks Column.

NP Parts are made for specific applications.
XC Parts are in limited production.

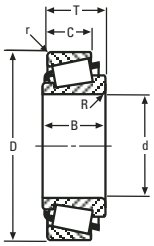

SINGLE ROW

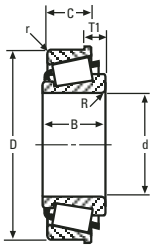

SINGLE ROW WITH FLANGE

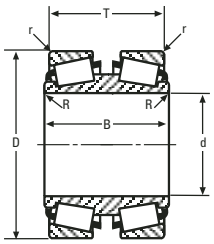

DOUBLE CONE

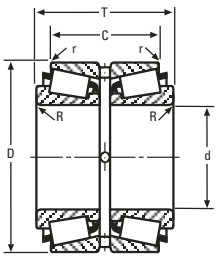

DOUBLE CUP

CONE Number	CONE BORE d	CONE WIDTH B	Max Shaft Fillet Radii R[1]	CUP Number	CUP OUTSIDE DIA D	CUP WIDTH C	Max Hs'ng Fillet Radii r[1]	Remarks
				NP665055	**190.500** 7.5000	**46.038** 1.8125	**3.3** .13	
				NP666842	**68.000** 2.6772	**15.400** .6063	**1.5** .06	
***NP667587**	**73.000** 2.8740	**37.000** 1.4567	**2.0** .08					NP667587: FRONTFACE CHAMFER
				NP669027	**180.095** 7.0903	**39.000** 1.5354	**2.5** .10	
				***NP669820**	**190.500** 7.5000	**46.038** 1.8125	**3.3** .13	NP669820: FLANGE ON OD FRONTFACE, BEARING WIDTH IS T1 DIMENSION
NP672869	**101.600** 4.0000	**66.675** 2.6250	**7.0** .28					
***NP673108**	**99.974** 3.9360	**42.000** 1.6535	**5.0** .20					NP673108: FRONTFACE CHAMFER
				NP673396	**72.000** 2.8346	**19.000** .7480	**1.5** .06	
				NP673724	**222.250** 8.7500	**34.925** 1.3750	**1.5** .06	
NP673791	**15.875** .6250	**14.288** .5625	**1.5** .06					
				NP674072	**130.000** 5.1181	**26.000** 1.0236	**2.5** .10	
NP674634	**69.850** 2.7500	**25.400** 1.0000	**1.5** .06					
				NP679557	**250.825** 9.8750	**50.800** 2.0000	**6.4** .25	
				NP681655	**90.000** 3.5433	**23.000** .9055	**2.5** .10	
NP681933	**65.088** 2.5625	**46.038** 1.8125	**3.5** .14					
NP686631	**120.650** 4.7500	**82.550** 3.2500	**9.7** .38					
				***NP687057**	**253.906** 9.9963	**144.018** 5.6700	**1.0** .04	NP687057: ASYMMETRICAL BEARING CHAMFER ON LEFTFACE OD
***NP688738**	**42.862** 1.6875	**17.145** .6750	**1.5** .06					CHAMFER ON RIGHTFACE OD KEYWAY IN OD CENTER
				NP688898	**480.000** 18.8976	**76.000** 2.9921	**5.0** .20	NP688738: FRONTFACE CHAMFER
				***NP693218**	**56.560** 2.2268	**12.000** .4724	**1.0** .04	NP688796: GROOVE IN OD CENTER
				***NP693852**	**59.131** 2.3280	**12.000** .4724	**1.0** .04	NP693218: FLANGE ON OD FRONTFACE, BEARING WIDTH IS T1 DIMENSION
NP694563	**41.275** 1.6250	**36.512** 1.4375	**1.5** .06					CHAMFER ON FRONTFACE OD
				NP696474	**135.755** 5.3447	**44.450** 1.7500	**3.3** .13	
NP697931	**88.900** 3.5000	**49.212** 1.9375	**3.5** .14					NP693852: CHAMFER ON FRONTFACE OD FLANGE ON OD FRONTFACE, BEARING WIDTH IS T1 DIMENSION
				NP698197	**95.250** 3.7500	**22.225** .8750	**.8** .03	
				NP700413	**460.000** 18.1102	**76.000** 2.9921	**5.0** .20	
NP701655	**60.325** 2.3750	**44.450** 1.7500	**3.5** .14					
***NP702249**	**29.000** 1.1417	**17.590** .6925	**2.3** .09					NP702249: EXTENDED SMALL RIB
NP703773	**41.275** 1.6250	**36.512** 1.4375	**1.5** .06					
NP707669	**68.262** 2.6875	**46.038** 1.8125	**3.5** .14					
NP708326	**44.450** 1.7500	**36.512** 1.4375	**3.5** .14					
				NP709900	**482.600** 19.0000	**52.388** 2.0625	**3.3** .13	
NP712475	**85.026** 3.3475	**46.672** 1.8375	**3.5** .14					

NP Parts are made for specific applications.
XC Parts are in limited production.

[1]These Maximum Fillet Radii will be cleared by the Cone or Cup Radii.
* See Remarks Column.

CONE			Max Shaft Fillet Radii	CUP			Max Hs'ng Fillet Radii	Remarks
Number	BORE d	WIDTH B	R[1]	Number	OUTSIDE DIA D	WIDTH C	r[1]	
***NP712550**	**40.000** 1.5748	**23.000** .9055	**1.5** .06					NP712550: FRONTFACE CHAMFER
***NP712745**	**119.913** 4.7210	**38.936** 1.5329	**3.5** .14					NP712745: TAPERED BORE
***NP714822**	**40.000** 1.5748	**33.000** 1.2992	**4.0** .16					NP714822: FRONTFACE CHAMFER
***NP715284**	**50.000** 1.9685	**20.000** .7874	**2.3** .09					NP715284: FRONTFACE CHAMFER
				NP715448	**254.000** 10.0000	**33.338** 1.3125	**3.3** .13	
				NP717379	**105.000** 4.1339	**18.500** .7283	**1.0** .04	
				NP717996	**130.000** 5.1181	**24.000** .9449	**2.5** .10	
				NP719416	**546.100** 21.5000	**82.550** 3.2500	**6.4** .25	
				NP721559	**141.000** 5.5512	**22.000** .8661	**2.0** .08	
***NP726878**	**45.242** 1.7812	**27.419** 1.0795	**3.5** .14					NP726878: EXTENDED SMALL RIB
***NP727766**	**57.165** 2.2506	**26.150** 1.0295	**.8** .03					NP727766: FRONTFACE CHAMFER
***NP731186**	**254.000** 10.0000	**71.438** 2.8125	**3.5** .14					NP731186: KEYWAY IN ID FRONTFACE
				NP733999	**59.131** 2.3280	**11.938** .4700	**1.3** .05	
				NP735186	**158.750** 6.2500	**15.875** .6250	**3.3** .13	
				***NP736722**	**130.000** 5.1181	**45.000** 1.7717	**N/A** N/A	NP736722: CHAMFER ON RIGHTFACE OD CHAMFER ON LEFTFACE OD
***NP737697**	**50.000** 1.9685	**20.000** .7874	**3.0** .12					NP737697: FRONTFACE CHAMFER
NP738483	**133.350** 5.2500	**63.500** 2.5000	**9.7** .38					
				NP738729	**69.012** 2.7170	**15.083** .5938	**2.3** .09	
NP739395	**101.600** 4.0000	**66.675** 2.6250	**7.0** .28					
				NP739603	**447.675** 17.6250	**68.262** 2.6875	**3.3** .13	
				NP742024	**190.500** 7.5000	**46.038** 1.8125	**1.5** .06	
				NP742592	**67.975** 2.6762	**13.500** .5315	**1.5** .06	
NP747110	**60.325** 2.3750	**43.764** 1.7230	**3.5** .14					
***NP748283**	**49.212** 1.9375	**44.450** 1.7500	**3.5** .14					NP748283: FRONTFACE CHAMFER
				***NP748655**	**64.200** 2.5276	**13.970** .5500	**1.3** .05	NP748655: FLANGE ON OD FRONTFACE, BEARING WIDTH IS T1 DIMENSION CHAMFER ON FRONTFACE OD
				NP750751	**80.000** 3.1496	**22.665** .8923	**1.5** .06	
				***NP750997**	**61.986** 2.4404	**14.732** .5800	**1.5** .06	NP750997: FLANGE ON OD FRONTFACE, BEARING WIDTH IS T1 DIMENSION CHAMFER ON FRONTFACE OD
***NP751516**	**38.100** 1.5000	**29.771** 1.1721	**3.5** .14					
				NP758445	**254.000** 10.0000	**47.625** 1.8750	**3.3** .13	NP751516: FRONTFACE CHAMFER
				NP761714	**73.431** 2.8910	**14.732** .5800	**.8** .03	
				NP762896	**80.000** 3.1496	**15.500** .6102	**1.0** .04	
				NP763848	**80.040** 3.1512	**15.500** .6102	**1.0** .04	
***NP765903**	**30.000** 1.1811	**17.000** .6693	**1.5** .06					NP765903: FRONTFACE CHAMFER

[1]These Maximum Fillet Radii will be cleared by the Cone or Cup Radii.
* See Remarks Column.

NP Parts are made for specific applications.
XC Parts are in limited production.

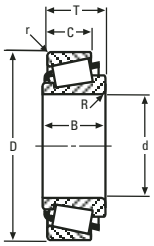

SINGLE ROW

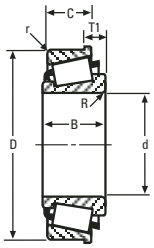

SINGLE ROW WITH FLANGE

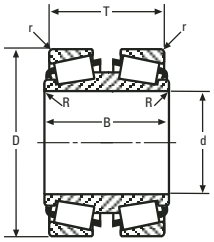

DOUBLE CONE

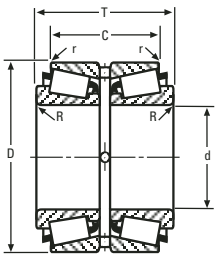

DOUBLE CUP

CONE Number	CONE BORE d	CONE WIDTH B	Max Shaft Fillet Radii R[1]	CUP Number	CUP OUTSIDE DIA D	CUP WIDTH C	Max Hs'ng Fillet Radii r[1]	Remarks
*NP766253	90.000 3.5433	62.755 2.4706	10.0 .39					NP766253: SPECIAL SMALL RIB EXTENDED SMALL RIB
NP769363	63.500 2.5000	38.354 1.5100	3.5 .14					SHOULDER ON ID BACKFACE GROOVE IN ID FRONTFACE
*NP774232	446.204 17.5671	233.045 9.1750	3.3 .13					NP774232: NO SMALL RIB
				NP777052	168.275 6.6250	41.275 1.6250	3.3 .13	TAPERED BORE NO LARGE RIB
NP780054	129.967 5.1168	68.715 2.7053	3.3 .13					
NP781752	61.000 2.4016	35.000 1.3780	3.0 .12					
				*NP787502	202.000 7.9528	101.000 3.9764	1.0 .04	NP787502: HOLES IN OD CENTER SHOULDER ON OD LEFTFACE
*NP787790	40.000 1.5748	32.000 1.2598	1.5 .06					ASYMMETRICAL BEARING CHAMFER ON RIGHTFACE OD
				NP794104	136.525 5.3750	38.100 1.5000	1.5 .06	GROOVE IN OD CENTER FLANGE ON OD LEFTFACE
*NP797917	50.800 2.0000	36.068 1.4200	.8 .03					CHAMFER ON LEFTFACE OD
NP799347	85.026 3.3475	46.672 1.8375	3.5 .14					NP787790: FRONTFACE CHAMFER
				NP801481	59.530 2.3437	18.288 .7200	1.5 .06	NP797917: FRONTFACE CHAMFER
				*NP807769	127.000 5.0000	29.000 1.1417	2.5 .10	NP807769: CHAMFER ON FRONTFACE OD
				*NP810997	65.000 2.5591	14.525 .5718	.5 .02	NP810997: SHOULDER ON OD BACKFACE CHAMFER ON BACKFACE OD
*NP819171	45.987 1.8105	18.000 .7087	2.3 .09					CHAMFER ON FRONTFACE OD
				NP819244	150.089 5.9090	36.512 1.4375	1.5 .06	NP819171: FRONTFACE CHAMFER
NP821977	177.800 7.0000	53.975 2.1250	8.0 .31					
NP822100	26.500 1.0433	14.732 .5800	3.5 .14					
*NP823007	107.950 4.2500	21.438 .8440	3.5 .14					NP823007: FRONTFACE CHAMFER
NP823021	317.500 12.5000	85.725 3.3750	3.5 .14					
*NP824422	34.988 1.3775	16.764 .6600	spcl. spcl.					NP824422: SPECIAL BACKFACE RADIUS
NP825236	200.000 7.8740	62.000 2.4409	3.5 .14					
				NP825371	562.000 22.1260	77.788 3.0625	6.4 .25	
NP830648	390.000 15.3543	180.000 7.0866	2.0 .08					
				NP831700	103.188 4.0625	36.512 1.4375	3.3 .13	
*NP833746	115.087 4.5310	62.819 2.4732	3.5 .14					NP833746: FRONTFACE CHAMFER EXTENDED LARGE RIB
NP835067	47.625 1.8750	24.448 .9625	3.5 .14					GROOVE IN OD BACKFACE
				NP836838	130.000 5.1181	26.350 1.0374	2.5 .10	
*NP837197	45.987 1.8105	18.000 .7087	2.3 .09					NP837197: FRONTFACE CHAMFER
*NP837704	247.650 9.7500	63.500 2.5000	6.4 .25					NP837704: KEYWAY IN ID FRONTFACE
*NP838887	50.000 1.9685	20.000 .7874	2.3 .09					NP838887: FRONTFACE CHAMFER
NP839980	133.350 5.2500	63.500 2.5000	9.7 .38					
				*NP840431	55.000 2.1654	12.550 .4941	1.0 .04	NP840431: CHAMFER ON FRONTFACE OD

NP Parts are made for specific applications.
XC Parts are in limited production.

[1]These Maximum Fillet Radii will be cleared by the Cone or Cup Radii.
* See Remarks Column.

CONE			Max Shaft Fillet Radii	CUP			Max Hs'ng Fillet Radii	Remarks
Number	BORE d	WIDTH B	R[1]	Number	OUTSIDE DIA D	WIDTH C	r[1]	
				NP841384	**111.125** 4.3750	**20.638** .8125	**3.3** .13	
NP844601	**71.438** 2.8125	**32.545** 1.2813	**3.5** .14					
***NP846650**	**75.000** 2.9528	**28.000** 1.1024	**.6** .03					NP846650: FRONTFACE CHAMFER
				NP847247	**112.712** 4.4375	**19.050** .7500	**3.3** .13	
***NP849042**	**240.000** 9.4488	**39.000** 1.5354	**3.0** .12					NP849042: FRONTFACE CHAMFER
NP850232	**45.915** 1.8077	**18.000** .7087	**2.3** .09					
				NP850439	**62.000** 2.4409	**14.288** .5625	**1.3** .05	
NP851052	**82.550** 3.2500	**46.672** 1.8375	**3.5** .14					
NP851626	**25.400** 1.0000	**14.732** .5800	**1.3** .05					
				NP851934	**106.000** 4.1732	**13.170** .5185	**1.0** .04	
				NP852290	**65.088** 2.5625	**13.970** .5500	**1.3** .05	
NP853879	**77.788** 3.0625	**48.702** 1.9174	**3.5** .14					
NP853900	**101.600** 4.0000	**34.925** 1.3750	**.8** .03					
				NP854000	**149.898** 5.9015	**26.988** 1.0625	**3.3** .13	
				NP854835	**655.000** 25.7874	**70.000** 2.7559	**3.3** .13	
				NP859261	**136.525** 5.3750	**36.512** 1.4375	**3.3** .13	
NP859982	**180.000** 7.0866	**45.000** 1.7717	**3.0** .12					
NP861151	**38.500** 1.5157	**18.000** .7087	**2.5** .10					
				NP862174	**85.700** 3.3740	**15.875** .6250	**1.5** .06	
				NP863447	**74.976** 2.9518	**14.000** .5512	**1.5** .06	
				NP863766	**355.600** 14.0000	**44.450** 1.7500	**3.3** .13	
***NP864263**	**45.000** 1.7717	**21.625** .8514	**spcl.** spcl.					NP864263: FRONTFACE CHAMFER BACKFACE CHAMFER
NP864314	**50.800** 2.0000	**36.512** 1.4375	**3.5** .14					
				NP865283	**104.775** 4.1250	**28.575** 1.1250	**3.3** .13	
NP867201	**21.986** .8656	**18.288** .7200	**1.3** .05					
NP869339	**70.000** 2.7559	**29.000** 1.1417	**3.0** .12					
NP871543	**68.262** 2.6875	**21.996** .8660	**2.3** .09					
				NP876594	**150.089** 5.9090	**36.512** 1.4375	**1.5** .06	
***NP877824**	**157.150** 6.1870	**84.531** 3.3280	**1.0** .04					NP877824: EXTENDED LARGE RIB SHOULDER ON ID BACKFACE SPECIAL BORE
NP880810	**22.225** .8750	**20.221** .7961	**1.5** .06					
NP881228	**26.988** 1.0625	**14.732** .5800	**3.5** .14					
***NP881387**	**65.000** 2.5591	**33.000** 1.2992	**1.0** .04					NP881387: FRONTFACE CHAMFER
NP882248	**114.300** 4.5000	**66.675** 2.6250	**7.0** .28					

[1]These Maximum Fillet Radii will be cleared by the Cone or Cup Radii.
* See Remarks Column.

NP Parts are made for specific applications.
XC Parts are in limited production.

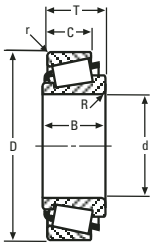

SINGLE ROW

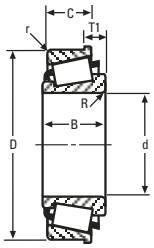

SINGLE ROW WITH FLANGE

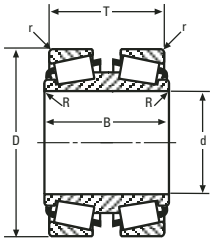

DOUBLE CONE

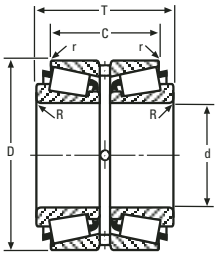

DOUBLE CUP

CONE Number	CONE BORE d	CONE WIDTH B	Max Shaft Fillet Radii R[1]	CUP Number	CUP OUTSIDE DIA D	CUP WIDTH C	Max Hs'ng Fillet Radii r[1]	Remarks
NP883948	**114.300** 4.5000	**66.675** 2.6250	**7.0** .28					
				NP885315	**62.000** 2.4409	**14.000** .5512	**1.5** .06	
				***NP890996**	**229.873** 9.0501	**150.000** 5.9055	**N/A** N/A	NP890996: GROOVE IN OD CENTER HOLES IN OD CENTER
				NP891538	**110.000** 4.3307	**15.500** .6102	**2.0** .08	
NP897661	**53.700** 2.1142	**29.145** 1.1475	**3.0** .12					
				NP901205	**260.350** 10.2500	**41.275** 1.6250	**3.3** .13	
				NP901641	**130.000** 5.1181	**35.000** 1.3780	**2.5** .10	
NP904081	**42.070** 1.6563	**40.386** 1.5900	**3.5** .14					
NP904811	**44.450** 1.7500	**26.909** 1.0594	**3.5** .14					
				NP905784	**80.000** 3.1496	**18.740** .7377	**.8** .03	
***NP907899**	**510.000** 20.0787	**188.500** 7.4213	**1.5** .06					NP907899: ASYMMETRICAL BEARING GROOVE IN ID
				NP908060	**150.000** 5.9055	**24.000** .9449	**1.5** .06	
***NP909358**	**40.000** 1.5748	**22.403** .8820	**3.5** .14					NP909358: FRONTFACE CHAMFER
				NP909855	**146.975** 5.7864	**32.500** 1.2795	**3.5** .14	
NP910415	**44.450** 1.7500	**25.400** 1.0000	**3.5** .14					
				NP912541	**514.350** 20.2500	**63.500** 2.5000	**3.3** .13	
				NP918319	**50.292** 1.9800	**10.668** .4200	**1.3** .05	
				NP918734	**212.725** 8.3750	**53.975** 2.1250	**3.3** .13	
NP921376	**77.788** 3.0625	**48.702** 1.9174	**3.5** .14					
NP921847	**100.000** 3.9370	**46.000** 1.8110	**3.0** .12					
NP928058	**100.000** 3.9370	**32.000** 1.2598	**2.0** .08					
NP929079	**43.000** 1.6929	**30.000** 1.1811	**2.0** .08					
NP936041	**231.775** 9.1250	**65.088** 2.5625	**6.4** .25					
***NP938901**	**45.987** 1.8105	**18.000** .7087	**spcl.** spcl.					NP938901: FRONTFACE CHAMFER SPECIAL BACKFACE RADIUS
NP946192	**44.450** 1.7500	**23.012** .9060	**.8** .03					
NP946311	**34.925** 1.3750	**24.608** .9688	**1.5** .06					
				NP946363	**55.000** 2.1654	**13.000** .5118	**1.5** .06	
				***NP946473**	**62.000** 2.4409	**14.000** .5512	**1.0** .04	NP946473: BROKEN CORNER ON FRONTFACE OD
***NP947791**	**50.000** 1.9685	**32.000** 1.2598	**1.5** .06					NP947791: FRONTFACE CHAMFER
NP950329	**482.000** 18.9764	**160.000** 6.2992	**3.3** .13					
NP951065	**31.750** 1.2500	**27.783** 1.0938	**1.3** .05					
				NP953787	**62.000** 2.4409	**12.750** .5020	**1.0** .04	
***NP956328**	**40.988** 1.6137	**18.000** .7087	**spcl.** spcl.					NP956328: SPECIAL BACKFACE RADIUS

NP Parts are made for specific applications.
XC Parts are in limited production.

[1]These Maximum Fillet Radii will be cleared by the Cone or Cup Radii.
* See Remarks Column.

CONE			Max Shaft Fillet Radii	CUP			Max Hs'ng Fillet Radii	Remarks
Number	BORE d	WIDTH B	R[1]	Number	OUTSIDE DIA D	WIDTH C	r[1]	
				NP957262	**127.000** 5.0000	**34.925** 1.3750	**3.3** .13	
				***NP958022**	**187.325** 7.3750	**93.660** 3.6874	**1.5** .06	NP958022: HOLES IN OD CENTER GROOVE IN OD CENTER
***NP959165**	**34.925** 1.3750	**18.288** .7200	**spcl.** spcl.					NP959165: SPECIAL BACKFACE RADIUS
				***NP959605**	**635.000** 25.0000	**112.649** 4.4350	**spcl.** spcl.	NP959605: SHOULDER ON OD FRONTFACE
				NP959807	**57.175** 2.2510	**15.875** .6250	**1.5** .06	HOLES IN OD FRONTFACE CHAMFER ON FRONTFACE OD
				***NP960708**	**635.000** 25.0000	**115.570** 4.5500	**6.4** .25	SPECIAL CHAMFER ON BACKFACE OD
				NP961542	**161.925** 6.3750	**38.100** 1.5000	**3.3** .13	NP960708: HOLES IN OD FRONTFACE CHAMFER ON BACKFACE OD
				NP962387	**80.000** 3.1496	**15.500** .6102	**1.0** .04	
NP963662	**50.800** 2.0000	**22.225** .8750	**3.5** .14					
				***NP964528**	**830.000** 32.6772	**244.602** 9.6300	**3.3** .13	NP964528: HOLES IN OD CENTER GROOVE IN OD CENTER
NP965020	**170.000** 6.6929	**46.038** 1.8125	**4.8** .19					
***NP972022**	**80.000** 3.1496	**46.000** 1.8110	**6.0** .24					NP972022: FRONTFACE CHAMFER
NP972299	**50.800** 2.0000	**28.575** 1.1250	**3.5** .14					
NP972505	**381.000** 15.0000	**104.775** 4.1250	**6.4** .25					
				***NP975152**	**65.000** 2.5591	**14.525** .5718	**.5** .02	NP975152: SHOULDER ON OD BACKFACE CHAMFER ON BACKFACE OD
				NP975201	**150.089** 5.9090	**36.512** 1.4375	**3.3** .13	CHAMFER ON FRONTFACE OD
***NP975615**	**68.000** 2.6772	**60.870** 2.3964	**.8** .03					NP975615: EXTENDED LARGE RIB FRONTFACE CHAMFER
***NP980605**	**30.000** 1.1811	**16.700** .6575	**1.0** .04					EXTENDED SMALL RIB
***NP980976**	**40.000** 1.5748	**27.500** 1.0827	**4.3** .17					NP980605: FRONTFACE CHAMFER
NP981262	**120.650** 4.7500	**47.625** 1.8750	**3.3** .13					NP980976: GROOVE IN ID FRONTFACE SHOULDER ON ID FRONTFACE
				NP981435	**266.700** 10.5000	**38.100** 1.5000	**3.3** .13	FRONTFACE CHAMFER
				NP984494	**65.088** 2.5625	**13.970** .5500	**1.3** .05	
NP987549	**76.200** 3.0000	**57.531** 2.2650	**3.5** .14					
***NP988748**	**57.165** 2.2506	**26.150** 1.0295	**.8** .03					NP988748: FRONTFACE CHAMFER
NP993044	**88.900** 3.5000	**57.531** 2.2650	**8.0** .31					
***NP995460**	**82.000** 3.2283	**55.255** 2.1753	**10.0** .39					NP995460: GROOVE IN ID FRONTFACE EXTENDED SMALL RIB
NP999210	**25.400** 1.0000	**23.114** .9100	**.8** .03					EXTENDED LARGE RIB

[1]These Maximum Fillet Radii will be cleared by the Cone or Cup Radii.
* See Remarks Column.

NP Parts are made for specific applications.
XC Parts are in limited production.

AUXILIARY PARTS – CUP SHIMS
Standard Metal Shims for Cup Adjusted Bearings

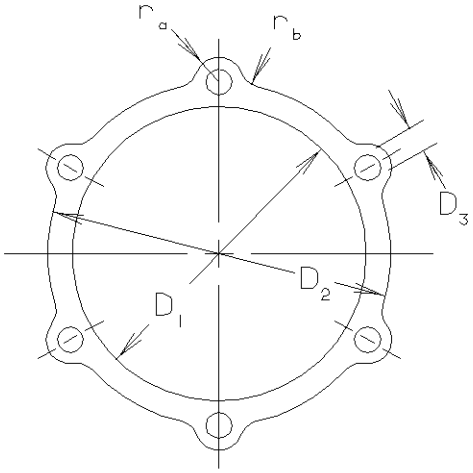

Shims are **0.13 mm** (0.005 in.), **0.18 mm** (0.007 in) and **0.51 mm** (0.020 in.) thick

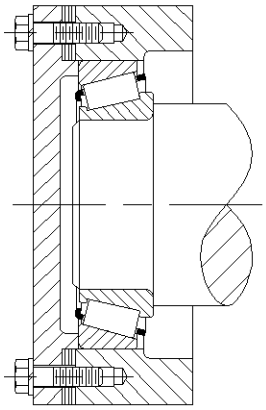

without carrier

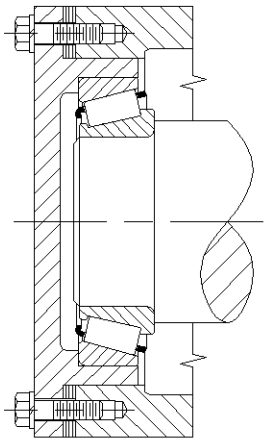

with carrier
Carrier section should be equal to average cup wall section.

Suggested shim sets consist of three **0.13 mm** (0.005 in.), three **0.18 mm** (0.007 in), and one **0.51 mm** (0.020 in.) thick shims. When ordering, specify the exact quantity for each part number. Shims shown in this table are made from aluminum.

Cup Shims
part number identifies the following:

shim	size	thickness (inches)
K2	00	00

example

K2	06	05	Covers number 6 shim **0.13** (0.005 in.) thick (blue)
K2	06	07	Covers number 6 shim **0.18** (0.007 in.) thick (silver)
K2	06	20	Covers number 6 shim **0.51** (0.020 in.) thick (yellow)

shim part numbers			cap screws		D_1	D_2	D_3	r_a	r_b
0.13 0.005 thick	0.18 0.007 thick	0.51 0.020 thick	no.	size					
K20605	**K20607**	**K20620**	**4**	**6.4** 0.25	**35.8** 1.41	**47.8** 1.88	**7.1** 0.28	**6.4** 0.25	**3.0** 0.12
K20705	**K20707**	**K20720**	**4**	**6.4** 0.25	**45.2** 1.78	**57.2** 2.25	**7.1** 0.28	**6.4** 0.25	**3.0** 0.12
K20805	**K20807**	**K20820**	**4**	**9.7** 0.38	**51.6** 2.03	**69.8** 2.75	**10.4** 0.41	**9.7** 0.38	**4.8** 0.19
K20905	**K20907**	**K20920**	**4**	**9.7** 0.38	**59.4** 2.34	**76.2** 3.00	**10.4** 0.41	**9.7** 0.38	**4.8** 0.19
K21005	**K21007**	**K20920**	**4**	**9.7** 0.38	**65.8** 2.34	**82.6** 3.25	**10.4** 0.41	**9.7** 0.38	**4.8** 0.19
K21105	**K21107**	**K21120**	**4**	**9.7** 0.38	**70.6** 2.78	**88.9** 3.50	**10.4** 0.41	**9.7** 0.38	**4.8** 0.19
K21405	**K21407**	**K21420**	**4**	**9.7** 0.38	**89.7** 3.53	**108.0** 4.25	**10.4** 0.41	**9.7** 0.38	**4.8** 0.19
K21505	**K21507**	**K21520**	**4**	**9.7** 0.38	**96.0** 3.78	**114.3** 4.50	**10.4** 0.41	**9.7** 0.38	**4.8** 0.19

shim part numbers			cap screws		D_1	D_2	D_3	r_a	r_b
0.13 0.005 thick	0.18 0.007 thick	0.51 0.020 thick	no.	size					
K21605	**K21607**	**K21620**	**4**	**12.7** 0.50	**102.4** 4.03	**127.0** 5.00	**13.5** 0.53	**12.7** 0.50	**6.4** 0.25
K21705	**K21707**	**K21720**	**4**	**12.7** 0.50	**108.7** 4.28	**133.4** 5.25	**13.5** 0.53	**12.7** 0.50	**6.4** 0.25
K21805	**K21807**	**K21820**	**4**	**12.7** 0.50	**115.1** 4.53	**139.7** 5.50	**13.5** 0.53	**12.7** 0.50	**6.4** 0.25
K21905	**K21907**	**K21920**	**6**	**12.7** 0.50	**121.4** 4.78	**146.0** 5.75	**13.5** 0.53	**12.7** 0.50	**6.4** 0.25
K22005	**K22007**	**K22020**	**6**	**12.7** 0.50	**127.8** 5.03	**152.4** 6.00	**13.5** 0.53	**12.7** 0.50	**6.4** 0.25
K22205	**K22207**	**K22220**	**6**	**12.7** 0.50	**140.5** 5.53	**165.1** 6.50	**13.5** 0.53	**12.7** 0.50	**6.4** 0.25
K22405	**K22407**	**K22420**	**6**	**12.7** 0.50	**153.2** 6.03	**177.8** 7.00	**13.5** 0.53	**12.7** 0.50	**6.4** 0.25

These parts have been designed and developed for use with Timken bearings only.

Standard Metal Shims for Cup Adjusted Bearings

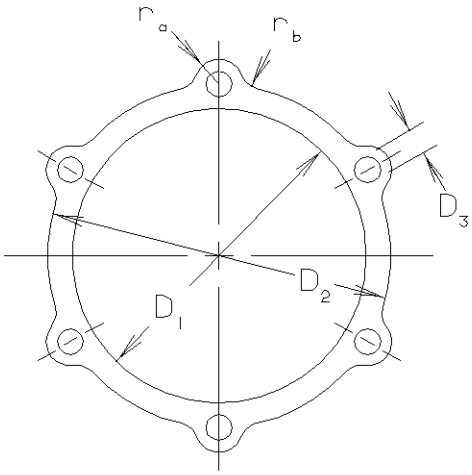

Shims are **0.13 mm** (0.005 in.), **0.18 mm** (0.007 in) and **0.51 mm** (0.020 in.) thick

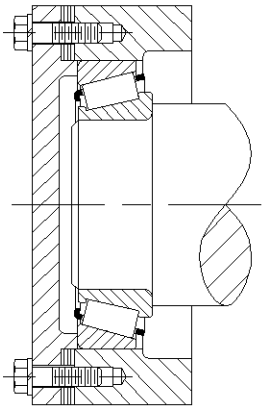

without carrier

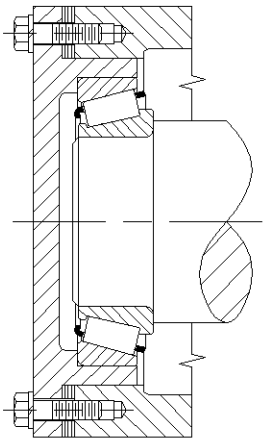

with carrier
Carrier section should be equal to average cup wall section.

Suggested shim sets consist of three **0.13 mm** (0.005 in.), three **0.18 mm** (0.007 in), and one **0.51 mm** (0.020 in.) thick shims. When ordering, specify the exact quantity for each part number. Shims shown in this table are made from aluminum.

Cup Shims
part number identifies the following:

shim	size	thickness (inches)
K2	00	00

example

K2	06	05	Covers number 6 shim **0.13** (0.005 in.) thick (blue)
K2	06	07	Covers number 6 shim **0.18** (0.007 in.) thick (silver)
K2	06	20	Covers number 6 shim **0.51** (0.020 in.) thick (yellow)

shim part numbers			cap screws		D_1	D_2	D_3	r_a	r_b
0.13 0.005 thick	0.18 0.007 thick	0.51 0.020 thick	no.	size					
K22505	**K22507**	**K22520**	**6**	**15.7** 0.62	**159.5** 6.28	**190.5** 7.50	**16.8** 0.66	**15.7** 0.62	**7.9** 0.31
K22605	**K22607**	**K22620**	**6**	**15.7** 0.62	**165.9** 6.53	**196.8** 7.75	**16.8** 0.66	**15.7** 0.62	**7.9** 0.31
K22705	**K22707**	**K22720**	**6**	**15.7** 0.62	**172.2** 6.78	**203.2** 8.00	**16.8** 0.66	**15.7** 0.62	**7.9** 0.31
K22905	**K22907**	**K22920**	**6**	**15.7** 0.62	**184.9** 7.28	**215.9** 8.50	**16.8** 0.66	**15.7** 0.62	**7.9** 0.31
K23005	**K23007**	**K23020**	**6**	**15.7** 0.62	**191.3** 7.53	**222.2** 8.75	**16.8** 0.66	**15.7** 0.62	**7.9** 0.31
K23205	**K23207**	**K23220**	**6**	**15.7** 0.62	**204.0** 8.03	**235.0** 9.25	**16.8** 0.66	**15.7** 0.62	**7.9** 0.31
K23405	**K23407**	**K23420**	**6**	**15.7** 0.62	**216.7** 8.53	**247.6** 9.75	**16.8** 0.66	**15.7** 0.62	**7.9** 0.31
K23605	**K23607**	**K23620**	**6**	**15.7** 0.62	**229.4** 9.03	**260.4** 10.25	**16.8** 0.66	**15.7** 0.62	**7.9** 0.31

shim part numbers			cap screws		D_1	D_2	D_3	r_a	r_b
0.13 0.005 thick	0.18 0.007 thick	0.51 0.020 thick	no.	size					
K23805	**K23807**	**K23820**	**6**	**15.7** 0.62	**242.1** 9.53	**273.0** 10.75	**16.8** 0.66	**15.7** 0.62	**7.9** 0.31
K24005	**K24007**	**K24020**	**6**	**19.0** 0.75	**254.8** 10.03	**292.1** 11.50	**19.8** 0.78	**19.0** 0.75	**9.7** 0.38
K24105	**K24107**	**K24120**	**8**	**19.0** 0.75	**267.5** 10.53	**304.8** 12.00	**19.8** 0.78	**19.0** 0.75	**9.7** 0.38
K24205	**K24207**	**K24220**	**8**	**19.0** 0.75	**296.2** 11.66	**333.2** 13.12	**19.8** 0.78	**19.0** 0.75	**9.7** 0.38
K24405	**K24407**	**K24420**	**8**	**19.0** 0.75	**318.3** 12.53	**355.6** 14.00	**19.8** 0.78	**19.0** 0.75	**9.7** 0.38
K24605	**K24607**	**K24620**	**8**	**22.4** 0.88	**343.7** 13.53	**387.4** 15.25	**23.9** 0.94	**22.4** 0.88	**11.2** 0.44
K24805	**K24807**	**K24820**	**8**	**22.4** 0.88	**69.1** 14.53	**412.8** 16.25	**23.9** 0.94	**22.4** 0.88	**11.2** 0.44
K25005	**K25007**	**K25020**	**8**	**25.4** 1.00	**394.5** 15.53	**444.5** 17.50	**26.9** 1.06	**25.4** 1.00	**12.7** 0.50
K25005	**K25007**	**K25020**	**8**	**25.4** 1.00	**419.9** 16.53	**469.9** 18.50	**26.9** 1.06	**25.4** 1.00	**12.7** 0.50

These parts have been designed and developed for use with Timken bearings only.

AUXILIARY PARTS – CONE SHIMS
Standard Metal Shims for Cone Adjusted Bearings

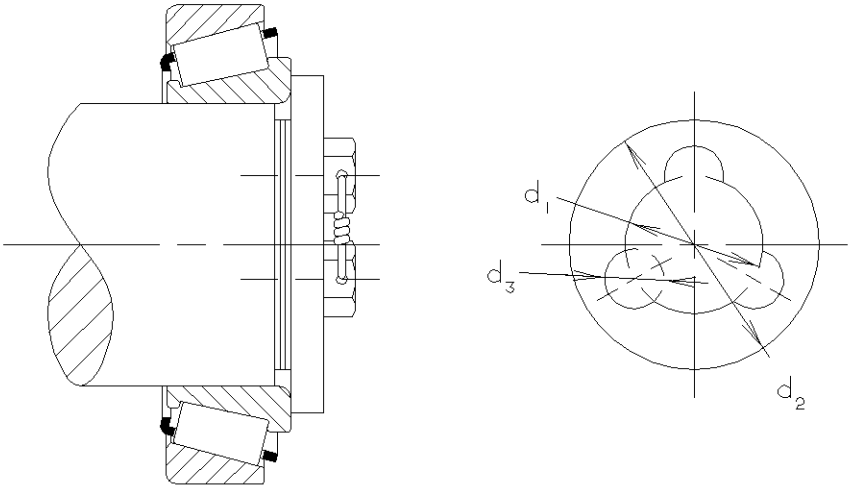

Suggested shim sets consist of three **0.13 mm** (0.005 in.) (blue), three **0.18 mm** (0.007 in) (silver), and one **0.51 mm** (0.020 in.) (yellow) thick shims.
When ordering, specify the exact quantity for each part number.
Shims shown in this table are made from aluminum.

shims		shaft	cap screws					shims		shaft	cap screws				
part number	thickness	size	no.	size	d_1	d_2	d_3	part number	thickness	size	no.	size	d_1	d_2	d_3
T50605	**0.13** 0.005	**63.5** 2.50						**T45882**	**0.13** 0.005	**108.0** 4.25					
T50606	**0.18** 0.007	**to**	**3**	**12.7** 0.50	**35.1** 1.38	**60.5** 2.38	**14.2** 0.56	**T50633**	**0.18** 0.007	**to**	**3**	**15.7** 0.62	**76.2** 3.00	**103.1** 4.06	**17.5** 0.69
T50607	**0.51** 0.020	**73.2** 2.88						**T45884**	**0.51** 0.020	**117.3** 4.62					
T50608	**0.13** 0.005	**76.2** 3.00						**T45885**	**0.13** 0.005	**120.6** 4.75					
T50609	**0.18** 0.007	**to**	**3**	**12.7** 0.50	**44.4** 1.75	**73.2** 2.88	**14.2** 0.56	**T50634**	**0.18** 0.007	**to**	**3**	**15.7** 0.62	**88.9** 3.50	**117.3** 4.62	**17.5** 0.69
T50610	**0.51** 0.020	**85.9** 3.38						**T45887**	**0.51** 0.020	**124.0** 4.88					
T50611	**0.13** 0.005	**8.9** 3.50						**T50614**	**0.13** 0.005	**127.0** 5.00					
T50612	**0.18** 0.007	**to**	**3**	**12.7** 0.50	**57.2** 2.25	**85.9** 3.38	**14.2** 0.56	**T50615**	**0.18** 0.007	**to**	**4**	**19.0** 0.75	**88.9** 3.50	**124.0** 4.88	**20.6** 0.81
T50613	**0.51** 0.020	**104.6** 4.12						**T50616**	**0.51** 0.020	**136.7** 5.38					

These parts have been designed and developed for use with Timken bearings only.

Standard Metal Shims for Cone Adjusted Bearings

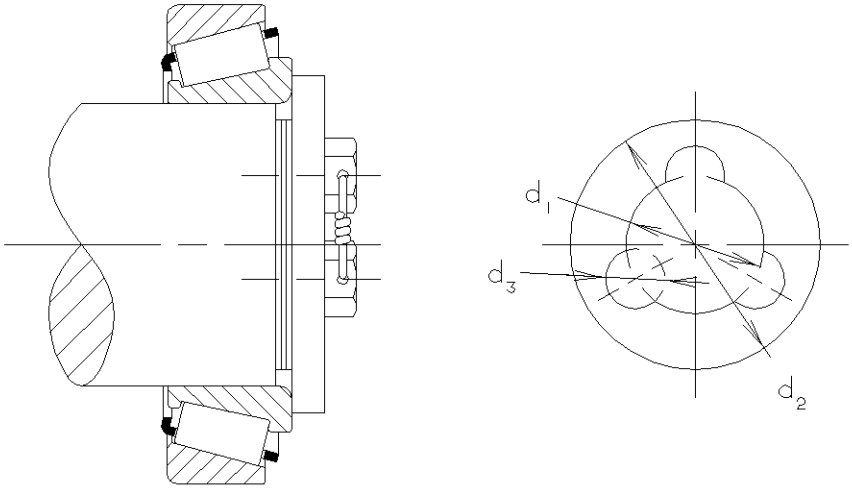

Suggested shim sets consist of three **0.13 mm** (blue) (0.005 in.), three **0.18 mm** (silver) (0.007 in), and one **0.51 mm** (yellow) (0.020 in.) thick shims.
When ordering, specify the exact quantity for each part number.

Shims shown in this table are made from aluminum.

shims		shaft	cap screws					shims		shaft	cap screws				
part number	thickness	size	no.	size	d_1	d_2	d_3	part number	thickness	size	no.	size	d_1	d_2	d_3
T50617	**0.13** 0.005	**139.7** 5.50						**T50623**	**0.13** 0.005	**177.8** 7.00					
T50618	**0.18** 0.007	**to**	**4**	**19.0** 0.75	**88.9** 3.50	**136.7** 5.38	**20.6** 0.81	**T50624**	**0.18** 0.007	**to**	**6**	**25.4** 1.00	**127.0** 5.00	**174.8** 6.88	**26.9** 1.06
T50619	**0.51** 0.020	**149.4** 5.88						**T50625**	**0.51** 0.020	**200.2** 7.88					
T50620	**0.13** 0.005	**152.7** 6.00						**T50626**	**0.13** 0.005						
T50621	**0.18** 0.007	**to**	**6**	**19.0** 0.75	**101.6** 4.00	**149.4** 5.88	**20.6** 0.81	**T50627**	**0.18** 0.007	**203.2** 8.00	**6**	**31.8** 1.25	**152.4** 6.00	**200.2** 7.88	**33.3** 1.31
T50622	**0.51** 0.020	**174.8** 6.88						**T50628**	**0.51** 0.020						

These parts have been designed and developed for use with Timken bearings only.

Standard Locknut, Lockwasher, and Tongued Washer Assemblies

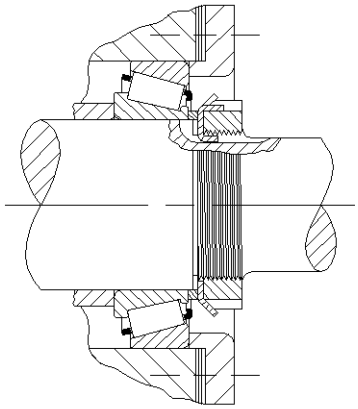

Figure 1

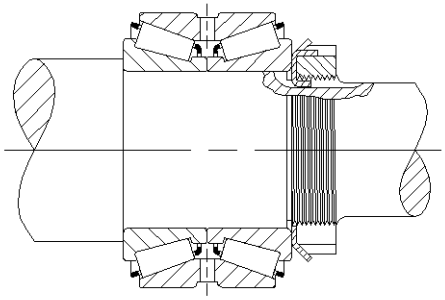

Figure 2

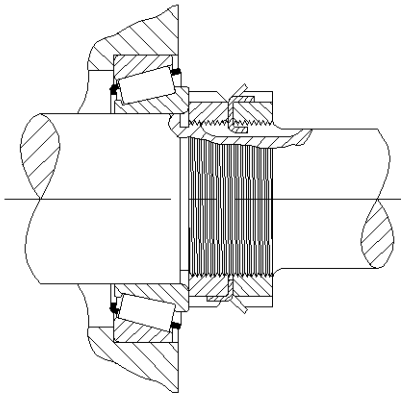

Figure 3

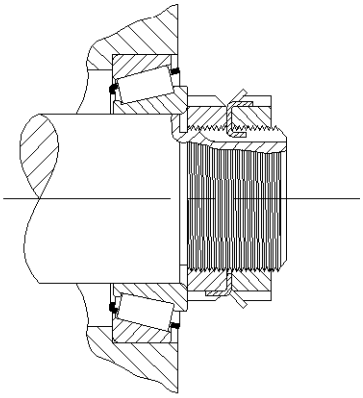

Figure 4

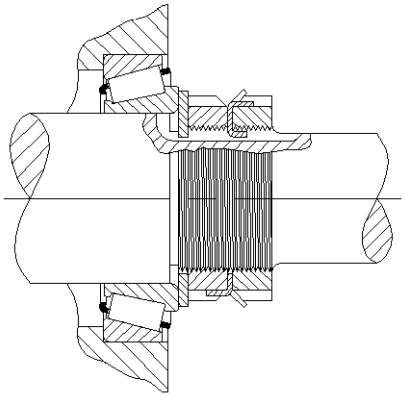

Figure 5

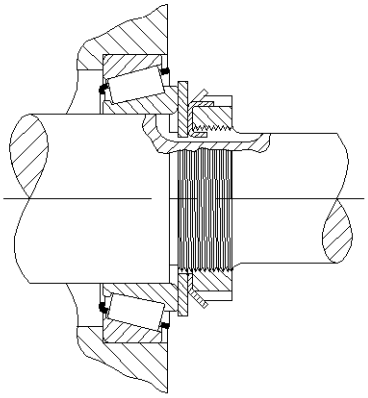

Figure 6

The designs shown in figures 1 to 6 inclusive show various methods of using standard locknuts, lockwashers, and tongued washers, indicated in the tables on pages 285 through 286. A single locknut and lockwasher can be used to clamp the cone against a sleeve, shown in figure 1, or directly against a shaft shoulder. A narrow spacer is applied between the front face of the cone and the lockwasher so that the lockwasher will clear the bearing cage by a minimum of 3mm (0.12 in). The spacer outside diameter should be made a minimum of 6mm (0.24 in) smaller than the cage inside diameter, but must still provide the recommended cone backing diameter as found in the Timken engineering journal. Figure 2 shows another clamped design using a single locknut and lockwasher with a two-row bearing of either type TDO with cone spacer or type TNA. Since no cage clearance problem is present, the narrow spacer shown in figure 1 is unnecessary.

Figures 3, 4, and 5 indicate an adjustable bearing arrangement using two locknuts and a lockwasher. These may be used with either single or two-row bearing of the types permitting a cone adjusted arrangement. The design in figure 3 allows the maximum shaft extension diameter that can be used with a shaft thread outside diameter, which will be less than the cone bore. Figure 4 shows an alternate design with smaller thread diameter and corresponding smaller locknuts and lockwasher. The locknut outside diameter, minus 2 times "r" (pages 285 through 286), must not be less that the recommended cone backing diameter as found in the Timken engineering journal. Figure 5 indicates the use of a tongued washer located between the inner locknut and cone. This is intended for applications where the cones are applied with loose fits on hardened stationary shafts as found in many automotive applications. The hardened tongued washers are not sold by The Timken Company.

When space does not permit the use of two locknuts and a lockwasher in an adjustable arrangement, and a single locknut and a lockwasher is used, then a tongued washer must be placed between the cone and lockwasher as illustrated in figure 6. This is necessary to provide adequate backing for the cone, in most cases, and to prevent damage to the lockwasher if the cone should creep on the shaft. The tongued washers are available from The Timken Company.

AUXILIARY PARTS – LOCKNUTS, LOCKWASHERS AND TONGUED WASHERS
Inch Design

Standard Locknuts, Lockwashers, and Tongued Washers for Tapered Roller Bearings

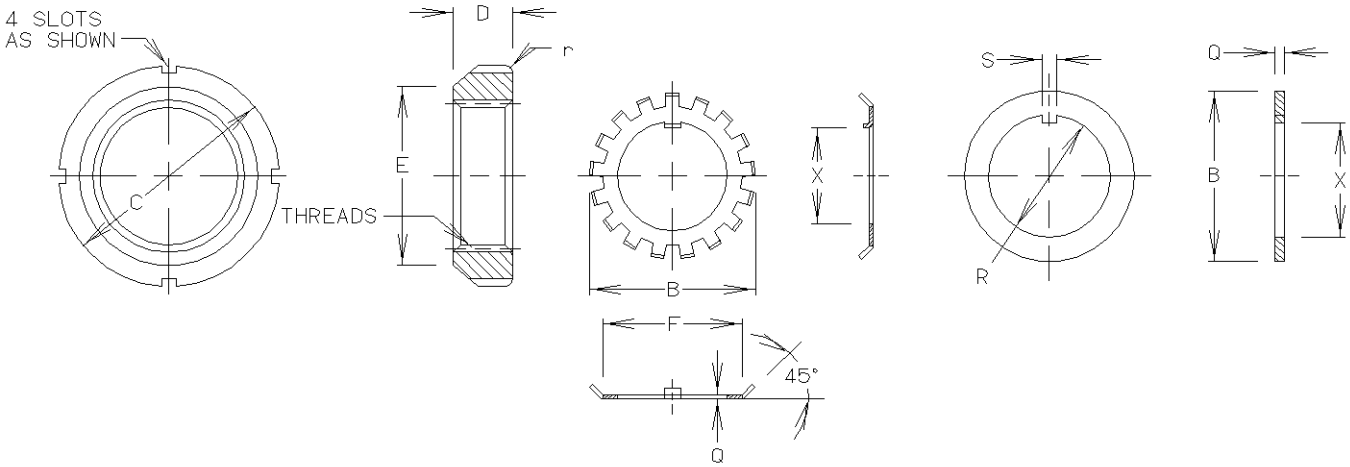

Figure 1 – Locknuts **Figure 2 – Lockwashers** **Figure 3 – Tongued Washers**

Threads are American National, Form NS, Class 3, with thread length based on 45° chamfer.

locknut dimensions							lockwasher dimensions					tongued washer dimensions						
	threads												bore R				key	
ABMA locknut number	minimum value of major diameter	number per inch	outside diameter C	maximum thickness D	face outside diameter E	r	ABMA lockwasher number	maximum diameter over tangs B	face diameter F	thickness Q	number of tangs	tongued washer number	min	max	outside diameter B	mimimum thickness Q	S max	X min
N-00	0.391	32	0.755	0.229	0.625	0.047	**TW100**	0.891	0.625	0.032	9	**K91500***	0.406	0.421	0.798	0.109	0.120	0.334
N-01	0.469	32	0.880	0.323	0.719	0.047	**TW101**	1.031	0.719	0.032	9	**K91501**	0.484	0.499	0.923	0.109	0.120	0.412
N-02	0.586	32	1.005	0.323	0.813	0.047	**TW102**	1.156	0.813	0.048	11	**K91502**	0.601	0.616	1.173	0.125	0.120	0.513
N-03	0.664	32	1.130	0.354	0.938	0.047	**TW103**	1.344	0.938	0.048	11	**K91503**	0.679	0.694	1.173	0.125	0.120	0.591
N-04	0.781	32	1.380	0.385	1.125	0.047	**TW104**	1.563	1.125	0.048	11	**K91504**	0.801	0.816	1.423	0.125	0.176	0.713
N-05	0.969	32	1.568	0.416	1.281	0.047	**TW105**	1.703	1.281	0.052	13	**K91505**	0.989	1.009	1.860	0.125	0.176	0.897
N-06	1.173	18	1.755	0.416	1.500	0.047	**TW106**	1.953	1.500	0.052	13	**K91506**	1.193	1.213	1.860	0.125	0.176	1.081
TN-065	1.312	18	2.068	0.448	1.813	0.063	**TW065**	2.234	1.813	0.052	15	**K915065**	1.333	1.353	2.173	0.125	0.176	1.221
TN-07	1.376	18	2.068	0.448	1.813	0.063	**TW107**	2.250	1.813	0.052	15	**K91507**	1.396	1.416	2.173	0.125	0.176	1.284
TN-08	1.563	18	2.255	0.448	2.000	0.063	**TW108**	2.484	2.000	0.062	15	**K91508**	1.583	1.603	2.735	0.156	0.290	1.461
TN-09	1.767	18	2.536	0.448	2.281	0.063	**TW109**	2.719	2.281	0.062	17	**K91509**	1.792	1.817	2.735	0.156	0.290	1.670
TN-10	1.967	18	2.693	0.510	2.438	0.063	**TW110**	2.922	2.438	0.062	17	**K91510**	1.992	20.17	3.235	0.156	0.290	1.870
TN-11	2.157	18	2.974	0.510	2.656	0.063	**TW111**	3.094	2.656	0.062	17	**K91511**	2.182	2.207	3.235	0.156	0.290	2.060
TN-12	2.360	18	3.161	0.541	2.844	0.063	**TW112**	3.328	2.844	0.072	17	**K91512**	2.400	2.425	3.735	0.187	0.290	2.248
TN-13	2.548	18	3.380	0.573	3.063	0.094	**TW113**	3.563	3.063	0.072	19	**K91513**	2.588	2.613	3.735	0.187	0.290	2.43
TN-14	2.751	18	3.630	0.573	3.313	0.094	**TW114**	3.813	3.313	0.072	19	**K91514**	2.791	2.816	3.735	0.187	0.290	2.639
TAN-15	2.933	12	3.880	0.604	3.563	0.094	**TW115**	4.047	3.563	0.085	19	**K91515**	2.973	3.003	4.173	0.218	0.290	2.808
TAN-16	3.137	12	4.161	0.604	3.844	0.094	**TW116**	4.391	3.844	0.085	19	**K91516**	3.177	3.207	4.173	0.218	0.353	3.012
TAN-17	3.340	12	4.411	0.635	4.031	0.094	**TW117**	4.625	4.031	0.085	19	**K91517**	3.395	3.425	4.610	0.218	0.353	3.230
TAN-18	3.527	12	4.661	0.698	4.281	0.094	**TW118**	4.953	4.281	0.115	19	**K91518**	3.582	3.612	5.110	0.250	0.353	3.387
TAN-19	3.730	12	4.943	0.729	4.562	0.125	**TW119**	5.234	4.563	0.115	19	**K91519**	3.800	3.830	5.110	0.250	0.353	3.605
TAN-20	3.918	12	5.193	0.760	4.813	0.125	**TW120**	5.484	4.813	0.115	19	**K91520**	3.988	4.018	5.610	0.250	0.353	3.778
TAN-21	4.122	12	5.443	0.760	5.000	0.125	**TW121**	5.703	5.000	0.115	19	**K91521**	4.192	4.222	5.610	0.250	0.353	3.982
TAN-22	4.325	12	5.724	0.791	5.281	0.125	**TW122**	6.000	5.281	0.130	19	**K91522**	4.395	4.425	6.110	0.281	0.353	4.170
TAN-24	4.716	12	6.130	0.823	5.688	0.125	**TW124**	6.531	5.688	0.155	19	**K91524**	4.801	4.831	6.735	0.375	0.353	4.551
TAN-26	5.106	12	6.755	0.885	6.188	0.125	**TW126**	7.047	6.188	0.155	19	**K91526**	5.191	5.226	7.485	0.375	0.435	4.921
TAN-128	5.497	12	7.099	1.198	6.531	0.125	**TW128**	7.438	6.531	0.155	19	**K91528**	5.582	5.617	7.485	0.375	0.590	5.312
TAN-130	5.888	12	7.693	1.260	7.063	0.125	**TW130**	8.063	7.063	0.193	19	**K91530***	5.983	6.018	7.985	0.375	0.590	5.675
TAN-132	6.284	8	8.068	1.291	7.438	0.156	**TW132**	8.453	7.438	0.193	19	**K91532**	6.389	6.424	8.485	0.375	0.590	6.081
TAN-134	6.659	8	8.661	1.354	8.031	0.156	**TW134**	9.078	8.031	0.193	19	**K91534***	6.764	6.799	8.985	0.375	0.715	6.456
TAN-136	7.066	8	9.06	1.416	8.375	0.156	**TW136**	9.438	8.375	0.193	19	**K91536***	7.171	7.206	9.235	0.375	0.715	6.863
TAN-138	7.472	8	9.474	1.416	8.781	0.156	**TW138**	9.859	8.781	0.193	19	**K91538***	7.577	7.612	9.735	0.375	0.715	7.269
TAN-140	7.847	8	9.849	1.510	9.156	0.156	**TW140**	10.406	9.156	0.193	19	**K91540**	7.982	8.017	10.110	0.375	0.840	7.674

* custom manufactured item

AUXILIARY PARTS – LOCKNUTS, LOCKWASHERS, AND TONGUED WASHERS
Inch Design
Shaft Thread and Keyway Dimensions for Standard Locknuts, Lockwashers, and Tongued Washers

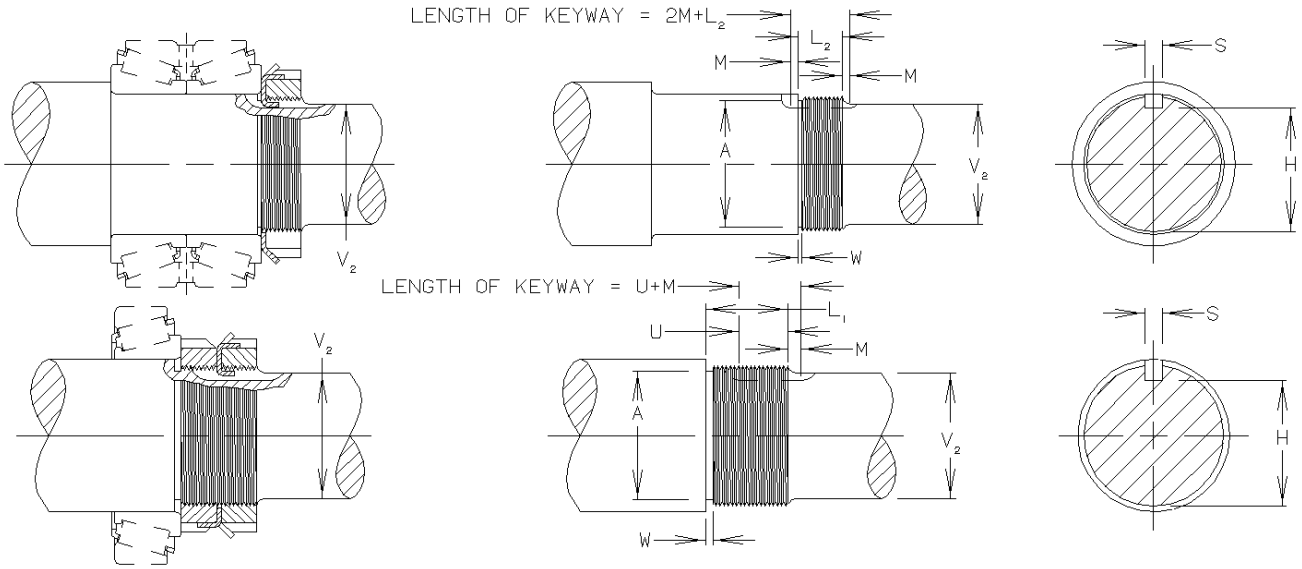

These dimensions are ABMA standards.

ABMA locknut number	threads: number per inch	threads: major diameter max	threads: major diameter tol	threads: major diameter min	threads: pitch diameter (1) max	threads: pitch diameter (1) tol	threads: pitch diameter (1) min	threads: minor diameter max	threads: relief diameter A	threads: relief width W +0.016 -0.000	shaft ext dia V_2 max	thread length L_1 +0.016 -0.000	thread length L_2 +0.016 -0.000	keyway: depth H	keyway: width S	keyway: M +0.016 -0.000	keyway: key U +0.016 -0.000
N-00	32	0.391	0.0054	0.3856	0.3707	0.0026	0.3681	0.3527	0.3371 ± 0.005	0.062	0.312	0.593	0.375	0.287	0.125	0.094	0.469
N-01	32	0.469	0.0054	0.4636	0.4487	0.0026	0.4461	0.4307	0.4151 ± 0.005	0.062	0.406	0.781	0.468	0.366	0.125	0.094	0.562
N-02	32	0.586	0.0054	0.5806	0.5657	0.0030	0.5627	0.5477	0.5321 ± 0.005	0.062	0.500	0.812	0.500	0.485	0.125	0.094	0.594
N-03	32	0.664	0.0054	0.6586	0.6437	0.0030	0.6407	0.6257	0.6101 ± 0.005	0.062	0.562	0.875	0.531	0.564	0.125	0.094	0.625
N-04	32	0.781	0.0054	0.7756	0.7607	0.0034	0.7573	0.7427	0.7271 ± 0.005	0.062	0.703	0.906	0.531	0.676	0.188	0.094	0.625
N-05	32	0.969	0.0054	0.9636	0.9487	0.0034	0.9453	0.9307	0.9151 ± 0.005	0.062	0.875	1.000	0.593	0.835	0.188	0.125	0.719
N-06	18	1.173	0.0082	1.1648	1.1369	0.0040	1.1329	1.1048	1.0892 ± 0.005	0.093	1.062	1.000	0.593	1.040	0.188	0.125	0.719
TN-065	18	1.312	0.0082	1.3043	1.2764	0.0040	1.2724	1.2443	1.2287 ± 0.005	0.093	1.188	1.062	0.625	1.180	0.188	0.125	0.750
N-07	18	1.376	0.0082	1.3678	1.3399	0.0040	1.3359	1.3078	1.2922 ± 0.005	0.093	1.250	1.062	0.625	1.244	0.188	0.125	0.750
N-08	18	1.563	0.0082	1.5548	1.5269	0.0045	1.5224	1.4948	1.4792 ± 0.005	0.093	1.438	1.062	0.625	1.422	0.312	0.125	0.750
N-09	18	1.767	0.0082	1.7588	1.7309	0.0045	1.7264	1.6988	1.6832 ± 0.005	0.125	1.656	1.062	0.625	1.628	0.312	0.156	0.781
N-10	18	1.967	0.0082	1.9588	1.9309	0.0045	1.9264	1.8988	1.8832 ± 0.005	0.125	1.859	1.187	0.687	1.830	0.312	0.156	0.844
N-11	18	2.157	0.0082	2.1488	2.1209	0.0051	2.1158	1.8988	2.0732 ± 0.005	0.125	2.047	1.187	0.687	2.021	0.312	0.156	0.844
N-12	18	2.360	0.0082	2.3518	2.3239	0.0051	2.3188	2.0888	2.2762 ± 0.005	0.125	2.250	1.281	0.750	2.194	0.312	0.156	0.906
N-13	18	2.548	0.0082	2.5398	2.5119	0.0051	2.5068	2.2918	2.4642 ± 0.005	0.125	2.422	1.343	0.781	2.382	0.312	0.156	0.938
N-14	18	2.751	0.0082	2.7428	2.7149	0.0051	2.7097	2.4798	2.6672 ± 0.005	0.125	2.625	1.343	0.781	2.586	0.312	0.250	1.000
TAN-15	12	2.933	0.0112	2.9218	2.8789	0.0054	2.8735	2.6828	2.7995 ± 0.010	0.156	2.781	1.406	0.812	2.737	0.312	0.250	1.031
TAN-16	12	3.137	0.0112	3.1258	3.0829	0.0059	3.0770	2.8308	3.0035 ± 0.010	0.156	3.000	1.406	0.812	2.938	0.375	0.250	1.031
TAN-17	12	3.340	0.0112	3.3288	3.2859	0.0059	3.2800	3.0348	3.2065 ± 0.010	0.156	3.188	1.468	0.843	3.141	0.375	0.250	1.062
TAN-18	12	3.527	0.0112	3.5158	3.4729	0.0074	3.4655	3.2378	3.3935 ± 0.010	0.156	3.375	1.625	0.937	3.298	0.375	0.250	1.156
TAN-19	12	3.730	0.0112	3.7188	3.6759	0.0074	3.6685	3.4248	3.5965 ± 0.010	0.156	3.562	1.687	0.968	3.502	0.375	0.250	1.188
TAN-20	12	3.918	0.0112	3.9068	3.8639	0.0074	3.8565	3.6278	3.7845 ± 0.010	0.156	3.766	1.750	1.000	3.690	0.375	0.312	1.281
TAN-21	12	4.122	0.0112	4.1108	4.0679	0.0083	4.0596	3.8158	3.9885 ± 0.010	0.156	3.938	1.750	1.000	3.894	0.375	0.312	1.281
TAN-22	12	4.325	0.0112	4.3138	4.2709	0.0083	4.2626	4.0198	4.1915 ± 0.010	0.156	4.156	1.812	1.031	4.098	0.375	0.312	1.312
TAN-24	12	4.716	0.0112	4.7048	4.6619	0.0083	4.6536	4.6138	4.5252 ± 0.010	0.156	4.531	1.906	1.093	4.458	0.375	0.312	1.375
TAN-26	12	5.106	0.0112	5.0948	5.0519	0.0083	5.0436	5.0038	4.9725 ± 0.010	0.156	4.906	2.031	1.156	4.844	0.500	0.312	1.438
TAN-128	12	5.497	0.0112	5.4858	5.4429	0.0083	5.4346	5.3948	5.3635 ± 0.010	0.156	5.297	2.656	1.468	5.229	0.625	0.312	1.750
TAN-130	12	5.888	0.0112	5.8768	5.8339	0.0083	5.8256	5.7858	5.7545 ± 0.010	0.156	5.656	2.812	1.562	5.590	0.625	0.375	1.906
TAN-132	8	6.284	0.0152	6.2688	6.2028	0.0091	6.1937	6.1306	6.0993 ± 0.010	0.250	6.062	2.875	1.593	5.956	0.625	0.375	1.938
TAN-134	8	6.659	0.0152	6.6438	6.5778	0.0091	6.5687	6.5056	6.4743 ± 0.010	0.250	6.438	3.000	1.656	6.326	0.750	0.375	2.000
TAN-136	8	7.066	0.0152	7.0508	6.9848	0.0091	6.9757	6.9126	6.8813 ± 0.010	0.250	6.844	3.125	1.718	6.734	0.750	0.375	2.062
TAN-138	8	7.472	0.0152	7.4568	7.3908	0.0091	7.3817	7.3186	7.2873 ± 0.010	0.250	7.250	3.125	1.718	7.141	0.750	0.375	2.062
TAN-140	8	7.847	0.0152	7.8318	7.7658	0.0114	7.7544	7.6936	7.6623 ± 0.010	0.250	7.625	3.312	1.812	7.510	0.875	0.375	2.125

(1) This standard is applicable to steel nuts. When either the nut or the shaft is made of stainless steel, aluminum, or other material having a tendency to seize, it is recommended that the maximum thread diameter of the shaft, both major and pitch, be reduced by 20% of the listed pitch diameter tolerance.

BORE d	OUTSIDE DIAMETER D	WIDTH T	CONE	CUP
7.938 .3125	**31.991** 1.2595	**10.008** .3940	**A2031**	**A2126**
9.525 .3750	**31.991** 1.2595	**10.008** .3940	**A2037**	**A2126**
11.112 .4375	**31.991** 1.2595	**11.961** .4709	**A2043**	**A2126**
11.112 .4375	**34.989** 1.3775	**10.998** .4330	**A4044**	**A4138**
11.112 .4375	**38.100** 1.5000	**17.635** .6943	**00068X**	**00150**
11.986 .4719	**31.991** 1.2595	**10.008** .3940	**A2047**	**A2126**
12.680 .4992	**34.989** 1.3775	**10.998** .4330	**A4049**	**A4138**
12.700 .5000	**34.989** 1.3775	**10.998** .4330	**A4050**	**A4138**
12.700 .5000	**38.100** 1.5000	**13.495** .5313	**00050**	**00150**
13.500 .5315	**38.100** 1.5000	**13.495** .5313	**00059**	**00150**
14.288 .5625	**44.450** 1.7500	**20.637** .8125	**1163X**	**1120NI**
14.989 .5901	**34.989** 1.3775	**10.998** .4330	**A4059**	**A4138**
15.000 .5906	**42.000** 1.6535	**14.250** .5610	**X30302**	**Y30302**
15.875 .6250	**34.989** 1.3775	**10.998** .4330	**L21549**	**L21511**
15.875 .6250	**39.992** 1.5745	**12.014** .4730	**A6062**	**A6157**
15.875 .6250	**40.000** 1.5748	**14.287** .5625	**03062**	**03157X**
15.875 .6250	**42.862** 1.6875	**14.287** .5625	**11590**	**11520**
15.875 .6250	**42.862** 1.6875	**16.670** .6563	**17580**	**17520**
15.875 .6250	**44.450** 1.7500	**15.494** .6100	**05062**	**05175**
15.875 .6250	**44.450** 1.7500	**20.637** .8125	**1178X**	**1120NI**
15.875 .6250	**49.225** 1.9380	**23.020** .9063	**09062**	**09194**
15.875 .6250	**53.975** 2.1250	**22.225** .8750	**21063**	**21212**
15.987 .6294	**46.975** 1.8494	**21.000** .8268	**HM81649**	**HM81610**
16.993 .6690	**39.992** 1.5745	**12.014** .4730	**A6067**	**A6157**
16.993 .6690	**44.450** 1.7500	**15.494** .6100	**05066**	**05175**
17.000 .6693	**40.000** 1.5748	**13.250** .5217	**X30203**	**Y30203**
17.000 .6693	**47.000** 1.8504	**15.250** .6004	**X30303**	**Y30303**
17.000 .6693	**40.000** 1.5748	**14.287** .5625	**03066X**	**03157X**
17.455 .6872	**36.525** 1.4380	**11.112** .4375	**A5069**	**A5144**
17.462 .6875	**39.878** 1.5700	**13.843** .5450	**LM11749**	**LM11710**
17.462 .6875	**44.450** 1.7500	**12.700** .5000	**4C**	**6**
17.462 .6875	**44.450** 1.7500	**15.494** .6100	**05068**	**05175**
17.653 .6950	**49.225** 1.9380	**19.845** .7813	**09070**	**09195**
17.988 .7082	**44.450** 1.7500	**15.494** .6100	**05070XS**	**05175**
18.000 .7087	**44.450** 1.7500	**15.494** .6100	**05070X**	**05175**

BORE d	OUTSIDE DIAMETER D	WIDTH T	CONE	CUP
18.313 .7210	**49.225** 1.9380	**23.020** .9063	**09072W**	**09194**
19.000 .7480	**52.883** 2.0820	**21.034** .8281	**09075**	**09194-S**
19.004 .7482	**56.896** 2.2400	**19.368** .7625	**1774**	**1729**
19.050 .7500	**39.992** 1.5745	**12.014** .4730	**A6075**	**A6157**
19.050 .7500	**44.450** 1.7500	**12.700** .5000	**4A**	**6**
19.050 .7500	**44.450** 1.7500	**15.494** .6100	**05075**	**05175**
19.050 .7500	**45.237** 1.7810	**15.494** .6100	**LM11949**	**LM11910**
19.050 .7500	**49.225** 1.9380	**21.209** .8350	**09067**	**09194**
19.050 .7500	**52.388** 2.0625	**23.177** .9125	**1351**	**1328**
19.050 .7500	**53.975** 2.1250	**22.225** .8750	**21075**	**21212**
19.050 .7500	**56.896** 2.2400	**19.368** .7625	**1775**	**1729**
19.588 .7712	**44.450** 1.7500	**14.236** .5605	**4CX**	**6**
19.987 .7869	**44.450** 1.7500	**15.494** .6100	**05079**	**05175**
19.987 .7869	**50.005** 1.9687	**13.495** .5313	**07079X**	**07196**
20.000 .7874	**50.005** 1.9687	**13.495** .5313	**07079**	**07196**
20.000 .7874	**52.000** 2.0472	**15.000** .5905	**157**	**153**
20.000 .7874	**42.000** 1.6535	**15.000** .5906	**X32004X**	**YAA32004X**
20.000 .7874	**47.000** 1.8504	**15.250** .6004	**X30204M**	**Y30204M**
20.000 .7874	**47.000** 1.8504	**19.250** .7579	**X32204**	**Y32204**
20.000 .7874	**52.000** 2.0472	**16.250** .6398	**X30304**	**Y30304**
20.000 .7874	**52.000** 2.0472	**22.250** .8760	**X32304M**	**Y32304M**
20.612 .8115	**50.800** 2.0000	**20.637** .8125	**09081-S**	**09201**
20.622 .8119	**62.000** 2.4409	**17.983** .7080	**248X**	**242**
20.625 .8120	**49.225** 1.9380	**23.020** .9063	**09081**	**09194**
20.627 .8121	**56.896** 2.2400	**19.368** .7625	**1778**	**1729**
20.638 .8125	**44.450** 1.7500	**14.236** .5605	**4CB**	**6**
20.638 .8125	**45.784** 1.8025	**26.193** 1.0312	**1551**	**1530**
20.638 .8125	**49.225** 1.9380	**19.845** .7813	**12580**	**12520**
20.638 .8125	**61.912** 2.4375	**28.575** 1.1250	**3660**	**3620**
21.422 .8434	**56.896** 2.2400	**19.368** .7625	**1784A**	**1729**
21.430 .8437	**45.237** 1.7810	**15.494** .6100	**LM12748**	**LM12710**
21.430 .8437	**50.005** 1.9687	**17.526** .6900	**M12649**	**M12610**
21.986 .8656	**45.237** 1.7810	**15.494** .610	**LM12749**	**LM12710**
22.225 .8750	**42.070** 1.6563	**11.176** .4400	**LL52549**	**LL52510**
22.225 .8750	**50.005** 1.9687	**13.495** .5313	**07087**	**07196**

The Bearing Dimension Catalog is not to be used as a design manual.
The cone bore section does not include all available parts – see series for additional information.

BEARING DIMENSIONS BY CONE BORE

BORE d	OUTSIDE DIAMETER D	WIDTH T	CONE	CUP
22.225 .8750	50.005 1.9687	17.526 .6900	M12648	M12610
22.225 .8750	52.388 2.0625	19.367 .7625	1380	1328
22.225 .8750	56.896 2.2400	19.368 .7625	1755	1729
22.225 .8750	56.896 2.2400	19.845 .7813	1975	1920
22.225 .8750	56.896 2.2400	23.812 .9375	2380	2320
22.225 .8750	57.150 2.2500	19.050 .7500	M53648	M53611
22.225 .8750	57.150 2.2500	22.225 .8750	1280	1220
22.225 .8750	61.912 2.4375	36.513 1.4375	3655	3620
22.225 .8750	62.000 2.4409	17.983 .7080	246X	242
22.225 .8750	63.100 2.4843	23.812 .9375	2684	2620
22.225 .8750	72.626 2.8593	26.988 1.0625	320	312
22.606 .8900	47.000 1.8504	15.500 .6102	LM72849	LM72810
22.987 .9050	50.005 1.9687	13.495 .5313	07090X	07196
23.812 .9375	49.225 1.9380	15.872 .6249	12CA	13C
23.812 .9375	50.005 1.9687	13.495 .5313	07093	07196
23.812 .9375	50.292 1.9800	14.224 .5600	L44640	L44610
23.812 .9375	56.896 2.2400	21.826 .8593	1990X	1920
23.812 .9375	56.896 2.2400	23.812 .9375	2381	2320
23.812 .9375	56.896 2.2400	23.813 .9375	1751	1729
23.812 .9375	57.150 2.2500	18.654 .7344	15574A	15520
23.812 .9375	61.912 2.4375	28.575 1.1250	3659	3620
23.812 .9375	62.000 2.4409	17.000 .6693	235	233
23.812 .9375	63.100 2.4843	23.812 .9375	2683	2620
23.812 .9375	63.500 2.5000	21.691 .8540	23092	23250X
23.812 .9375	69.723 2.7450	19.050 .7500	26093	2627
23.812 .9375	72.000 2.8346	39.738 1.5645	3162	3120-S
24.384 .9600	76.200 3.0000	24.608 .9688	43096	43300
24.981 .9835	50.005 1.9687	13.495 .5313	07098	07196
24.981 .9835	62.000 2.4409	16.002 .6300	17098	17244
25.000 .9842	85.725 3.3750	21.000 .8268	V334A	3320X
25.000 .9843	47.000 1.8504	15.000 .5906	X32005X	YAA32005X
25.000 .9843	52.000 2.0472	16.250 .6398	X30205	YAA30205
25.000 .9843	52.000 2.0472	19.250 .7579	X32205B	YAA32205B
25.000 .9843	52.000 2.0472	22.000 .8661	X33205	Y33205
25.000 .9843	62.000 2.4409	18.250 .7185	X30305M	Y30305M

BORE d	OUTSIDE DIAMETER D	WIDTH T	CONE	CUP
25.000 .9843	62.000 2.4409	25.250 .9941	X32305	Y32305
25.000 .9843	50.005 1.9687	13.495 .5313	07097	07196
25.000 .9843	62.000 2.4409	16.002 .630	17098X	17244
25.000 .9843	62.000 2.4409	17.000 .6693	237	233
25.000 .9843	62.000 2.4409	17.983 .7080	247	242
25.000 .9843	63.500 2.5000	21.691 .8540	23098-S	23250X
25.159 .9905	50.005 1.9687	13.495 .5313	07096	07196
25.273 .9950	50.005 1.9687	13.495 .5313	07099	07196
25.400 1.0000	49.225 1.9380	15.872 .6249	12CB	13C
25.400 1.0000	50.005 1.9687	13.495 .5313	07100	07196
25.400 1.0000	50.292 1.9800	14.224 .5600	L44642	L44610
25.400 1.0000	56.896 2.2400	19.368 .7625	1780	1729
25.400 1.0000	56.896 2.2400	19.845 .7813	1986	1920
25.400 1.0000	56.896 2.2400	33.337 1.3125	2356	2320
25.400 1.0000	57.150 2.2500	17.462 .6875	15578	15520
25.400 1.0000	57.150 2.2500	19.431 .7650	M84548	M84510
25.400 1.0000	59.530 2.3437	23.368 .9200	M84249	M84210
25.400 1.0000	61.912 2.4375	19.050 .7500	15100	15243
25.400 1.0000	62.000 2.4409	17.000 .6693	236	233
25.400 1.0000	62.000 2.4409	17.983 .7080	0247	242
25.400 1.0000	63.100 2.4843	23.812 .9375	2687	2620
25.400 1.0000	63.500 2.5000	21.691 .8540	23100	23250X
25.400 1.0000	64.292 2.5312	21.432 .8438	M86643	M86610
25.400 1.0000	66.987 2.6373	20.500 .8071	02473	02419
25.400 1.0000	68.262 2.6875	22.225 .8750	M88036	M88010
25.400 1.0000	68.262 2.6875	22.225 .8750	2473	2420
25.400 1.0000	69.723 2.7450	19.050 .7500	26100	26274
25.400 1.0000	72.233 2.8438	25.400 1.0000	HM88630	HM88610
25.400 1.0000	72.626 2.8593	24.607 .9688	41100	41286
25.400 1.0000	72.626 2.8593	26.988 1.0625	315	312
25.400 1.0000	72.626 2.8593	30.162 1.1875	3189	3120
25.400 1.0000	80.167 3.1562	26.987 1.0625	338	3320
25.776 1.0148	72.626 2.8593	26.988 1.0625	321	312
25.987 1.0231	50.292 1.9800	14.224 .5600	L44645	L44610
25.987 1.0231	57.150 2.2500	17.462 .6875	15579X	15520

15

The Bearing Dimension Catalog is not to be used as a design manual.
The cone bore section does not include all available parts – see series for additional information.

BORE d	OUTSIDE DIAMETER D	WIDTH T	CONE	CUP
26.157 1.0298	**61.912** 2.4375	**19.050** .7500	**15103**	**15243**
26.162 1.0300	**57.150** 2.2500	**18.654** .7344	**15579A**	**15520**
26.162 1.0300	**61.912** 2.4375	**19.050** .7500	**15103-S**	**15243**
23.812 1.0300	**63.100** 2.4843	**23.812** .9375	**2682**	**2620**
26.975 1.0620	**56.896** 2.2400	**19.845** .7813	**1987**	**1920**
26.988 1.0625	**50.292** 1.9800	**14.224** .5600	**L44649**	**L44610**
26.988 1.0625	**56.896** 2.2400	**19.845** .7813	**1997X**	**1920**
26.988 1.0625	**57.150** 2.2500	**17.462** .6875	**15580**	**15520**
26.988 1.0625	**57.150** 2.2500	**19.431** .7650	**M84549**	**M84510**
26.988 1.0625	**61.912** 2.4375	**19.050** .7500	**15106**	**15243**
26.988 1.0625	**63.100** 2.4843	**23.812** .9375	**2688**	**2620**
26.988 1.0625	**72.000** 2.8346	**17.000** .6693	**258**	**25**
26.988 1.0625	**72.626** 2.8593	**24.607** .9688	**41106**	**41286**
27.200 1.0709	**63.100** 2.4843	**23.812** .9375	**2681**	**2620**
27.988 1.1019	**66.987** 2.6373	**20.500** .8071	**02473X**	**02419**
28.575 1.1250	**56.896** 2.2400	**19.845** .7813	**1984W**	**1920**
28.575 1.1250	**57.150** 2.2500	**17.462** .6875	**15590**	**15520**
28.575 1.1250	**59.131** 2.3280	**15.875** .6250	**LM67043**	**LM67010**
28.575 1.1250	**61.912** 2.4375	**19.050** .7500	**15112**	**15243**
28.575 1.1250	**63.100** 2.4843	**23.812** .9375	**2689**	**2620**
28.575 1.1250	**64.292** 2.5312	**21.432** .8438	**M86647**	**M86610**
28.575 1.1250	**66.421** 2.6150	**19.052** .7501	**24112**	**24261**
28.575 1.1250	**66.421** 2.6150	**25.400** 1.0000	**2578**	**2520**
28.575 1.1250	**66.987** 2.6373	**20.500** .8071	**02474**	**02419**
28.575 1.1250	**68.262** 2.6875	**22.225** .8750	**M88040**	**M88010**
28.575 1.1250	**68.262** 2.6875	**22.225** .8750	**2474**	**2420**
28.575 1.1250	**69.723** 2.7450	**19.050** .7500	**26112**	**26274**
28.575 1.1250	**72.626** 2.8593	**24.607** .9688	**41125**	**41286**
28.575 1.1250	**72.626** 2.8593	**30.162** 1.1875	**3192**	**3120**
28.575 1.1250	**73.025** 2.8750	**22.225** .8750	**02872**	**02820**
28.575 1.1250	**82.550** 3.2500	**25.400** 1.0000	**43112**	**43326**
28.575 1.1250	**90.000** 3.5433	**30.958** 1.2188	**445**	**429XS**
29.000 1.1417	**50.292** 1.9800	**14.224** .5600	**L45449**	**L45410**
29.367 1.1562	**63.100** 2.4843	**23.812** .9375	**2690**	**2620**
29.972 1.1800	**72.626** 2.8593	**26.988** 1.0625	**322**	**312**

BORE d	OUTSIDE DIAMETER D	WIDTH T	CONE	CUP
29.987 1.1806	**61.912** 2.4375	**18.161** .7150	**15115**	**15243**
29.987 1.1806	**62.000** 2.4409	**16.002** .6300	**17118**	**17244**
29.987 1.1806	**66.987** 2.6373	**20.500** .8071	**02474A**	**02419**
29.987 1.1806	**69.012** 2.7170	**19.050** .7500	**14118AS**	**14272**
29.987 1.1806	**69.723** 2.7450	**19.050** .7500	**26118**	**26274**
29.987 1.1806	**76.200** 3.0000	**24.608** .9688	**43117**	**43300**
30.000 1.1811	**61.912** 2.4375	**19.050** .7500	**15117X**	**15243**
30.000 1.1811	**62.000** 2.4409	**16.002** .6300	**17118-S**	**17244**
30.000 1.1811	**66.421** 2.6150	**25.400** 1.0000	**2560X**	**2520**
30.000 1.1811	**69.012** 2.7170	**19.050** .7500	**14117A**	**14272**
30.000 1.1811	**69.723** 2.7450	**19.050** .7500	**26118-S**	**26274**
30.000 1.1811	**72.626** 2.8593	**26.988** 1.0625	**319**	**312**
30.000 1.1811	**72.626** 2.8593	**30.162** 1.1875	**3190**	**3120**
30.000 1.1811	**82.550** 3.2500	**34.925** 1.3750	**416**	**412**
30.000 1.1811	**62.000** 2.4409	**17.000** .6693	**X32006X**	**YGA32006X**
30.000 1.1811	**62.000** 2.4409	**17.250** .6791	**X30206M**	**Y30206M**
30.000 1.1811	**62.000** 2.4409	**21.250** .8366	**X32206B**	**Y32206B**
30.000 1.1811	**62.000** 2.4409	**25.000** .9843	**X33206**	**Y33206**
30.000 1.1811	**72.000** 2.8346	**20.750** .8169	**X30306M**	**Y30306M**
30.000 1.1811	**72.000** 2.8346	**28.750** 1.1319	**X32306**	**Y32306**
30.112 1.1855	**61.912** 2.4375	**19.050** .7500	**15116**	**15243**
30.124 1.1860	**64.287** 2.5310	**18.273** .7194	**40**	**36X**
30.162 1.1875	**58.738** 2.3125	**14.683** .5781	**08118**	**08231**
30.162 1.1875	**61.087** 2.4050	**19.050** .7500	**29**	**32**
30.162 1.1875	**62.000** 2.4409	**16.002** .6300	**17119**	**17244**
30.162 1.1875	**64.292** 2.5312	**21.432** .8438	**M86649**	**M86610**
30.162 1.1875	**66.421** 2.6150	**19.052** .7501	**24118**	**24261**
30.162 1.1875	**66.421** 2.6150	**25.400** 1.0000	**2558**	**2520**
30.162 1.1875	**68.262** 2.6875	**22.225** .8750	**M88043**	**M88010**
30.162 1.1875	**72.000** 2.8346	**17.000** .6693	**257**	**253**
30.162 1.1875	**72.626** 2.8593	**26.988** 1.0625	**316**	**312**
30.162 1.1875	**72.626** 2.8593	**30.162** 1.1875	**3187**	**3120**
30.162 1.1875	**76.200** 3.0000	**20.637** .8125	**28118**	**28300**
30.162 1.1875	**79.375** 3.1250	**29.370** 1.1563	**3474**	**3420**
30.162 1.1875	**82.550** 3.2500	**25.400** 1.0000	**43118**	**43326**

The Bearing Dimension Catalog is not to be used as a design manual.
The cone bore section does not include all available parts – see series for additional information.

BEARING DIMENSIONS BY CONE BORE

BORE d	OUTSIDE DIAMETER D	WIDTH T	CONE	CUP
30.162 1.1875	**85.725** 3.3750	**21.000** .8268	**334**	**3320X**
30.162 1.1875	**90.119** 3.5480	**23.000** .9055	**356**	**352**
30.175 1.1880	**61.912** 2.4375	**19.050** .7500	**15120A**	**15243**
30.213 1.1895	**61.912** 2.4375	**19.050** .7500	**15118**	**15243**
30.213 1.1895	**66.421** 2.6150	**25.400** 1.0000	**2561X**	**2520**
30.226 1.1900	**69.012** 2.7170	**19.050** .7500	**14116**	**14272**
30.955 1.2187	**64.292** 2.5312	**21.432** .8438	**M86648**	**M86610**
30.955 1.2187	**68.262** 2.6875	**22.225** .8750	**M88045**	**M88010**
31.623 1.2450	**66.675** 2.6250	**20.638** .8125	**1674**	**1620**
31.750 1.2500	**58.738** 2.3125	**14.683** .5781	**08125**	**08231**
31.750 1.2500	**59.131** 2.3280	**15.875** .6250	**LM67045**	**LM67010**
31.750 1.2500	**61.912** 2.4375	**19.050** .7500	**15125**	**15243**
31.750 1.2500	**66.421** 2.6150	**30.955** 1.2187	**2553**	**2520**
31.750 1.2500	**66.987** 2.6373	**20.500** .8071	**02475**	**02419**
31.750 1.2500	**68.262** 2.6875	**22.225** .8750	**M88046**	**M88010**
31.750 1.2500	**68.262** 2.6875	**22.225** .8750	**16579**	**16522**
31.750 1.2500	**68.262** 2.6875	**22.225** .8750	**2475**	**2420**
31.750 1.2500	**68.262** 2.6875	**26.987** 1.0625	**23491**	**23420**
31.750 1.2500	**69.012** 2.7170	**26.187** 1.0310	**14123A**	**14272**
31.750 1.2500	**72.000** 2.8346	**17.000** .6693	**255**	**253**
31.750 1.2500	**72.233** 2.8438	**25.400** 1.0000	**HM88644**	**HM88610**
31.750 1.2500	**72.626** 2.8593	**30.162** 1.1875	**3188**	**3120**
31.750 1.2500	**73.025** 2.8750	**22.225** .8750	**2875**	**2820**
31.750 1.2500	**73.025** 2.8750	**22.225** .8750	**02875**	**02820**
31.750 1.2500	**73.025** 2.8750	**26.988** 1.0625	**23685**	**23620**
31.750 1.2500	**73.025** 2.8750	**29.370** 1.1563	**HM88542**	**HM88510**
31.750 1.2500	**76.200** 3.0000	**23.775** .9360	**2783**	**2720**
31.750 1.2500	**76.200** 3.0000	**29.369** 1.1563	**HM89440**	**HM89410**
31.750 1.2500	**79.375** 3.1250	**29.370** 1.1563	**3476**	**3420**
31.750 1.2500	**80.167** 3.1562	**26.987** 1.0625	**346**	**3320**
31.750 1.2500	**82.550** 3.2500	**25.400** 1.0000	**43125**	**43326**
31.750 1.2500	**88.500** 3.4843	**25.400** 1.0000	**44126**	**44348**
31.750 1.2500	**90.000** 3.5433	**30.958** 1.2188	**443**	**429XS**
31.986 1.2593	**66.987** 2.6373	**20.500** .8071	**02476X**	**02419**
31.986 1.2593	**72.233** 2.8438	**25.400** 1.0000	**HM88638**	**HM88610**

BORE d	OUTSIDE DIAMETER D	WIDTH T	CONE	CUP
32.000 1.2598	**69.723** 2.7450	**19.050** .7500	**26126X**	**26274**
32.004 1.2600	**69.723** 2.7450	**19.050** .7500	**26126**	**26274**
32.532 1.2808	**66.421** 2.6150	**26.988** 1.0625	**2584**	**2520**
33.338 1.3125	**66.421** 2.6150	**30.955** 1.2187	**2554**	**2520**
33.338 1.3125	**66.675** 2.6250	**20.638** .8125	**1680**	**1620**
33.338 1.3125	**66.675** 2.6250	**20.638** .8125	**M38545**	**M38510**
33.338 1.3125	**68.262** 2.6875	**22.225** .8750	**M88047**	**M88010**
33.338 1.3125	**68.262** 2.6875	**22.225** .8750	**16582**	**16522**
33.338 1.3125	**69.012** 2.7170	**19.050** .7500	**14130**	**14272**
33.338 1.3125	**69.723** 2.7450	**19.050** .7500	**26131**	**26274**
33.338 1.3125	**72.000** 2.8346	**17.000** .6693	**256**	**253**
33.338 1.3125	**72.000** 2.8346	**19.000** .7480	**16131**	**16282**
33.338 1.3125	**72.626** 2.8593	**30.162** 1.1875	**3196**	**3120**
33.338 1.3125	**73.025** 2.8750	**22.225** .8750	**2876**	**2820**
33.338 1.3125	**73.025** 2.8750	**29.370** 1.1563	**HM88547**	**HM88510**
33.338 1.3125	**76.200** 3.0000	**23.775** .9360	**2785**	**2720**
33.338 1.3125	**76.200** 3.0000	**24.608** .9688	**43131**	**43300**
33.338 1.3125	**76.200** 3.0000	**29.369** 1.1563	**HM89443**	**HM89410**
33.338 1.3125	**76.200** 3.0000	**29.370** 1.1563	**31590**	**31520**
33.338 1.3125	**79.375** 3.1250	**29.370** 1.1563	**3477**	**3420**
33.338 1.3125	**80.167** 3.1562	**26.987** 1.0625	**335-S**	**3320**
33.338 1.3125	**88.500** 3.4843	**25.400** 1.0000	**44131**	**44348**
34.925 1.3750	**65.088** 2.5625	**18.034** .7100	**LM48548A**	**LM48510**
34.925 1.3750	**66.675** 2.6250	**20.638** .8125	**M38549**	**M38510**
34.925 1.3750	**68.262** 2.6875	**20.638** .8125	**14585**	**14525**
34.925 1.3750	**69.012** 2.7170	**26.187** 1.0310	**14136A**	**14272**
34.925 1.3750	**72.000** 2.8346	**19.000** .7480	**16137**	**16282**
34.925 1.3750	**72.233** 2.8438	**25.400** 1.0000	**HM88649**	**HM88610**
34.925 1.3750	**72.626** 2.8593	**26.988** 1.0625	**325**	**312**
34.925 1.3750	**73.025** 2.8750	**22.225** .8750	**2877**	**2820**
34.925 1.3750	**73.025** 2.8750	**22.225** .8750	**02877**	**02820**
34.925 1.3750	**73.025** 2.8750	**23.813** .9375	**25877**	**25820**
34.925 1.3750	**73.025** 2.8750	**26.988** 1.0625	**23690**	**23620**
34.925 1.3750	**73.025** 2.8750	**26.988** 1.0625	**23790**	**23720**
34.925 1.3750	**76.200** 3.0000	**20.637** .8125	**28137**	**28300**

15

The Bearing Dimension Catalog is not to be used as a design manual.
The cone bore section does not include all available parts – see series for additional information.

BORE d	OUTSIDE DIAMETER D	WIDTH T	CONE	CUP
34.925 1.3750	**76.200** 3.0000	**23.775** .9360	**2786**	**2720**
34.925 1.3750	**76.200** 3.0000	**29.369** 1.1563	**HM89446**	**HM89410**
34.925 1.3750	**76.200** 3.0000	**29.370** 1.1563	**36137**	**36300**
34.925 1.3750	**76.200** 3.0000	**29.370** 1.1563	**31593**	**31520**
34.925 1.3750	**79.375** 3.1250	**29.370** 1.1563	**3478**	**3420**
34.925 1.3750	**80.035** 3.1510	**23.812** .9375	**27875**	**27821**
34.925 1.3750	**80.167** 3.1562	**26.987** 1.0625	**335**	**3320**
34.925 1.3750	**80.167** 3.1562	**37.307** 1.4688	**3360**	**3320**
34.925 1.3750	**82.550** 3.2500	**25.400** 1.0000	**43137X**	**43326**
34.925 1.3750	**82.550** 3.2500	**34.925** 1.3750	**417**	**412**
34.925 1.3750	**84.138** 3.3125	**30.162** 1.1875	**3581**	**3520**
34.925 1.3750	**85.725** 3.3750	**30.163** 1.1875	**3872**	**3820**
34.925 1.3750	**88.500** 3.4843	**39.687** 1.5625	**4368**	**4320**
34.925 1.3750	**90.000** 3.5433	**30.958** 1.2188	**449**	**429XS**
34.925 1.3750	**100.040** 3.9386	**36.449** 1.4350	**3751**	**3735**
34.976 1.3770	**66.675** 2.6250	**15.875** .6250	**19138**	**19262**
34.976 1.3770	**69.012** 2.7170	**19.050** .7500	**14139**	**14272**
34.976 1.3770	**76.200** 3.0000	**20.637** .8125	**28138**	**28300**
34.976 1.3770	**76.200** 3.0000	**23.775** .9360	**2775**	**2720**
34.988 1.3775	**59.131** 2.3280	**15.875** .6250	**L68149A**	**L68110**
34.988 1.3775	**61.973** 2.4399	**16.702** .6576	**LM78349A**	**LM78310A**
34.988 1.3775	**66.675** 2.6250	**20.638** .8125	**M38547**	**M38510**
35.000 1.3780	**62.000** 2.4409	**18.000** .7087	**X32007X**	**Y32007X**
35.000 1.3780	**72.000** 2.8346	**18.250** .7185	**X30207M**	**Y30207M**
35.000 1.3780	**72.000** 2.8346	**24.250** .9547	**X32207M**	**Y32207M**
35.000 1.3780	**72.000** 2.8346	**28.000** 1.1024	**X33207**	**Y33207**
35.000 1.3780	**80.000** 3.1496	**22.750** .8957	**X31307**	**Y31307**
35.000 1.3780	**80.000** 3.1496	**22.750** .8957	**X30307M**	**Y30307M**
35.000 1.3780	**80.000** 3.1496	**32.750** 1.2894	**X32307**	**Y32307**
35.000 1.3780	**66.675** 2.6250	**15.875** .6250	**19138X**	**19262**
35.000 1.3780	**69.012** 2.7170	**19.050** .7500	**14139X**	**14272**
35.000 1.3780	**72.000** 2.8346	**17.000** .6693	**259**	**253**
35.000 1.3780	**73.025** 2.8750	**26.988** 1.0625	**23691**	**2362**
35.000 1.3780	**76.200** 3.0000	**20.637** .8125	**28138X**	**28300**
35.000 1.3780	**79.375** 3.1250	**29.370** 1.1563	**3480**	**3420**
35.000 1.3780	**80.167** 3.1562	**25.400** 1.0000	**26883**	**26820**
35.000 1.3780	**80.167** 3.1562	**26.987** 1.0625	**339**	**3320**
35.000 1.3780	**82.550** 3.2500	**24.608** .9688	**43138X**	**43326**
35.000 1.3780	**82.550** 3.2500	**34.925** 1.3750	**421**	**412**
35.000 1.3780	**90.000** 3.5433	**30.958** 1.2188	**441**	**429XS**
35.128 1.3830	**65.088** 2.5625	**18.034** .7100	**LM48545**	**LM48510**
35.306 1.3900	**73.025** 2.8750	**22.225** .8750	**2880**	**2820**
35.707 1.4058	**76.200** 3.0000	**23.775** .9360	**2791A**	**2720**
35.710 1.4059	**80.167** 3.1562	**37.126** 1.4617	**347X**	**3320**
35.717 1.4062	**72.233** 2.8438	**25.400** 1.0000	**HM88648**	**HM88610**
36.449 1.4350	**73.025** 2.8750	**22.225** .8750	**02884**	**02820**
36.487 1.4365	**73.025** 2.8750	**23.813** .9375	**25880**	**25820**
36.487 1.4365	**76.200** 3.0000	**23.775** .9360	**2780**	**2720**
36.487 1.4365	**80.167** 3.1562	**29.370** 1.1563	**3378**	**3320**
36.512 1.4375	**66.675** 2.6250	**15.875** .6250	**19143**	**19262**
36.512 1.4375	**69.012** 2.7170	**19.050** .7500	**13682**	**13620**
36.512 1.4375	**72.000** 2.8346	**19.000** .7480	**16143**	**16282**
36.512 1.4375	**76.200** 3.0000	**29.369** 1.1563	**HM89448**	**HM89410**
36.512 1.4375	**76.200** 3.0000	**29.370** 1.1563	**31597**	**31520**
36.512 1.4375	**79.375** 3.1250	**29.370** 1.1563	**3479**	**3420**
36.512 1.4375	**79.375** 3.1250	**29.370** 1.1563	**HM89249**	**HM89210**
36.512 1.4375	**80.167** 3.1562	**25.400** 1.0000	**26877**	**26820**
36.512 1.4375	**80.167** 3.1562	**37.307** 1.4688	**3353**	**3320**
36.512 1.4375	**81.973** 3.2273	**23.876** .9400	**25570**	**25518**
36.512 1.4375	**85.725** 3.3750	**30.163** 1.1875	**3878**	**3820**
36.512 1.4375	**88.500** 3.4843	**25.400** 1.0000	**44143**	**44348**
36.512 1.4375	**90.043** 3.5450	**50.800** 2.0000	**4356**	**4328**
36.512 1.4375	**93.662** 3.6875	**31.750** 1.2500	**46143**	**46368**
38.000 1.4961	**66.675** 2.6250	**15.875** .6250	**19149X**	**19262**
38.100 1.5000	**63.500** 2.5000	**12.700** .5000	**13889**	**13830**
38.100 1.5000	**65.088** 2.5625	**18.034** .7100	**LM29749**	**LM29710**
38.100 1.5000	**66.675** 2.6250	**15.875** .6250	**19150**	**19262**
38.100 1.5000	**69.012** 2.7170	**19.050** .7500	**13685**	**13620**
38.100 1.5000	**72.000** 2.8346	**19.000** .7480	**16150**	**16282**
38.100 1.5000	**76.200** 3.0000	**20.637** .8125	**28150**	**28300**

The Bearing Dimension Catalog is not to be used as a design manual.
The cone bore section does not include all available parts – see series for additional information.

BEARING DIMENSIONS BY CONE BORE

BORE d	OUTSIDE DIAMETER D	WIDTH T	CONE	CUP
38.100 1.5000	**76.200** 3.0000	**23.775** .9360	**2776**	**2720**
38.100 1.5000	**79.375** 3.1250	**29.370** 1.1563	**3490**	**3420**
38.100 1.5000	**80.035** 3.1510	**22.225** .8750	**27879**	**27821**
38.100 1.5000	**80.167** 3.1562	**25.400** 1.0000	**26878**	**26820**
38.100 1.5000	**80.167** 3.1562	**26.987** 1.0625	**337**	**3320**
38.100 1.5000	**80.167** 3.1562	**37.307** 1.4688	**3362**	**3320**
38.100 1.5000	**81.973** 3.2273	**23.876** .9400	**25572**	**25518**
38.100 1.5000	**82.550** 3.2500	**29.370** 1.1563	**HM801346**	**HM801310**
38.100 1.5000	**82.550** 3.2500	**34.925** 1.3750	**415**	**412**
38.100 1.5000	**84.138** 3.3125	**30.162** 1.1875	**3580**	**3520**
38.100 1.5000	**85.725** 3.3750	**30.163** 1.1875	**3875**	**3820**
38.100 1.5000	**88.500** 3.4843	**25.400** 1.0000	**44150**	**44348**
38.100 1.5000	**88.500** 3.4843	**39.687** 1.5625	**4375**	**4320**
38.100 1.5000	**90.000** 3.5433	**30.958** 1.2188	**440**	**429XS**
38.100 1.5000	**93.662** 3.6875	**31.750** 1.2500	**49150**	**49368**
38.100 1.5000	**93.662** 3.6875	**31.750** 1.2500	**46150**	**46368**
38.100 1.5000	**95.250** 3.7500	**27.783** 1.0938	**33880**	**33821**
38.100 1.5000	**95.250** 3.7500	**30.956** 1.2188	**53150**	**53375**
38.100 1.5000	**95.250** 3.7500	**30.958** 1.2188	**HM903241**	**HM903210**
38.100 1.5000	**100.000** 3.9370	**34.925** 1.3750	**525**	**520X**
38.100 1.5000	**107.950** 4.2500	**32.557** 1.2818	**455A**	**452**
38.100 1.5000	**111.125** 4.3750	**38.100** 1.5000	**542**	**532**
38.481 1.5150	**63.500** 2.5000	**12.700** .5000	**13890**	**13830**
38.496 1.5156	**66.675** 2.6250	**15.875** .6250	**19153X**	**19262**
39.688 1.5625	**73.025** 2.8750	**16.667** .6562	**18587**	**18520**
39.688 1.5625	**73.025** 2.8750	**25.654** 1.0100	**M201047**	**M201011**
39.688 1.5625	**76.200** 3.0000	**23.775** .9360	**2789**	**2720**
39.688 1.5625	**79.375** 3.1250	**31.354** 1.2344	**17883**	**17830**
39.688 1.5625	**80.167** 3.1562	**25.400** 1.0000	**26880**	**26820**
39.688 1.5625	**80.167** 3.1562	**29.370** 1.1563	**3382**	**3320**
39.688 1.5625	**82.550** 3.2500	**34.925** 1.3750	**422**	**412**
39.688 1.5625	**88.500** 3.4843	**25.400** 1.0000	**44156**	**44348**
39.688 1.5625	**88.500** 3.4843	**39.687** 1.5625	**4367**	**4320**
39.688 1.5625	**100.000** 3.9370	**28.173** 1.1092	**3774**	**373**
39.688 39.688	**100.000** 107.950	**34.925** 32.557	**525A**	**520X**

BORE d	OUTSIDE DIAMETER D	WIDTH T	CONE	CUP
39.668 1.5625	**107.950** 4.2500	**32.557** 1.2818	**457**	**452**
39.688 1.5625	**120.650** 4.7500	**41.275** 1.6250	**620**	**612**
39.980 1.5740	**76.200** 3.0000	**18.009** .7090	**11157**	**113000**
39.980 1.5740	**76.200** 3.0000	**19.347** .7617	**28155**	**28300**
39.987 1.5743	**90.975** 3.5817	**32.000** 1.2598	**HM204043**	**HM204010**
40.000 1.5748	**76.200** 3.0000	**18.009** .7090	**11157X**	**11300**
40.000 1.5748	**76.200** 3.0000	**20.637** .8125	**28158**	**28300**
40.000 1.5748	**80.167** 3.1562	**26.987** 1.0625	**344**	**3320**
40.000 1.5748	**82.550** 3.2500	**34.925** 1.3750	**420**	**412**
40.000 1.5748	**84.138** 3.3125	**30.162** 1.1875	**3582**	**3520**
40.000 1.5748	**85.725** 3.3750	**30.163** 1.1875	**3879**	**3820**
40.000 1.5748	**88.500** 3.4843	**25.400** 1.0000	**44157**	**44348**
40.000 1.5748	**90.000** 3.5433	**30.958** 1.2188	**442-S**	**429XS**
40.000 1.5748	**90.119** 3.5480	**23.000** .9055	**350**	**352**
40.000 1.5748	**107.950** 4.2500	**32.557** 1.2818	**459**	**452**
40.000 1.5748	**111.125** 4.3750	**38.100** 1.5000	**543**	**532**
40.000 1.5748	**68.000** 2.6772	**19.000** .7480	**X32008X**	**Y32008XZ**
40.000 1.5748	**75.000** 2.9528	**26.000** 1.0236	**X33108**	**Y33108**
40.000 1.5748	**80.000** 3.1496	**19.750** .7776	**X30208M**	**Y30208M**
40.000 1.5748	**80.000** 3.1496	**24.750** .9744	**X32208M**	**Y32208M**
40.000 1.5748	**80.000** 3.1496	**32.000** 1.2598	**X33208**	**Y33208**
40.000 1.5748	**90.000** 3.5433	**25.250** .9941	**X31308**	**Y31308**
40.000 1.5748	**90.000** 3.5433	**35.250** 1.3878	**X32308B**	**Y32308B**
40.483 1.5938	**80.167** 3.1562	**28.257** 1.1125	**337X**	**3320**
40.483 1.5938	**82.550** 3.2500	**29.370** 1.1563	**HM801349**	**HM801310**
41.275 1.6250	**67.975** 2.6762	**17.500** .6890	**LM300848**	**LM300811**
41.275 1.6250	**73.025** 2.8750	**16.667** .6562	**18590**	**18520**
41.275 1.6250	**73.431** 2.8910	**19.558** .7700	**LM501349**	**LM501310**
41.275 1.6250	**76.200** 3.0000	**18.009** .7090	**11162**	**11300**
41.275 1.6250	**76.200** 3.0000	**22.225** .8750	**24780**	**24720**
41.275 1.6250	**80.167** 3.1562	**25.400** 1.0000	**26882**	**26820**
41.275 1.6250	**80.167** 3.1562	**26.987** 1.0625	**336**	**3320**
41.275 1.6250	**80.167** 3.1562	**29.370** 1.1563	**3383**	**3320**
41.275 1.6250	**82.550** 3.2500	**26.195** 1.0313	**22778**	**22720**
41.275 1.6250	**82.550** 3.2500	**26.543** 1.0450	**M802047**	**M802011**

The Bearing Dimension Catalog is not to be used as a design manual.
The cone bore section does not include all available parts – see series for additional information.

BORE d	OUTSIDE DIAMETER D	WIDTH T	CONE	CUP
41.275 1.6250	**82.550** 3.2500	**34.925** 1.3750	**419**	**412**
41.275 1.6250	**84.138** 3.3125	**30.162** 1.1875	**3576**	**3520**
41.275 1.6250	**85.725** 3.3750	**30.163** 1.1875	**3877**	**3820**
41.275 1.6250	**88.500** 3.4843	**25.400** 1.0000	**44162**	**44348**
41.275 1.6250	**88.500** 3.4843	**39.687** 1.5625	**4388**	**4320**
41.275 1.6250	**88.900** 3.5000	**30.162** 1.1875	**HM803145**	**HM803110**
41.275 1.6250	**90.000** 3.5433	**20.000** .7874	**365A**	**362**
41.275 1.6250	**90.000** 3.5433	**30.958** 1.2188	**439**	**429XS**
41.275 1.6250	**92.075** 3.6250	**26.195** 1.0313	**M903345**	**M903310**
41.275 1.6250	**93.662** 3.6875	**31.750** 1.2500	**49162**	**49368**
41.275 1.6250	**93.662** 3.6875	**31.750** 1.2500	**46162**	**46368**
41.275 1.6250	**95.250** 3.7500	**30.163** 1.1875	**HM804840**	**HM804810**
41.275 1.6250	**95.250** 3.7500	**30.956** 1.2188	**53162**	**53375**
41.275 1.6250	**95.250** 3.7500	**30.958** 1.2188	**HM903244**	**HM903210**
41.275 1.6250	**100.000** 3.9370	**34.925** 1.3750	**526**	**520X**
41.275 1.6250	**100.040** 3.9386	**36.449** 1.4350	**3753**	**3735**
41.275 1.6250	**104.775** 4.1250	**36.512** 1.4375	**59162**	**59412**
41.275 1.6250	**104.775** 4.1250	**36.512** 1.4375	**HM807035**	**HM807010**
41.275 1.6250	**107.950** 4.2500	**32.557** 1.2818	**464**	**452**
41.275 1.6250	**111.125** 4.3750	**38.100** 1.5000	**541**	**532**
42.000 1.6535	**76.200** 3.0000	**18.009** .7090	**11165X**	**11300**
42.070 1.6563	**88.500** 3.4843	**39.687** 1.5625	**4395**	**4320**
42.850 1.6870	**107.950** 4.2500	**32.557** 1.2818	**461**	**452**
42.862 1.6875	**76.992** 3.0312	**17.464** .6876	**12168**	**12303**
42.862 1.6875	**81.973** 3.2273	**23.876** .9400	**25576**	**25518**
42.862 1.6875	**82.550** 3.2500	**19.842** .7812	**22168**	**22325**
42.862 1.6875	**82.550** 3.2500	**26.195** 1.0313	**22780**	**22720**
42.862 1.6875	**84.138** 3.3125	**30.162** 1.1875	**3579**	**3520**
42.862 1.6875	**84.988** 3.3460	**19.000** .7480	**29168**	**29334**
42.862 1.6875	**85.000** 3.3465	**25.400** 1.0000	**2973**	**2924**
42.862 1.6875	**114.300** 4.5000	**44.450** 1.7500	**65383**	**65320**
42.875 1.6880	**80.167** 3.1562	**25.400** 1.0000	**26884**	**26820**
42.875 1.6880	**80.167** 3.1562	**26.987** 1.0625	**342-S**	**3320**
42.875 1.6880	**81.973** 3.2273	**23.876** .9400	**25577**	**25518**
42.987 1.6924	**67.975** 2.6762	**17.502** .6891	**LM300849C**	**LM300811**
42.987 1.6924	**74.988** 2.9523	**19.367** .7625	**16986**	**16929**
42.987 1.6924	**79.375** 3.1250	**20.638** .8125	**17886**	**17830**
43.000 1.6929	**80.167** 3.1562	**26.987** 1.0625	**342X**	**3320**
44.450 1.7500	**71.438** 2.8125	**12.700** .5000	**LL103049**	**LL103010**
44.450 1.7500	**73.025** 2.8750	**18.258** .7188	**L102849**	**L102810**
44.450 1.7500	**76.992** 3.0312	**17.464** .6876	**12175**	**12303**
44.450 1.7500	**79.375** 3.1250	**17.462** .6875	**18685**	**18620**
44.450 1.7500	**79.375** 3.1250	**31.354** 1.2344	**17884**	**17830**
44.450 1.7500	**80.962** 3.1875	**19.050** .7500	**13175**	**13318**
44.450 1.7500	**81.973** 3.2273	**23.876** .9400	**25580**	**25518**
44.450 1.7500	**82.931** 3.2650	**22.225** .8750	**35175**	**35326**
44.450 1.7500	**84.138** 3.3125	**30.162** 1.1875	**3578**	**3520**
44.450 1.7500	**85.000** 3.3465	**25.400** 1.0000	**2975**	**2924**
44.450 1.7500	**88.500** 3.4843	**46.037** 1.8125	**4364**	**4320**
44.450 1.7500	**88.900** 3.5000	**30.162** 1.1875	**HM803149**	**HM803110**
44.450 1.7500	**90.000** 3.5433	**30.958** 1.2188	**435**	**429XS**
44.450 1.7500	**90.119** 3.5480	**23.000** .9055	**355**	**352**
44.450 1.7500	**93.662** 3.6875	**31.750** 1.2500	**49175**	**49368**
44.450 1.7500	**93.662** 3.6875	**31.750** 1.2500	**46175**	**46368**
44.450 1.7500	**95.250** 3.7500	**27.783** 1.0938	**33885**	**33821**
44.450 1.7500	**95.250** 3.7500	**30.163** 1.1875	**HM804842**	**HM804810**
44.450 1.7500	**95.250** 3.7500	**30.958** 1.2188	**HM903247**	**HM903210**
44.450 1.7500	**98.425** 3.8750	**21.000** .8268	**386AS**	**382**
44.450 1.7500	**100.000** 3.9370	**34.523** 1.3592	**3760**	**373**
44.450 1.7500	**100.000** 3.9370	**34.925** 1.3750	**527**	**520X**
44.450 1.7500	**101.200** 3.9843	**43.657** 1.7188	**5356**	**5320**
44.450 1.7500	**101.600** 4.0000	**31.750** 1.2500	**49576**	**49520**
44.450 1.7500	**104.775** 4.1250	**30.162** 1.1875	**45280**	**45220**
44.450 1.7500	**104.775** 4.1250	**36.512** 1.4375	**59175**	**59412**
44.450 1.7500	**104.775** 4.1250	**36.512** 1.4375	**HM807040**	**HM807010**
44.450 1.7500	**107.950** 4.2500	**32.557** 1.2818	**458**	**452**
44.450 1.7500	**109.985** 4.3301	**29.251** 1.1516	**55175**	**55434**
44.450 1.7500	**109.985** 4.3301	**29.251** 1.1516	**55175C**	**55434**
44.450 1.7500	**111.125** 4.3750	**30.163** 1.1875	**HM907635**	**HM907614**
44.450 1.7500	**111.125** 4.3750	**38.100** 1.5000	**535**	**532**

The Bearing Dimension Catalog is not to be used as a design manual.
The cone bore section does not include all available parts – see series for additional information.

BEARING DIMENSIONS BY CONE BORE

BORE d	OUTSIDE DIAMETER D	WIDTH T	CONE	CUP
44.450 1.7500	**114.300** 4.5000	**44.450** 1.7500	**65384**	**65320**
44.450 1.7500	**120.650** 4.7500	**41.275** 1.6250	**615**	**612**
44.450 1.7500	**127.000** 5.0000	**50.800** 2.0000	**6277**	**6220**
44.869 1.7665	**89.980** 3.5425	**24.750** .9744	**28576**	**28520**
44.945 1.7695	**90.000** 3.5433	**30.958** 1.2188	**450**	**429XS**
44.983 1.7710	**81.973** 3.2273	**23.876** .9400	**25584**	**25518**
44.983 1.7710	**84.988** 3.3460	**19.000** .7480	**29177**	**29334**
44.983 1.7710	**100.000** 3.9370	**28.173** 1.1092	**3776**	**373**
44.983 1.7710	**100.000** 3.9370	**34.925** 1.3750	**527-S**	**520X**
44.988 1.7712	**81.973** 3.2273	**23.876** .9400	**25584A**	**25518**
44.988 1.7712	**90.000** 3.5433	**20.000** .7874	**367X**	**362**
44.988 1.7712	**95.250** 3.7500	**30.958** 1.2188	**HM903248**	**HM903210**
44.988 1.7712	**104.986** 4.1333	**32.512** 1.2800	**HM905843**	**HM905810**
44.988 1.7712	**110.000** 4.3307	**27.000** 1.0630	**396A**	**393**
44.991 1.7713	**100.000** 3.9370	**38.545** 1.5175	**V527A**	**520X**
45.000 1.7717	**85.000** 3.3465	**20.750** .8169	**X30209M**	**Y30209M**
45.000 1.7717	**85.000** 3.3465	**24.750** .9744	**X32209M**	**Y32209M**
45.000 1.7717	**85.000** 3.3465	**32.000** 1.2598	**X33209**	**Y33209**
45.000 1.7717	**100.000** 3.9370	**27.250** 1.0728	**X31309M**	**Y31309M**
45.000 1.7717	**100.000** 3.9370	**38.250** 1.5059	**X32309BM**	**Y32309BM**
45.000 1.7717	**90.000** 3.5433	**20.000** .7874	**367**	**362**
45.000 1.7717	**90.000** 3.5433	**30.958** 1.2188	**435-S**	**429XS**
45.000 1.7717	**90.119** 3.5480	**23.000** .9055	**358**	**352**
45.000 1.7717	**100.000** 3.9370	**25.000** .9842	**376**	**372**
45.000 1.7717	**101.200** 3.9843	**39.687** 1.5625	**4559**	**4520**
45.000 1.7717	**107.950** 4.2500	**32.557** 1.2818	**458-S**	**452**
45.230 1.7807	**79.375** 3.1250	**20.638** .8125	**17887**	**17830**
45.237 1.7810	**84.138** 3.3125	**30.162** 1.1875	**3586**	**3520**
45.242 1.7812	**73.431** 2.8910	**19.558** .7700	**LM102949**	**LM102910**
45.242 1.7812	**77.788** 3.0625	**19.842** .7812	**LM603049**	**LM603011**
45.618 1.7960	**81.973** 3.2273	**23.876** .9400	**25590**	**25518**
45.771 1.8020	**90.000** 3.5433	**30.958** 1.2188	**437**	**429XS**
45.987 1.8105	**74.976** 2.9518	**18.000** .7087	**LM503349**	**LM503310**
45.987 1.8105	**90.975** 3.5817	**32.000** 1.2598	**HM204049**	**HM204010**
46.038 1.8125	**77.788** 3.0625	**12.700** .5000	**LL205442**	**LL205410**

BORE d	OUTSIDE DIAMETER D	WIDTH T	CONE	CUP
46.038 1.8125	**79.375** 3.1250	**17.462** .6875	**18690**	**18620**
46.038 1.8125	**80.962** 3.1875	**19.050** .7500	**13181**	**13318**
46.038 1.8125	**81.973** 3.2273	**23.876** .9400	**25592**	**25518**
46.038 1.8125	**85.000** 3.3465	**17.462** .6875	**18780**	**18720**
46.038 1.8125	**85.000** 3.3465	**25.400** 1.0000	**2984**	**2924**
46.038 1.8125	**90.000** 3.5433	**30.958** 1.2188	**436**	**429XS**
46.038 1.8125	**90.119** 3.5480	**23.000** .9055	**359A**	**352**
46.038 1.8125	**100.000** 3.9370	**28.173** 1.1092	**3777**	**373**
47.500 1.8701	**100.000** 3.9370	**27.250** 1.0728	**XFA30309M**	**Y30309M**
47.625 1.8750	**88.900** 3.5000	**25.400** 1.0000	**M804048**	**M804010**
47.625 1.8750	**90.000** 3.5433	**20.000** .7874	**369A**	**362**
47.625 1.8750	**95.250** 3.7500	**30.163** 1.1875	**HM804846**	**HM804810**
47.625 1.8750	**98.425** 3.8750	**21.000** .8268	**386A**	**382**
47.625 1.8750	**100.000** 3.9370	**28.173** 1.1092	**3778**	**373**
47.625 1.8750	**100.000** 3.9370	**34.925** 1.3750	**528**	**520X**
47.625 1.8750	**101.200** 3.9843	**43.657** 1.7188	**5358**	**5320**
47.625 1.8750	**101.600** 4.0000	**31.750** 1.2500	**49580**	**49520**
47.625 1.8750	**104.775** 4.1250	**30.162** 1.1875	**45282**	**45220**
47.625 1.8750	**104.775** 4.1250	**36.512** 1.4375	**59187**	**59412**
47.625 1.8750	**107.950** 4.2500	**32.557** 1.2818	**463**	**452**
47.625 1.8750	**109.985** 4.3301	**29.251** 1.1516	**55187**	**55434**
47.625 1.8750	**109.985** 4.3301	**29.251** 1.1516	**55187C**	**55434**
47.625 1.8750	**111.125** 4.3750	**30.163** 1.1875	**HM907639**	**HM907614**
47.625 1.8750	**111.125** 4.3750	**38.100** 1.5000	**536**	**532**
47.625 1.8750	**117.475** 4.6250	**33.338** 1.3125	**66187**	**66461**
47.625 1.8750	**120.650** 4.7500	**41.275** 1.6250	**617**	**612**
47.625 1.8750	**123.825** 4.8750	**36.512** 1.4375	**72187C**	**72487**
47.625 1.8750	**123.825** 4.8750	**36.512** 1.4375	**72187**	**72487**
48.412 1.9060	**95.250** 3.7500	**30.163** 1.1875	**HM804848**	**HM804810**
48.412 1.9060	**100.000** 3.9370	**28.173** 1.1092	**3781A**	**373**
49.212 1.9375	**90.000** 3.5433	**20.000** .7874	**365-S**	**362**
49.212 1.9375	**100.000** 3.9370	**28.173** 1.1092	**3781**	**373**
49.212 1.9375	**101.200** 3.9843	**43.657** 1.7188	**5395**	**5320**
49.212 1.9375	**104.775** 4.1250	**36.512** 1.4375	**HM807044**	**HM807010**
49.212 1.9375	**111.125** 4.3750	**38.100** 1.5000	**545**	**532**

The Bearing Dimension Catalog is not to be used as a design manual.
The cone bore section does not include all available parts – see series for additional information.

BORE d	OUTSIDE DIAMETER D	WIDTH T	CONE	CUP
49.212 1.9375	**114.300** 4.5000	**44.450** 1.7500	**HH506348**	**HH506310**
49.212 1.9375	**114.300** 4.5000	**44.450** 1.7500	**65390**	**65320**
49.212 1.9375	**120.251** 4.7343	**44.450** 1.7500	**5562**	**5520**
49.974 1.9675	**109.985** 4.3301	**29.251** 1.1516	**55196**	**55434**
49.982 1.9678	**111.125** 4.3750	**38.100** 1.5000	**546**	**532**
49.987 1.9680	**80.962** 3.1875	**18.257** .7188	**L305648**	**L305610**
49.987 1.9680	**89.980** 3.5425	**24.750** .9744	**28579**	**28520**
49.987 1.9680	**100.000** 3.9370	**25.000** .9842	**378A**	**372**
49.987 1.9680	**109.985** 4.3301	**29.251** 1.1516	**55194**	**55434**
49.987 1.9680	**114.300** 4.5000	**44.450** 1.7500	**HH506349**	**HH506310**
50.000 1.9685	**90.000** 3.5433	**20.000** .7874	**365**	**362**
50.000 1.9685	**95.250** 3.7500	**27.783** 1.0938	**33887X**	**33821**
50.000 1.9685	**100.000** 3.9370	**34.925** 1.3750	**529A**	**520X**
50.000 1.9685	**101.200** 3.9843	**42.895** 1.6888	**5360**	**5320**
50.000 1.9685	**107.950** 4.2500	**32.557** 1.2818	**465**	**452**
50.000 1.9685	**110.000** 4.3307	**27.000** 1.0630	**396**	**393**
50.000 1.9685	**80.000** 3.1496	**24.000** .9449	**X33010**	**Y33010**
50.000 1.9685	**85.000** 3.3465	**26.000** 1.0236	**X33110**	**Y33110**
50.000 1.9685	**90.000** 3.5433	**24.750** .9744	**X32210M**	**Y32210M**
50.000 1.9685	**90.000** 3.5433	**32.000** 1.2598	**X33210**	**Y33210**
50.000 1.9685	**110.000** 4.3307	**29.250** 1.1516	**X31310M**	**Y31310M**
50.000 1.9685	**110.000** 4.3307	**42.250** 1.6634	**X32310B**	**Y32310B**
50.800 2.0000	**77.788** 3.0625	**12.700** .5000	**LL205449**	**LL205410**
50.800 2.0000	**80.962** 3.1875	**18.257** .7188	**L305649**	**L305610**
50.800 2.0000	**85.000** 3.3465	**17.462** .6875	**18790**	**18720**
50.800 2.0000	**85.000** 3.3465	**24.500** .9646	**18200**	**18335E**
50.800 2.0000	**89.980** 3.5425	**24.750** .9744	**28580**	**28520**
50.800 2.0000	**90.000** 3.5433	**20.000** .7874	**368**	**362**
50.800 2.0000	**95.250** 3.7500	**27.783** 1.0938	**33889**	**33821**
50.800 2.0000	**96.838** 3.8125	**24.608** .9688	**28678**	**28621**
50.800 2.0000	**98.425** 3.8750	**21.000** .8268	**385A**	**382**
50.800 2.0000	**100.000** 3.9370	**25.000** .9842	**375**	**372**
50.800 2.0000	**100.000** 3.9370	**34.523** 1.3592	**3762**	**373**
50.800 2.0000	**100.000** 3.9370	**34.925** 1.3750	**529**	**520X**
50.800 2.0000	**101.200** 3.9843	**39.687** 1.5625	**4580**	**4520**
50.800 2.0000	**101.600** 4.0000	**31.750** 1.2500	**49585**	**49520**
50.800 2.0000	**104.775** 4.1250	**30.162** 1.1875	**45284**	**45220**
50.800 2.0000	**104.775** 4.1250	**36.512** 1.4375	**59200**	**59412**
50.800 2.0000	**104.775** 4.1250	**36.512** 1.4375	**HM807046**	**HM807010**
50.800 2.0000	**107.950** 4.2500	**32.557** 1.2818	**455**	**452**
50.800 2.0000	**109.985** 4.3301	**29.251** 1.1516	**55200**	**55434**
50.800 2.0000	**109.985** 4.3301	**29.251** 1.1516	**55200C**	**55434**
50.800 2.0000	**110.000** 4.3307	**27.000** 1.0630	**398**	**393**
50.800 2.0000	**111.125** 4.3750	**30.163** 1.1875	**HM907643**	**HM907614**
50.800 2.0000	**111.125** 4.3750	**38.100** 1.5000	**537**	**532**
50.800 2.0000	**112.712** 4.4375	**30.162** 1.1875	**3975**	**3919RB**
50.800 2.0000	**112.712** 4.4375	**30.163** 1.1875	**39573**	**39520**
50.800 2.0000	**114.300** 4.5000	**44.450** 1.7500	**65395**	**65320**
50.800 2.0000	**117.475** 4.6250	**33.338** 1.3125	**66200**	**66461**
50.800 2.0000	**120.251** 4.7343	**44.450** 1.7500	**5565**	**5520**
50.800 2.0000	**120.650** 4.7500	**41.275** 1.6250	**619**	**612**
50.800 2.0000	**123.825** 4.8750	**36.512** 1.4375	**72200C**	**72487**
50.800 2.0000	**123.825** 4.8750	**36.512** 1.4375	**72200**	**72487**
50.800 2.0000	**123.825** 4.8750	**38.100** 1.5000	**555**	**552**
50.800 2.0000	**127.000** 5.0000	**36.512** 1.4375	**HM813836**	**HM813810**
50.800 2.0000	**127.000** 5.0000	**44.450** 1.7500	**65200**	**65500**
50.800 2.0000	**127.000** 5.0000	**50.800** 2.0000	**6279**	**6220**
50.815 2.0006	**100.000** 3.9370	**35.000** 1.3780	**XGA33211**	**Y33211**
51.592 2.0312	**90.000** 3.5433	**20.000** .7874	**368-S**	**362**
51.592 2.0312	**100.000** 3.9370	**25.000** .9842	**377-S**	**372**
52.000 2.0472	**85.000** 3.3465	**24.500** .9646	**18204X**	**18335E**
52.000 2.0472	**90.000** 3.5433	**21.750** .8563	**XGA30210**	**Y30210**
52.388 2.0625	**89.980** 3.5425	**24.750** .9744	**28584**	**28520**
52.388 2.0625	**95.250** 3.7500	**27.783** 1.0938	**33890**	**33821**
52.388 2.0625	**100.000** 3.9370	**25.000** .9842	**377**	**372**
52.388 2.0625	**100.000** 3.9370	**28.173** 1.1092	**3767**	**373**
52.388 2.0625	**107.950** 4.2500	**32.557** 1.2818	**468**	**452**
52.388 2.0625	**109.985** 4.3301	**29.251** 1.1516	**55206**	**55434**
52.388 2.0625	**109.985** 4.3301	**29.251** 1.1516	**55206C**	**55434**
52.388 2.0625	**110.000** 4.3307	**36.512** 1.4375	**3959**	**3927X**

15

The Bearing Dimension Catalog is not to be used as a design manual.
The cone bore section does not include all available parts – see series for additional information.

BEARING DIMENSIONS BY CONE BORE

BORE d	OUTSIDE DIAMETER D	WIDTH T	CONE	CUP
52.388 2.0625	**111.125** 4.3750	**38.100** 1.5000	**540**	**532**
53.975 2.1250	**87.312** 3.4375	**18.258** .7188	**L507945**	**L507910**
53.975 2.1250	**88.900** 3.5000	**19.050** .7500	**LM806649**	**LM806610**
53.975 2.1250	**88.900** 3.5000	**20.241** .7969	**LM806349C**	**LM806310**
53.975 2.1250	**95.250** 3.7500	**27.783** 1.0938	**33895**	**33821**
53.975 2.1250	**98.425** 3.8750	**21.000** .8268	**389A**	**382**
53.975 2.1250	**104.775** 4.1250	**30.162** 1.1875	**45287**	**45220**
53.975 2.1250	**104.775** 4.1250	**36.512** 1.4375	**HM807049**	**HM807010**
53.975 2.1250	**107.950** 4.2500	**32.557** 1.2818	**456**	**452**
53.975 2.1250	**109.985** 4.3301	**29.251** 1.1516	**55212C**	**55434**
53.975 2.1250	**111.125** 4.3750	**38.100** 1.5000	**539**	**532**
53.975 2.1250	**112.712** 4.4375	**30.163** 1.1875	**39578**	**39520**
53.975 2.1250	**117.475** 4.6250	**33.338** 1.3125	**66212**	**66461**
53.975 2.1250	**120.251** 4.7343	**44.450** 1.7500	**5577**	**5520**
53.975 2.1250	**120.650** 4.7500	**41.275** 1.6250	**621**	**612**
53.975 2.1250	**122.238** 4.8125	**33.338** 1.3125	**66584**	**66520**
53.975 2.1250	**123.825** 4.8750	**36.512** 1.4375	**72212C**	**72487**
53.975 2.1250	**123.825** 4.8750	**36.512** 1.4375	**72212**	**72487**
53.975 2.1250	**123.825** 4.8750	**38.100** 1.5000	**557-S**	**552**
53.975 2.1250	**127.000** 5.0000	**44.450** 1.7500	**65212**	**65500**
53.975 2.1250	**127.000** 5.0000	**50.800** 2.0000	**6280**	**6220**
53.975 2.1250	**130.175** 5.1250	**36.513** 1.4375	**HM911242**	**HM911210**
53.975 2.1250	**136.525** 5.3750	**36.513** 1.4375	**78214**	**78537**
53.975 2.1250	**136.525** 5.3750	**36.513** 1.4375	**78214C**	**78537**
53.975 2.1250	**136.525** 5.3750	**41.275** 1.6250	**636**	**632**
54.488 2.1452	**104.775** 4.1250	**36.512** 1.4375	**HM807048**	**HM807010**
54.813 2.1580	**135.755** 5.3447	**53.975** 2.1250	**6380**	**6320**
54.988 2.1649	**107.950** 4.2500	**32.557** 1.2818	**466**	**452**
54.988 2.1649	**111.125** 4.3750	**38.100** 1.5000	**538**	**532**
54.988 2.1649	**135.755** 5.3447	**53.975** 2.1250	**6381**	**6320**
54.996 2.1652	**99.979** 3.9362	**24.605** .9687	**28970**	**28919**
55.000 2.1654	**90.000** 3.5433	**23.000** .9055	**X32011X**	**Y32011X**
55.000 2.1654	**90.000** 3.5433	**27.000** 1.0630	**X33011**	**Y33011**
55.000 2.1654	**95.000** 3.7402	**30.000** 1.1811	**X33111**	**Y33111**
55.000 2.1654	**100.000** 3.9370	**22.750** .8957	**X30211M**	**Y30211M**

BORE d	OUTSIDE DIAMETER D	WIDTH T	CONE	CUP
55.000 2.1654	**100.000** 3.9370	**35.000** 1.3780	**X33211M**	**Y33211M**
55.000 2.1654	**120.000** 4.7244	**31.500** 1.2402	**X30311**	**Y30311**
55.000 2.1654	**120.000** 4.7244	**31.500** 1.2402	**X31311M**	**Y31311M**
55.000 2.1654	**120.000** 4.7244	**45.500** 1.7913	**X32311BM**	**Y32311BM**
55.000 2.1654	**98.425** 3.8750	**21.000** .8268	**385**	**382**
55.000 2.1654	**120.000** 4.7244	**29.794** 1.1730	**475**	**472**
55.000 2.1654	**120.650** 4.7500	**41.275** 1.6250	**622X**	**612**
55.000 2.1654	**123.825** 4.8750	**38.100** 1.5000	**557**	**552**
55.006 2.1656	**120.650** 4.7500	**41.275** 1.6250	**622A**	**612**
55.474 2.1840	**98.425** 3.8750	**21.000** .8268	**386**	**382**
55.562 2.1875	**96.838** 3.8125	**24.608** .9688	**28680**	**28621**
55.562 2.1875	**107.950** 4.2500	**32.557** 1.2818	**466-S**	**452**
55.562 2.1875	**120.251** 4.7343	**44.450** 1.7500	**5566**	**5520**
55.562 2.1875	**123.825** 4.8750	**36.512** 1.4375	**72218C**	**72487**
55.562 2.1875	**123.825** 4.8750	**36.512** 1.4375	**72218**	**72487**
55.562 2.1875	**127.000** 5.0000	**36.512** 1.4375	**HM813840**	**HM813810**
55.575 2.1880	**98.425** 3.8750	**21.000** .8268	**389**	**382**
55.753 2.1950	**122.238** 4.8125	**33.338** 1.3125	**66583**	**66520**
57.150 2.2500	**87.312** 3.4375	**18.258** .7188	**L507949**	**L507910**
57.150 2.2500	**96.838** 3.8125	**24.608** .9688	**28682**	**28621**
57.150 2.2500	**98.425** 3.8750	**21.000** .8268	**387**	**382**
57.150 2.2500	**104.775** 4.1250	**30.162** 1.1875	**45289**	**45220**
57.150 2.2500	**107.950** 4.2500	**32.557** 1.2818	**462**	**452**
57.150 2.2500	**110.000** 4.3307	**27.000** 1.0630	**390**	**393**
57.150 2.2500	**112.712** 4.4375	**25.400** 1.0000	**29665**	**29620**
57.150 2.2500	**112.712** 4.4375	**30.163** 1.1875	**39580**	**39520**
57.150 2.2500	**112.712** 4.4375	**36.512** 1.4375	**3958**	**3919RB**
57.150 2.2500	**117.475** 4.6250	**30.162** 1.1875	**33225**	**33461**
57.150 2.2500	**117.475** 4.6250	**33.338** 1.3125	**66225**	**66461**
57.150 2.2500	**120.650** 4.7500	**41.275** 1.6250	**623**	**612**
57.150 2.2500	**122.238** 4.8125	**33.338** 1.3125	**66587**	**66520**
57.150 2.2500	**123.825** 4.8750	**36.512** 1.4375	**72225C**	**72487**
57.150 2.2500	**123.825** 4.8750	**36.512** 1.4375	**72225**	**72487**
57.150 2.2500	**123.825** 4.8750	**38.100** 1.5000	**555-S**	**552**
57.150 2.2500	**127.000** 5.0000	**44.450** 1.7500	**65225**	**65500**

The Bearing Dimension Catalog is not to be used as a design manual.
The cone bore section does not include all available parts – see series for additional information.

BORE d	OUTSIDE DIAMETER D	WIDTH T	CONE	CUP
57.150 2.2500	**135.755** 5.3447	**53.975** 2.1250	**6375**	**6320**
57.150 2.2500	**136.525** 5.3750	**36.513** 1.4375	**78225**	**78537**
57.150 2.2500	**136.525** 5.3750	**36.513** 1.4375	**78225C**	**78537**
57.150 2.2500	**136.525** 5.3750	**41.275** 1.6250	**635**	**632**
57.150 2.2500	**149.225** 5.8750	**53.975** 2.1250	**6455**	**6420**
57.150 2.2500	**152.400** 6.0000	**53.975** 2.1250	**HH814540**	**HH814510**
57.531 2.2650	**98.425** 3.8750	**21.000** .8268	**388A**	**382**
57.981 2.2827	**98.425** 3.8750	**21.000** .8268	**388XS**	**382**
58.738 2.3125	**112.712** 4.4375	**30.162** 1.1875	**3981**	**3919RB**
58.738 2.3125	**127.000** 5.0000	**44.450** 1.7500	**65231**	**65500**
59.530 2.3437	**112.712** 4.4375	**30.162** 1.1875	**3978**	**3919RB**
59.880 2.3575	**127.000** 5.0000	**44.450** 1.7500	**65235**	**65500**
59.931 2.3595	**150.089** 5.9090	**44.450** 1.7500	**745**	**742**
59.972 2.3611	**122.238** 4.8125	**33.338** 1.3125	**66589**	**66520**
59.977 2.3613	**99.979** 3.9362	**24.605** .9687	**28980**	**28919**
59.977 2.3613	**122.238** 4.8125	**33.338** 1.3125	**66586**	**66520**
59.987 2.3617	**104.775** 4.1250	**21.433** .8438	**39236**	**39412**
59.987 2.3617	**112.712** 4.4375	**30.162** 1.1875	**3977X**	**3919RB**
59.987 2.3617	**123.825** 4.8750	**38.100** 1.5000	**558-S**	**552**
59.987 2.3617	**127.000** 5.0000	**36.512** 1.4375	**HM813839**	**HM813810**
59.987 2.3617	**130.175** 5.1250	**34.100** 1.3425	**HM911244**	**HM911210**
59.987 2.3617	**135.755** 5.3447	**53.975** 2.1250	**6391**	**6320**
59.987 2.3617	**146.050** 5.7500	**41.275** 1.6250	**H913840**	**H913810**
60.000 2.3622	**107.950** 4.2500	**25.400** 1.0000	**29580**	**29520**
60.000 2.3622	**110.000** 4.3307	**27.000** 1.0630	**397**	**393**
60.000 2.3622	**112.712** 4.4375	**30.162** 1.1875	**3977**	**3919RB**
60.000 2.3622	**112.712** 4.4375	**30.163** 1.1875	**39582A**	**39520**
60.000 2.3622	**120.000** 4.7244	**29.794** 1.1730	**476**	**472**
60.000 2.3622	**120.251** 4.7343	**44.998** 1.7716	**5569**	**5520**
60.000 2.3622	**122.238** 4.8125	**33.338** 1.3125	**66585**	**66520**
60.000 2.3622	**123.825** 4.8750	**38.100** 1.5000	**558X**	**552**
60.000 2.3622	**135.755** 5.3447	**53.975** 2.1250	**6361**	**6320**
60.000 2.3622	**150.089** 5.9090	**44.450** 1.7500	**746**	**742**
60.000 2.3622	**95.000** 3.7402	**23.000** .9055	**X32012X**	**Y32012X**
60.000 2.3622	**95.000** 3.7402	**27.000** 1.0630	**X33012**	**Y33012**

BORE d	OUTSIDE DIAMETER D	WIDTH T	CONE	CUP
60.000 2.3622	**100.000** 3.9370	**30.000** 1.1811	**X33112**	**Y33112**
60.000 2.3622	**110.000** 4.3307	**23.750** .9350	**X30212M**	**Y30212M**
60.000 2.3622	**110.000** 4.3307	**29.750** 1.1713	**X32212M**	**Y32212M**
60.000 2.3622	**130.000** 5.1181	**33.500** 1.3189	**X30312M**	**Y30312M**
60.000 2.3622	**130.000** 5.1181	**33.500** 1.3189	**X31312M**	**Y31312M**
60.000 2.3622	**130.000** 5.1181	**48.500** 1.9094	**X32312B**	**Y32312B**
60.325 2.3750	**99.979** 3.9362	**24.605** .9687	**28985**	**28919**
60.325 2.3750	**103.213** 4.0635	**17.247** .6790	**L812144**	**L812111**
60.325 2.3750	**112.712** 4.4375	**36.512** 1.4375	**3960**	**3919RB**
60.325 2.3750	**120.251** 4.7343	**44.450** 1.7500	**5582**	**5520**
60.325 2.3750	**122.238** 4.8125	**38.100** 1.5000	**HM212044**	**HM212010**
60.325 2.3750	**123.825** 4.8750	**38.100** 1.5000	**557A**	**552**
60.325 2.3750	**127.000** 5.0000	**36.512** 1.4375	**HM813841**	**HM813810**
60.325 2.3750	**127.000** 5.0000	**44.450** 1.7500	**65237**	**65500**
60.325 2.3750	**130.175** 5.1250	**36.513** 1.4375	**HM911245**	**HM911210**
60.325 2.3750	**135.755** 5.3447	**53.975** 2.1250	**6376**	**6320**
60.325 2.3750	**136.525** 5.3750	**36.513** 1.4375	**78238**	**78537**
60.325 2.3750	**136.525** 5.3750	**36.513** 1.4375	**78238C**	**78537**
60.325 2.3750	**136.525** 5.3750	**41.275** 1.6250	**637**	**632**
60.325 2.3750	**139.700** 5.5000	**46.038** 1.8125	**H715332**	**H715310**
60.325 2.3750	**152.400** 6.0000	**52.705** 2.0750	**HH814542**	**HH814510**
60.325 2.3750	**161.925** 6.3750	**47.625** 1.8750	**9275**	**9220**
61.912 2.4375	**110.000** 4.3307	**27.000** 1.0630	**392**	**393**
61.912 2.4375	**123.825** 4.8750	**38.100** 1.5000	**554**	**552**
61.912 2.4375	**127.000** 5.0000	**36.512** 1.4375	**HM813843**	**HM813810**
61.912 2.4375	**130.175** 5.1250	**36.513** 1.4375	**HM911249**	**HM911210**
61.912 2.4375	**139.700** 5.5000	**46.038** 1.8125	**H715334**	**H715310**
61.912 2.4375	**146.050** 5.7500	**41.275** 1.6250	**H913842**	**H913810**
61.912 2.4375	**158.750** 6.2500	**55.562** 2.1875	**9178**	**9120**
61.976 2.4400	**99.979** 3.9362	**23.813** .9375	**28990**	**28919**
62.738 2.4700	**99.979** 3.9362	**24.605** .9687	**28995**	**28919**
63.487 2.4995	**94.976** 3.7392	**17.000** .6693	**L910349**	**L910310**
63.500 2.5000	**92.075** 3.6250	**13.495** .5313	**LL510749**	**LL510710**
63.500 2.5000	**94.458** 3.7188	**19.050** .7500	**L610549**	**L610510**
63.500 2.5000	**101.600** 4.0000	**25.400** 1.0000	**LM110848**	**LM110811**

The Bearing Dimension Catalog is not to be used as a design manual.
The cone bore section does not include all available parts – see series for additional information.

BEARING DIMENSIONS BY CONE BORE

BORE d	OUTSIDE DIAMETER D	WIDTH T	CONE	CUP
63.500 2.5000	**104.775** 4.1250	**21.433** .8438	**39250**	**39412**
63.500 2.5000	**107.950** 4.2500	**25.398** .9999	**M111048**	**M111012**
63.500 2.5000	**107.950** 4.2500	**25.400** 1.0000	**29585**	**29520**
63.500 2.5000	**110.000** 4.3307	**27.000** 1.0630	**390A**	**393**
63.500 2.5000	**112.712** 4.4375	**25.400** 1.0000	**29670**	**29620**
63.500 2.5000	**112.712** 4.4375	**30.163** 1.1875	**39585**	**39520**
63.500 2.5000	**112.712** 4.4375	**36.512** 1.4375	**3955**	**3919RB**
63.500 2.5000	**117.475** 4.6250	**30.162** 1.1875	**33251**	**33461**
63.500 2.5000	**120.000** 4.7244	**29.794** 1.1730	**477**	**472**
63.500 2.5000	**120.251** 4.7343	**52.387** 2.0625	**5552**	**5520**
63.500 2.5000	**122.238** 4.8125	**38.100** 1.5000	**HM212046**	**HM212010**
63.500 2.5000	**123.825** 4.8750	**38.100** 1.5000	**559**	**552**
63.500 2.5000	**127.000** 5.0000	**36.512** 1.4375	**HM813842**	**HM813810**
63.500 2.5000	**130.048** 5.1200	**36.512** 1.4375	**565**	**562**
63.500 2.5000	**135.755** 5.3447	**53.975** 2.1250	**6382**	**6320**
63.500 2.5000	**136.525** 5.3750	**36.513** 1.4375	**78250**	**78537**
63.500 2.5000	**136.525** 5.3750	**36.513** 1.4375	**78248C**	**78537**
63.500 2.5000	**136.525** 5.3750	**41.275** 1.6250	**H414235**	**H414210**
63.500 2.5000	**136.525** 5.3750	**41.275** 1.6250	**639**	**632**
63.500 2.5000	**139.700** 5.5000	**46.038** 1.8125	**H715336**	**H715310**
63.500 2.5000	**149.225** 5.8750	**53.975** 2.1250	**6475**	**6420**
63.500 2.5000	**150.089** 5.9090	**44.450** 1.7500	**745-S**	**742**
63.500 2.5000	**177.800** 7.0000	**57.150** 2.2500	**HH914447**	**HH914412**
64.000 2.5197	**104.775** 4.1250	**21.433** .8438	**39252X**	**39412**
64.960 2.5575	**149.225** 5.8750	**53.975** 2.1250	**6464**	**6420**
64.960 2.5575	**150.089** 5.9090	**44.450** 1.7500	**747-S**	**742**
64.960 2.5575	**152.400** 6.0000	**41.275** 1.6250	**656**	**652**
64.963 2.5576	**130.048** 5.1200	**36.512** 1.4375	**569**	**562**
64.973 2.5580	**110.000** 4.3307	**27.000** 1.0630	**396-S**	**393**
64.973 2.5580	**135.755** 5.3447	**53.975** 2.1250	**6385**	**6320**
64.988 2.5586	**107.950** 4.2500	**25.400** 1.0000	**29588**	**29520**
64.988 2.5586	**112.712** 4.4375	**30.163** 1.1875	**39586**	**39520**
64.988 2.5586	**120.000** 4.7244	**29.794** 1.1730	**478XA**	**472**
64.988 2.5586	**136.525** 5.3750	**36.513** 1.4375	**78255X**	**78537**
65.000 2.5591	**100.000** 3.9370	**23.000** .9055	**X32013X**	**Y32013X**
65.000 2.5591	**100.000** 3.9370	**27.000** 1.0630	**X33013**	**Y33013**
65.000 2.5591	**110.000** 4.3307	**34.000** 1.3386	**X33113**	**Y33113**
65.000 2.5591	**120.000** 4.7244	**24.750** .9744	**X30213M**	**Y30213M**
65.000 2.5591	**120.000** 4.7244	**32.750** 1.2894	**X32213**	**YAA32213**
65.000 2.5591	**120.000** 4.7244	**41.000** 1.6142	**X33213M**	**Y33213M**
65.000 2.5591	**140.000** 5.5118	**36.000** 1.4173	**X30313**	**Y30313**
65.000 2.5591	**140.000** 5.5118	**36.000** 1.4173	**X31313M**	**Y31313M**
65.000 2.5591	**140.000** 5.5118	**51.000** 2.0079	**X32313M**	**Y32313M**
65.000 2.5591	**110.000** 4.3307	**27.000** 1.0630	**399**	**393**
65.000 2.5591	**120.000** 4.7244	**29.794** 1.1730	**478**	**472**
65.000 2.5591	**135.755** 5.3447	**53.975** 2.1250	**6385-S**	**6320**
65.088 2.5625	**135.755** 5.3447	**63.500** 2.5000	**6377**	**6320**
65.088 2.5625	**139.700** 5.5000	**46.038** 1.8125	**H715340**	**H715310**
65.883 2.5938	**120.251** 4.7343	**44.450** 1.7500	**5595**	**5520**
65.987 2.5979	**123.975** 4.8809	**41.500** 1.6339	**H212749**	**H212710**
66.650 2.6240	**112.712** 4.4375	**30.163** 1.1875	**39590A**	**39520**
66.675 2.6250	**103.213** 4.0635	**17.247** .6790	**L812147**	**L812111**
66.675 2.6250	**107.950** 4.2500	**25.400** 1.0000	**29590**	**29520**
66.675 2.6250	**110.000** 4.3307	**27.000** 1.0630	**395A**	**393**
66.675 2.6250	**112.712** 4.4375	**30.162** 1.1875	**3984**	**3919RB**
66.675 2.6250	**112.712** 4.4375	**30.163** 1.1875	**39589**	**39520**
66.675 2.6250	**117.475** 4.6250	**30.162** 1.1875	**33261**	**33461**
66.675 2.6250	**120.000** 4.7244	**29.794** 1.1730	**478-S**	**472**
66.675 2.6250	**122.238** 4.8125	**38.100** 1.5000	**HM212049**	**HM212010**
66.675 2.6250	**123.825** 4.8750	**38.100** 1.5000	**560**	**552**
66.675 2.6250	**127.000** 5.0000	**36.512** 1.4375	**HM813844**	**HM813810**
66.675 2.6250	**133.350** 5.2500	**30.163** 1.1875	**495AA**	**492A**
66.675 2.6250	**135.755** 5.3447	**53.975** 2.1250	**6386**	**6320**
66.675 2.6250	**136.525** 5.3750	**41.275** 1.6250	**H414242**	**H414210**
66.675 2.6250	**136.525** 5.3750	**41.275** 1.6250	**641**	**632**
66.675 2.6250	**139.700** 5.5000	**46.038** 1.8125	**H715341**	**H715310**
66.675 2.6250	**152.400** 6.0000	**53.975** 2.1250	**HH814547**	**HH814510**
66.675 2.6250	**177.800** 7.0000	**57.150** 2.2500	**HH914449**	**HH914412**
68.262 2.6875	**110.000** 4.3307	**27.000** 1.0630	**399A**	**393**
68.262 2.6875	**117.475** 4.6250	**30.162** 1.1875	**33269**	**33461**

The Bearing Dimension Catalog is not to be used as a design manual.
The cone bore section does not include all available parts – see series for additional information.

BORE d	OUTSIDE DIAMETER D	WIDTH T	CONE	CUP
68.262 2.6875	**120.000** 4.7244	**29.794** 1.1730	**480**	**472**
68.262 2.6875	**120.251** 4.7343	**52.387** 2.0625	**5557**	**5520**
68.262 2.6875	**123.825** 4.8750	**38.100** 1.5000	**560-S**	**552**
68.262 2.6875	**130.048** 5.1200	**36.512** 1.4375	**570**	**562**
68.262 2.6875	**136.525** 5.3750	**41.275** 1.6250	**H414245**	**H414210**
68.262 2.6875	**136.525** 5.3750	**41.275** 1.6250	**642**	**632**
68.262 2.6875	**139.700** 5.5000	**46.038** 1.8125	**H715343**	**H715310**
68.262 2.6875	**152.400** 6.0000	**47.626** 1.8750	**H914841**	**H914811**
68.262 2.6875	**158.750** 6.2500	**50.800** 2.0000	**9185**	**9120**
68.262 2.6875	**161.925** 6.3750	**49.212** 1.9375	**9278**	**9220**
69.850 2.7500	**98.425** 3.8750	**13.495** .5313	**LL713049**	**LL713010**
69.850 2.7500	**99.217** 3.9062	**17.000** .6693	**LL713149**	**LL713110**
69.850 2.7500	**101.600** 4.0000	**19.050** .7500	**L713049**	**L713010**
69.850 2.7500	**112.712** 4.4375	**22.225** .8750	**LM613449**	**LM613410**
69.850 2.7500	**112.712** 4.4375	**25.400** 1.0000	**29675**	**29620**
69.850 2.7500	**117.475** 4.6250	**30.162** 1.1875	**33275**	**33461**
69.850 2.7500	**120.000** 4.7244	**29.794** 1.1730	**482**	**472**
69.850 2.7500	**120.000** 4.7244	**32.545** 1.2813	**47487**	**47420**
69.850 2.7500	**127.000** 5.0000	**36.512** 1.4375	**HM813846**	**HM813810**
69.850 2.7500	**130.048** 5.1200	**36.512** 1.4375	**566**	**562**
69.850 2.7500	**136.525** 5.3750	**41.275** 1.6250	**643**	**632**
69.850 2.7500	**139.700** 5.5000	**46.038** 1.8125	**H715344**	**H715310**
69.850 2.7500	**146.050** 5.7500	**36.512** 1.4375	**HM914545**	**HM914510**
69.850 2.7500	**146.050** 5.7500	**41.275** 1.6250	**H913849**	**H913810**
69.850 2.7500	**149.225** 5.8750	**53.975** 2.1250	**6454**	**6420**
69.850 2.7500	**150.089** 5.9090	**44.450** 1.7500	**744A**	**742**
69.850 2.7500	**152.400** 6.0000	**41.275** 1.6250	**655**	**652**
69.850 2.7500	**168.275** 6.6250	**53.975** 2.1250	**835**	**832**
69.914 2.7525	**177.800** 7.0000	**52.387** 2.0625	**9382**	**9320**
69.952 2.7540	**120.000** 4.7244	**23.000** .9055	**34274**	**34472X**
69.987 2.7554	**139.700** 5.5000	**46.038** 1.8125	**H715347**	**H715310**
69.987 2.7554	**176.212** 6.9375	**54.770** 2.1563	**H916642**	**H916610**
70.000 2.7559	**112.712** 4.4375	**25.400** 1.0000	**29677**	**29620**
70.000 2.7559	**120.000** 4.7244	**23.000** .9055	**34275**	**34472X**
70.000 2.7559	**120.000** 4.7244	**29.794** 1.1730	**484**	**472**

BORE d	OUTSIDE DIAMETER D	WIDTH T	CONE	CUP
70.000 2.7559	**130.048** 5.1200	**36.512** 1.4375	**570X**	**562**
70.000 2.7559	**140.000** 5.5118	**43.002** 1.6930	**HM515737**	**HM515714**
70.000 2.7559	**149.225** 5.8750	**53.975** 2.1250	**6459**	**6420**
70.000 2.7559	**110.000** 4.3307	**25.000** .9843	**X32014X**	**Y32014X**
70.000 2.7559	**110.000** 4.3307	**31.000** 1.2205	**X33014M**	**Y33014M**
70.000 2.7559	**120.000** 4.7244	**37.000** 1.4567	**X33114**	**Y33114**
70.000 2.7559	**125.000** 4.9213	**26.250** 1.0335	**X30214M**	**Y30214M**
70.000 2.7559	**125.000** 4.9213	**33.250** 1.3091	**X32214M**	**Y32214M**
70.000 2.7559	**125.000** 4.9213	**41.000** 1.6142	**X33214**	**Y33214**
70.000 2.7559	**150.000** 5.9055	**38.000** 1.4961	**X31314M**	**Y31314M**
70.000 2.7559	**150.000** 5.9055	**38.000** 1.4961	**X30314**	**Y30314**
70.000 2.7559	**150.000** 5.9055	**54.000** 2.1260	**X32314M**	**Y32314M**
70.637 2.7810	**112.712** 4.4375	**25.400** 1.0000	**29680**	**29620**
71.412 2.8115	**130.048** 5.1200	**36.512** 1.4375	**567AA**	**562**
71.438 2.8125	**117.475** 4.6250	**30.162** 1.1875	**33281**	**33461**
71.438 2.8125	**120.000** 4.7244	**32.545** 1.2813	**47490**	**47420**
71.438 2.8125	**127.000** 5.0000	**36.512** 1.4375	**HM813849**	**HM813810**
71.438 2.8125	**130.048** 5.1200	**36.512** 1.4375	**567A**	**562**
71.438 2.8125	**133.350** 5.2500	**30.163** 1.1875	**495-S**	**492A**
71.438 2.8125	**133.350** 5.2500	**33.337** 1.3125	**47675**	**47620**
71.438 2.8125	**136.525** 5.3750	**41.275** 1.6250	**H414249**	**H414210**
71.438 2.8125	**136.525** 5.3750	**41.275** 1.6250	**644**	**632**
71.438 2.8125	**139.700** 5.5000	**46.038** 1.8125	**H715345**	**H715310**
73.025 2.8750	**112.712** 4.4375	**25.400** 1.0000	**29685**	**29620**
73.025 2.8750	**117.475** 4.6250	**25.400** 1.0000	**LM814845**	**LM814810**
73.025 2.8750	**117.475** 4.6250	**30.162** 1.1875	**33287**	**33461**
73.025 2.8750	**123.825** 4.8750	**38.887** 1.5310	**M514546**	**M514512**
73.025 2.8750	**125.412** 4.9375	**25.400** 1.0000	**27680**	**27620**
73.025 2.8750	**127.000** 5.0000	**30.163** 1.1875	**42683**	**42620**
73.025 2.8750	**130.048** 5.1200	**36.512** 1.4375	**567**	**562**
73.025 2.8750	**139.992** 5.5115	**36.513** 1.4375	**576**	**572**
73.025 2.8750	**140.000** 5.5118	**50.800** 2.0000	**HM515741**	**HM515714**
73.025 2.8750	**142.138** 5.5960	**50.800** 2.0000	**5752**	**5720**
73.025 2.8750	**149.225** 5.8750	**53.975** 2.1250	**6460**	**6420**
73.025 2.8750	**150.089** 5.9090	**44.450** 1.7500	**744**	**742**

The Bearing Dimension Catalog is not to be used as a design manual.
The cone bore section does not include all available parts – see series for additional information.

BEARING DIMENSIONS BY CONE BORE

BORE d	OUTSIDE DIAMETER D	WIDTH T	CONE	CUP
73.025 2.8750	152.400 6.0000	41.275 1.6250	657	652
73.025 2.8750	161.925 6.3750	47.625 1.8750	762	752
73.817 2.9062	112.712 4.4375	25.400 1.0000	29688	29620
73.817 2.9062	130.048 5.1200	36.512 1.4375	568	562
74.612 2.9375	139.992 5.5115	36.513 1.4375	577	572
74.612 2.9375	152.400 6.0000	41.275 1.6250	658	652
74.976 2.9518	120.000 4.7244	23.000 .9055	34294	34472X
74.988 2.9523	127.000 5.0000	30.163 1.1875	42686	42620
75.000 2.9528	115.000 4.5276	25.000 .9843	X32015X	Y32015X
75.000 2.9528	115.000 4.5276	31.000 1.2205	X33015	Y33015
75.000 2.9528	125.000 4.9213	37.000 1.4567	X33115	Y33115
75.000 2.9528	130.000 5.1181	27.250 1.0728	X30215M	Y30215M
75.000 2.9528	130.000 5.1181	33.250 1.3091	X32215M	Y32215M
75.000 2.9528	130.000 5.1181	41.000 1.6142	X33215M	Y33215M
75.000 2.9528	160.000 6.2992	40.000 1.5748	X30315M	Y30315M
75.000 2.9528	160.000 6.2992	40.000 1.5748	X31315M	Y31315M
75.000 2.9528	130.048 5.1200	36.512 1.4375	568X	562
75.000 2.9528	133.350 5.2500	30.163 1.1875	497X	492A
75.987 2.9916	131.976 5.1959	39.000 1.5354	HM215249	HM215210
76.000 2.9921	120.000 4.7244	23.000 .9055	34299X	34472X
76.162 2.9985	169.850 6.6870	53.975 2.1250	6574P	6520
76.200 3.0000	98.425 3.8750	11.112 .4375	EL914049	EL914010
76.200 3.0000	105.570 4.1563	13.495 .5313	LL714649	LL714610
76.200 3.0000	109.538 4.3125	19.050 .7500	L814749	L814710
76.200 3.0000	115.888 4.5625	26.987 1.0625	LM114848	LM114811
76.200 3.0000	120.000 4.7244	23.000 .9055	34300	34472X
76.200 3.0000	125.412 4.9375	25.400 1.0000	27684	27620
76.200 3.0000	127.000 5.0000	30.163 1.1875	42687	42620
76.200 3.0000	133.350 5.2500	30.163 1.1875	495A	492A
76.200 3.0000	133.350 5.2500	33.337 1.3125	47678	47620
76.200 3.0000	133.350 5.2500	39.687 1.5625	HM516442	HM516410
76.200 3.0000	139.700 5.5000	46.038 1.8125	H715346	H715310
76.200 3.0000	139.992 5.5115	36.513 1.4375	575	572
76.200 3.0000	140.000 5.5118	44.450 1.7500	HM515745	HM515714
76.200 3.0000	142.138 5.5960	50.800 2.0000	5755	5720
76.200 3.0000	149.225 5.8750	53.975 2.1250	6461	6420
76.200 3.0000	150.089 5.9090	44.450 1.7500	748-S	742
76.200 3.0000	152.400 6.0000	39.688 1.5625	590A	592
76.200 3.0000	152.400 6.0000	41.275 1.6250	659	652
76.200 3.0000	161.925 6.3750	47.625 1.8750	755	752
76.200 3.0000	161.925 6.3750	49.212 1.9375	9285	9220
76.200 3.0000	168.275 6.6250	53.975 2.1250	837	832
76.200 3.0000	169.850 6.6870	62.705 2.4687	6554	6520
76.200 3.0000	177.800 7.0000	55.562 2.1875	9378	9320
76.200 3.0000	180.975 7.1250	53.975 2.1250	H917840	H917810
76.200 3.0000	190.500 7.5000	57.150 2.2500	HH221430	HH221410
77.356 3.0455	120.000 4.7244	23.000 .9055	34304	34472X
77.788 3.0625	117.475 4.6250	25.400 1.0000	LM814849	LM814810
77.788 3.0625	120.000 4.7244	23.000 .9055	34306	34472X
77.788 3.0625	127.000 5.0000	30.163 1.1875	42690	42620
77.788 3.0625	133.350 5.2500	30.163 1.1875	495AS	492A
77.788 3.0625	139.700 5.5000	46.038 1.8125	H715348	H715310
77.788 3.0625	142.138 5.5960	44.450 1.7500	5795	5720
77.788 3.0625	146.050 5.7500	33.337 1.3125	47880	47820
77.788 3.0625	164.976 6.4951	49.500 1.9488	H816249	H816210
79.375 3.1250	140.000 5.5118	44.450 1.7500	HM515749	HM515714
79.375 3.1250	150.089 5.9090	44.450 1.7500	750	742
79.375 3.1250	152.400 6.0000	39.688 1.5625	595A	592
79.375 3.1250	152.400 6.0000	41.275 1.6250	661	652
79.375 3.1250	161.925 6.3750	47.625 1.8750	756A	752
79.375 3.1250	190.500 7.5000	57.150 2.2500	HH221431	HH221410
79.974 3.1486	129.974 5.1171	26.987 1.0625	LM716446	LM716411
79.974 3.1486	146.975 5.7864	40.000 1.5748	HM218238	HM218210
79.985 3.1490	133.350 5.2500	30.163 1.1875	496X	492A
79.985 3.1490	139.992 5.5115	36.513 1.4375	578	572
79.985 3.1490	152.400 6.0000	39.688 1.5625	590	592
79.992 3.1493	139.992 5.5115	36.513 1.4375	578W	572
80.000 3.1496	150.089 5.9090	44.450 1.7500	748	742
80.000 3.1496	200.000 7.8740	52.761 2.0772	98316	98788
80.000 3.1496	125.000 4.9213	29.000 1.1417	X32016X	Y32016X

The Bearing Dimension Catalog is not to be used as a design manual.
The cone bore section does not include all available parts – see series for additional information.

BORE d	OUTSIDE DIAMETER D	WIDTH T	CONE	CUP
80.000 3.1496	**130.000** 5.1181	**37.000** 1.4567	**X33116M**	**Y33116M**
80.000 3.1496	**140.000** 5.5118	**28.250** 1.1122	**X30216M**	**Y30216M**
80.000 3.1496	**140.000** 5.5118	**35.250** 1.3878	**X32216M**	**Y32216M**
80.000 3.1496	**140.000** 5.5118	**46.000** 1.8110	**X33216**	**Y33216**
80.000 3.1496	**170.000** 6.6929	**42.500** 1.6732	**X30316M**	**Y30316M**
80.000 3.1496	**170.000** 6.6929	**61.500** 2.4213	**X32316M**	**Y32316M**
80.962 3.1875	**133.350** 5.2500	**30.163** 1.1875	**496**	**492A**
80.962 3.1875	**133.350** 5.2500	**33.337** 1.3125	**47681**	**47620**
80.962 3.1875	**133.350** 5.2500	**39.687** 1.5625	**HM516447**	**HM516410**
80.962 3.1875	**139.992** 5.5115	**36.513** 1.4375	**581**	**572**
80.962 3.1875	**150.089** 5.9090	**44.450** 1.7500	**740**	**742**
80.962 3.1875	**152.400** 6.0000	**38.100** 1.5000	**662**	**652**
80.962 3.1875	**168.275** 6.6250	**53.975** 2.1250	**838**	**832**
81.700 3.2165	**133.350** 5.2500	**30.163** 1.1875	**496AS**	**492A**
82.550 3.2500	**114.300** 4.5000	**15.083** .5938	**LL116249**	**LL116210**
82.550 3.2500	**115.888** 4.5625	**20.637** .8125	**L116149**	**L116110**
82.550 3.2500	**123.825** 4.8750	**28.575** 1.1250	**LM116548**	**LM116511**
82.550 3.2500	**125.412** 4.9375	**25.400** 1.0000	**27687**	**27620**
82.550 3.2500	**129.974** 5.1171	**26.987** 1.0625	**LM716449**	**LM716411**
82.550 3.2500	**133.350** 5.2500	**30.163** 1.1875	**495**	**492A**
82.550 3.2500	**133.350** 5.2500	**33.337** 1.3125	**47685**	**47620**
82.550 3.2500	**133.350** 5.2500	**39.687** 1.5625	**HM516448**	**HM516410**
82.550 3.2500	**139.992** 5.5115	**36.513** 1.4375	**580**	**572**
82.550 3.2500	**142.138** 5.5960	**42.863** 1.6875	**HM617045**	**HM617010**
82.550 3.2500	**150.089** 5.9090	**44.450** 1.7500	**749A**	**742**
82.550 3.2500	**152.400** 6.0000	**39.688** 1.5625	**595**	**592**
82.550 3.2500	**152.400** 6.0000	**41.275** 1.6250	**663**	**652**
82.550 3.2500	**161.925** 6.3750	**47.625** 1.8750	**756**	**752**
82.550 3.2500	**168.275** 6.6250	**53.975** 2.1250	**839**	**832**
82.550 3.2500	**169.850** 6.6870	**53.975** 2.1250	**6559C**	**6520**
82.550 3.2500	**180.975** 7.1250	**53.975** 2.1250	**H917849**	**H917810**
83.345 3.2813	**125.412** 4.9375	**25.400** 1.0000	**27688H**	**27620**
83.345 3.2813	**133.350** 5.2500	**33.337** 1.3125	**47688**	**47620**
84.000 3.3071	**140.000** 5.5118	**32.000** 1.2598	**XUA32018X**	**Y32018X**
84.138 3.3125	**133.350** 5.2500	**30.163** 1.1875	**498**	**492A**
84.138 3.3125	**152.400** 6.0000	**41.275** 1.6250	**664**	**652**
84.138 3.3125	**177.800** 7.0000	**52.387** 2.0625	**9386H**	**9320**
84.138 3.3125	**193.675** 7.6250	**52.000** 2.0472	**H919942**	**H919911**
84.976 3.3455	**125.412** 4.9375	**25.400** 1.0000	**27695**	**27620**
84.976 3.3455	**133.350** 5.2500	**30.163** 1.1875	**499A**	**492A**
85.000 3.3465	**130.000** 5.1181	**29.000** 1.1417	**X32017X**	**Y32017X**
85.000 3.3465	**130.000** 5.1181	**36.000** 1.4173	**X33017**	**Y33017**
85.000 3.3465	**140.000** 5.5118	**41.000** 1.6142	**X33117**	**Y33117**
85.000 3.3465	**150.000** 5.9055	**30.500** 1.2008	**X30217M**	**Y30217M**
85.000 3.3465	**150.000** 5.9055	**38.500** 1.5157	**X32217M**	**Y32217M**
85.000 3.3465	**150.000** 5.9055	**49.000** 1.9291	**X33217M**	**Y33217M**
85.000 3.3465	**180.000** 7.0866	**44.500** 1.7520	**X30317M**	**Y30317M**
85.000 3.3465	**180.000** 7.0866	**63.500** 2.5000	**X32317**	**Y32317**
85.000 3.3465	**152.400** 6.0000	**39.688** 1.5625	**599X**	**592**
85.000 3.3465	**152.400** 6.0000	**41.275** 1.6250	**665X**	**652**
85.000 3.3465	**161.925** 6.3750	**48.006** 1.8900	**762X**	**752**
85.000 3.3465	**188.912** 7.4375	**53.297** 2.0983	**90334**	**90744**
85.000 3.3465	**200.000** 7.8740	**52.761** 2.0772	**98335**	**98788**
85.026 3.3475	**150.089** 5.9090	**44.450** 1.7500	**749**	**742**
85.725 3.3750	**133.350** 5.2500	**30.163** 1.1875	**497**	**492A**
85.725 3.3750	**142.138** 5.5960	**42.863** 1.6875	**HM617048**	**HM617010**
85.725 3.3750	**152.400** 6.0000	**39.688** 1.5625	**596**	**592**
85.725 3.3750	**152.400** 6.0000	**41.275** 1.6250	**665**	**652**
85.725 3.3750	**161.925** 6.3750	**47.625** 1.8750	**758**	**752**
85.725 3.3750	**168.275** 6.6250	**41.275** 1.6250	**677**	**672**
85.725 3.3750	**168.275** 6.6250	**53.975** 2.1250	**841**	**832**
87.312 3.4375	**123.825** 4.8750	**20.637** .8125	**L217847**	**L217810**
87.312 3.4375	**152.400** 6.0000	**39.688** 1.5625	**596-S**	**592**
87.312 3.4375	**190.500** 7.5000	**57.150** 2.2500	**HH221432**	**HH221410**
87.312 3.4375	**190.500** 7.5000	**57.150** 2.2500	**869**	**852**
87.960 3.4630	**148.430** 5.8437	**28.575** 1.1250	**42346**	**42584**
88.900 3.5000	**121.442** 4.7812	**15.082** .5938	**LL217849**	**LL217810**
88.900 3.5000	**123.825** 4.8750	**20.637** .8125	**L217849**	**L217810**
88.900 3.5000	**125.412** 4.9375	**19.050** .7500	**L117549**	**L117510**
88.900 3.5000	**130.175** 5.1250	**28.574** 1.1250	**LM117949**	**LM117910**

The Bearing Dimension Catalog is not to be used as a design manual.
The cone bore section does not include all available parts – see series for additional information.

BEARING DIMENSIONS BY CONE BORE

BORE d	OUTSIDE DIAMETER D	WIDTH T	CONE	CUP
88.900 3.5000	**148.430** 5.8437	**28.575** 1.1250	**42350**	**42584**
88.900 3.5000	**152.400** 6.0000	**39.688** 1.5625	**593**	**592**
88.900 3.5000	**152.400** 6.0000	**39.688** 1.5625	**HM518445**	**HM518410**
88.900 3.5000	**160.096** 6.3030	**30.124** 1.1860	**69350X**	**69630**
88.900 3.5000	**161.925** 6.3750	**47.625** 1.8750	**759**	**752**
88.900 3.5000	**168.275** 6.6250	**41.275** 1.6250	**679**	**672**
88.900 3.5000	**168.275** 6.6250	**53.975** 2.1250	**850**	**832**
88.900 3.5000	**169.850** 6.6870	**62.705** 2.4687	**6552**	**6520**
88.900 3.5000	**171.450** 6.7500	**47.625** 1.8750	**77350**	**77675**
88.900 3.5000	**180.975** 7.1250	**47.625** 1.8750	**775**	**772**
88.900 3.5000	**190.500** 7.5000	**57.150** 2.2500	**HH221434**	**HH221410**
88.900 3.5000	**190.500** 7.5000	**57.150** 2.2500	**855**	**852**
88.900 3.5000	**200.000** 7.8740	**52.761** 2.0772	**98350**	**98788**
89.090 3.5075	**152.400** 6.0000	**39.688** 1.5625	**593-S**	**592**
89.891 3.5390	**168.275** 6.6250	**53.975** 2.1250	**850A**	**832**
89.974 3.5423	**146.975** 5.7864	**40.000** 1.5748	**HM218248**	**HM218210**
89.974 3.5423	**200.000** 7.8740	**52.761** 2.0772	**98354**	**98788**
89.980 3.5425	**190.500** 7.5000	**63.619** 2.5047	**HH221435**	**HH221410**
89.992 3.5430	**160.096** 6.3030	**30.124** 1.1860	**69354**	**69630**
90.000 3.5433	**148.430** 5.8437	**28.575** 1.1250	**42354X**	**42584**
90.000 3.5433	**152.400** 6.0000	**39.688** 1.5625	**597X**	**592**
90.000 3.5433	**161.925** 6.3750	**47.625** 1.8750	**767X**	**752**
90.000 3.5433	**169.850** 6.6870	**53.975** 2.1250	**6581X**	**6520**
90.000 3.5433	**200.000** 7.8740	**52.761** 2.0772	**98354X**	**98788**
90.000 3.5433	**140.000** 5.5118	**32.000** 1.2598	**X32018X**	**Y32018X**
90.000 3.5433	**140.000** 5.5118	**39.000** 1.5354	**X33018**	**Y33018**
90.000 3.5433	**150.000** 5.9055	**45.000** 1.7717	**X33118M**	**Y33118M**
90.000 3.5433	**160.000** 6.2992	**32.500** 1.2795	**X30218M**	**Y30218M**
90.000 3.5433	**160.000** 6.2992	**42.500** 1.6732	**X32218M**	**Y32218M**
90.000 3.5433	**190.000** 7.4803	**46.500** 1.8307	**X31318M**	**Y31318M**
90.488 3.5625	**161.925** 6.3750	**47.625** 1.8750	**760**	**752**
91.351 3.5965	**152.400** 6.0000	**39.688** 1.5625	**597A**	**592**
91.973 3.6210	**142.875** 5.6250	**30.000** 1.1811	**LM718947**	**LM718910**
92.075 3.6250	**130.175** 5.1250	**20.638** .8125	**L319245**	**L319210**
92.075 3.6250	**130.175** 5.1250	**28.575** 1.1250	**LM218948**	**LM218911**

BORE d	OUTSIDE DIAMETER D	WIDTH T	CONE	CUP
92.075 3.6250	**146.050** 5.7500	**33.337** 1.3125	**47890**	**47820**
92.075 3.6250	**148.430** 5.8437	**28.575** 1.1250	**42362**	**42584**
92.075 3.6250	**152.400** 6.0000	**39.688** 1.5625	**598**	**592**
92.075 3.6250	**168.275** 6.6250	**41.275** 1.6250	**681**	**672**
92.075 3.6250	**171.450** 6.7500	**47.625** 1.8750	**77362**	**77675**
92.075 3.6250	**180.975** 7.1250	**47.625** 1.8750	**778**	**772**
92.075 3.6250	**190.500** 7.5000	**57.150** 2.2500	**HH221438**	**HH221410**
92.075 3.6250	**190.500** 7.5000	**57.150** 2.2500	**857**	**852**
92.075 3.6250	**214.312** 8.4375	**73.025** 2.8750	**EE213362**	**213843**
93.662 3.6875	**148.430** 5.8437	**28.575** 1.1250	**42368**	**42584**
93.662 3.6875	**152.400** 6.0000	**39.688** 1.5625	**596W**	**592**
94.948 3.7381	**190.500** 7.5000	**47.625** 1.8750	**71373**	**71750**
94.976 3.7392	**148.430** 5.8437	**28.575** 1.1250	**42373**	**42584**
94.976 3.7392	**168.275** 6.6250	**41.275** 1.6250	**682**	**672**
94.976 3.7392	**190.500** 7.5000	**57.150** 2.2500	**867A**	**852**
94.983 3.7395	**177.800** 7.0000	**41.275** 1.6250	**64373**	**64700**
95.000 3.7402	**145.000** 5.7087	**32.000** 1.2598	**X32019X**	**Y32019X**
95.000 3.7402	**145.000** 5.7087	**39.000** 1.5354	**X33019**	**Y33019**
95.000 3.7402	**170.000** 6.6929	**34.500** 1.3583	**X30219M**	**Y30219M**
95.000 3.7402	**170.000** 6.6929	**45.500** 1.7913	**X32219M**	**Y32219M**
95.000 3.7402	**168.275** 6.6250	**41.275** 1.6250	**683X**	**672**
95.000 3.7402	**190.500** 7.5000	**57.150** 2.2500	**862**	**852**
95.250 3.7500	**128.587** 5.0625	**15.875** .6250	**LL319348**	**LL319310**
95.250 3.7500	**130.175** 5.1250	**20.638** .8125	**L319249**	**L319210**
95.250 3.7500	**136.525** 5.3750	**30.162** 1.1875	**LM119348**	**LM119311**
95.250 3.7500	**146.050** 5.7500	**33.337** 1.3125	**47896**	**47820**
95.250 3.7500	**148.430** 5.8437	**28.575** 1.1250	**42375**	**42584**
95.250 3.7500	**152.400** 6.0000	**39.688** 1.5625	**594**	**592**
95.250 3.7500	**157.162** 6.1875	**36.512** 1.4375	**52375**	**52618**
95.250 3.7500	**168.275** 6.6250	**41.275** 1.6250	**683**	**672**
95.250 3.7500	**171.450** 6.7500	**47.625** 1.8750	**77375**	**77675**
95.250 3.7500	**180.975** 7.1250	**47.625** 1.8750	**776**	**772**
95.250 3.7500	**190.500** 7.5000	**57.150** 2.2500	**HH221440**	**HH221410**
95.250 3.7500	**190.500** 7.5000	**57.150** 2.2500	**864**	**852**
95.250 3.7500	**200.025** 7.8750	**73.025** 2.8750	**EH220749**	**EH220710**

The Bearing Dimension Catalog is not to be used as a design manual.
The cone bore section does not include all available parts – see series for additional information.

BORE d	OUTSIDE DIAMETER D	WIDTH T	CONE	CUP
96.838 3.8125	148.430 5.8437	28.575 1.1250	42381	42584
96.838 3.8125	188.912 7.4375	50.800 2.0000	90381	90744
98.425 3.8750	157.162 6.1875	36.512 1.4375	52387	52618
98.425 3.8750	168.275 6.6250	41.275 1.6250	685	672
98.425 3.8750	180.975 7.1250	47.625 1.8750	779	772
98.425 3.8750	184.150 7.2500	63.500 2.5000	HH421246C	HH421210
98.425 3.8750	190.500 7.5000	57.150 2.2500	HH221442	HH221410
98.425 3.8750	190.500 7.5000	57.150 2.2500	866	852
98.425 3.8750	206.375 8.1250	66.675 2.6250	943	930
98.425 3.8750	212.725 8.3750	66.674 2.6250	HH224332	HH224310
99.212 3.9060	171.450 6.7500	49.213 1.9375	HM321245	HM321210
99.898 3.9330	200.000 7.8740	52.761 2.0772	98393	98788
99.974 3.9360	146.050 5.7500	25.400 1.0000	LM720646	LM720610
99.974 3.9360	156.975 6.1801	42.000 1.6535	HM220145	HM220110
99.974 3.9360	180.975 7.1250	47.625 1.8750	783A	772
99.974 3.9360	206.375 8.1250	66.675 2.6250	944A	930
99.974 3.9360	212.725 8.3750	66.674 2.6250	HH224334	HH224310
99.982 3.9363	190.500 7.5000	57.150 2.2500	HH221447	HH221410
100.000 3.9370	157.162 6.1875	36.512 1.4375	52394X	52618
100.000 3.9370	180.975 7.1250	47.625 1.8750	783	772
100.000 3.9370	190.500 7.5000	57.150 2.2500	863X	852
100.000 3.9370	200.000 7.8740	52.761 2.0772	98394X	98788
100.000 3.9370	150.000 5.9055	32.000 1.2598	X32020X	Y32020X
100.000 3.9370	150.000 5.9055	39.000 1.5354	X33020	Y33020
100.000 3.9370	180.000 7.0866	37.000 1.4567	X30220M	Y30220M
100.000 3.9370	180.000 7.0866	49.000 1.9291	X32220M	Y32220M
100.012 3.9375	157.162 6.1875	36.512 1.4375	52393	52618
100.813 3.9690	180.975 7.1250	47.625 1.8750	789	772
101.600 4.0000	134.938 5.3125	15.875 .6250	LL420549	LL420510
101.600 4.0000	136.525 5.3750	21.433 .8438	L420449	L420410
101.600 4.0000	146.050 5.7500	21.432 .8438	L521945	L521910
101.600 4.0000	146.050 5.7500	25.400 1.0000	LM720648	LM720610
101.600 4.0000	146.050 5.7500	31.750 1.2500	LM120749	LM120710
101.600 4.0000	157.162 6.1875	36.512 1.4375	52400	52618
101.600 4.0000	168.275 6.6250	41.275 1.6250	687	672
101.600 4.0000	177.800 7.0000	34.925 1.3750	LM921845	LM921810
101.600 4.0000	180.975 7.1250	47.625 1.8750	780	772
101.600 4.0000	190.500 7.5000	57.150 2.2500	HH221449	HH221410
101.600 4.0000	190.500 7.5000	57.150 2.2500	861	852
101.600 4.0000	200.000 7.8740	52.761 2.0772	98400	98788
101.600 4.0000	206.375 8.1250	66.675 2.6250	941	930
101.600 4.0000	212.725 8.3750	66.674 2.6250	HH224335	HH224310
101.600 4.0000	214.312 8.4375	55.562 2.1875	H924033	H924010
101.600 4.0000	250.825 9.8750	76.200 3.0000	EE215040	215096
101.600 4.0000	250.825 9.8750	76.200 3.0000	HH923649	HH923610
103.188 4.0625	168.275 6.6250	41.275 1.6250	689	672
104.775 4.1250	142.083 5.5938	15.875 .6250	LL521845	LL521810
104.775 4.1250	180.975 7.1250	47.625 1.8750	782	772
104.775 4.1250	190.500 7.5000	47.625 1.8750	71412	71750
105.000 4.1339	160.000 6.2992	35.000 1.3780	X32021X	Y32021X
105.000 4.1339	160.000 6.2992	43.000 1.6929	X33021M	Y33021M
105.000 4.1339	190.000 7.4803	39.000 1.5354	X30221M	Y30221M
105.000 4.1339	190.000 7.4803	53.000 2.0866	X32221M	Y32221M
106.000 4.1732	160.000 6.2992	35.000 1.3780	XGA32021X	Y32021X
106.362 4.1875	165.100 6.5000	36.512 1.4375	56418	56650
106.975 4.2116	146.975 5.7864	28.500 1.1220	LM121349	LM121310
107.874 4.2470	146.050 5.7500	21.432 .8438	L521948	L521910
107.950 4.2500	142.083 5.5938	15.875 .6250	LL521849C	LL521810
107.950 4.2500	146.050 5.7500	21.432 .8438	L521949	L521910
107.950 4.2500	158.750 6.2500	23.020 .9063	37425	37624
107.950 4.2500	159.987 6.2987	34.925 1.3750	LM522546	LM522510
107.950 4.2500	161.925 6.3750	34.925 1.3750	48190	48120
107.950 4.2500	165.100 6.5000	36.512 1.4375	56425	56650
107.950 4.2500	171.450 6.7500	34.000 1.3386	67425	67675
107.950 4.2500	190.500 7.5000	47.625 1.8750	71425	71750
107.950 4.2500	201.612 7.9375	57.150 2.2500	H424434	H424415
107.950 4.2500	206.375 8.1250	66.675 2.6250	936	930
107.950 4.2500	212.725 8.3750	66.674 2.6250	HH224340	HH224310
109.100 4.2953	206.375 8.1250	66.675 2.6250	935A	930
109.538 4.3125	158.750 6.2500	23.020 .9063	37431	37624

The Bearing Dimension Catalog is not to be used as a design manual.
The cone bore section does not include all available parts – see series for additional information.

BEARING DIMENSIONS BY CONE BORE

BORE d	OUTSIDE DIAMETER D	WIDTH T	CONE	CUP
109.900 4.3268	**212.725** 8.3750	**66.675** 2.6250	**937XA**	**932**
109.941 4.3284	**195.262** 7.6875	**53.975** 2.1250	**HM124640**	**HM124618**
109.952 4.3288	**190.500** 7.5000	**47.625** 1.8750	**71432**	**71750**
109.974 4.3297	**177.800** 7.0000	**41.275** 1.6250	**64432**	**64700**
109.984 4.3301	**214.312** 8.4375	**55.562** 2.1875	**H924043**	**H924010**
109.987 4.3302	**159.987** 6.2987	**34.925** 1.3750	**LM522548**	**LM522510**
109.992 4.3304	**177.800** 7.0000	**41.275** 1.6250	**64433**	**64700**
110.000 4.3307	**190.500** 7.5000	**47.625** 1.8750	**71433X**	**71750**
110.000 4.3307	**206.375** 8.1250	**66.675** 2.6250	**942**	**930**
110.000 4.3307	**170.000** 6.6929	**38.000** 1.4961	**X32022X**	**Y32022X**
110.000 4.3307	**170.000** 6.6929	**47.000** 1.8504	**X33022**	**Y33022**
110.000 4.3307	**200.000** 7.8740	**41.000** 1.6142	**X30222M**	**Y30222M**
110.000 4.3307	**200.000** 7.8740	**56.000** 2.2047	**X32222M**	**Y32222M**
110.332 4.3438	**171.450** 6.7500	**34.000** 1.3386	**67434**	**67675**
110.400 4.3465	**146.000** 5.7480	**21.420** .8433	**L522148WV**	**L522110V**
111.125 4.3750	**171.450** 6.7500	**34.000** 1.3386	**67437**	**67675**
111.125 4.3750	**177.800** 7.0000	**41.275** 1.6250	**64437**	**64700**
111.125 4.3750	**190.500** 7.5000	**47.625** 1.8750	**71437**	**71750**
111.125 4.3750	**214.312** 8.4375	**55.562** 2.1875	**H924045**	**H924010**
111.918 4.4062	**206.375** 8.1250	**66.675** 2.6250	**947**	**930**
114.300 4.5000	**152.400** 6.0000	**21.432** .8438	**L623149**	**L623110**
114.300 4.5000	**158.750** 6.2500	**34.925** 1.3750	**LM122948**	**LM122911**
114.300 4.5000	**161.925** 6.3750	**27.783** 1.0938	**LM722949**	**LM722910**
114.300 4.5000	**177.800** 7.0000	**41.275** 1.6250	**64450**	**64700**
114.300 4.5000	**179.974** 7.0856	**34.925** 1.3750	**68450**	**68709**
114.300 4.5000	**190.500** 7.5000	**47.625** 1.8750	**71450**	**71750**
114.300 4.5000	**201.612** 7.9375	**57.150** 2.2500	**H424442**	**H424415**
114.300 4.5000	**206.375** 8.1250	**66.675** 2.6250	**938**	**930**
114.300 4.5000	**212.725** 8.3750	**66.674** 2.6250	**HH224346**	**HH224310**
114.300 4.5000	**228.600** 9.0000	**53.975** 2.1250	**HM926740**	**HM926710**
114.300 4.5000	**228.600** 9.0000	**53.975** 2.1250	**97450**	**97900**
114.300 4.5000	**254.000** 10.0000	**77.787** 3.0625	**EE197045**	**197100**
114.300 4.5000	**273.050** 10.7500	**82.550** 3.2500	**HH926744**	**HH926710**
114.300 4.5000	**279.400** 11.0000	**82.550** 3.2500	**EE514045**	**514110**
114.976 4.5266	**177.800** 7.0000	**41.275** 1.6250	**64452**	**64700**

BORE d	OUTSIDE DIAMETER D	WIDTH T	CONE	CUP
114.976 4.5266	**212.725** 8.3750	**66.674** 2.6250	**HH224349**	**HH224310**
115.000 4.5276	**177.800** 7.0000	**40.000** 1.5748	**64452X**	**64700**
115.087 4.5310	**190.500** 7.5000	**47.625** 1.8750	**71453**	**71750**
117.373 4.6210	**195.262** 7.6875	**53.975** 2.1250	**HM124644**	**HM124618**
117.475 4.6250	**179.974** 7.0856	**34.925** 1.3750	**68462**	**68709**
117.475 4.6250	**212.725** 8.3750	**63.500** 2.5000	**H225148**	**H225110**
119.062 4.6875	**195.262** 7.6875	**53.975** 2.1250	**HM124646**	**HM124618**
119.949 4.7224	**204.775** 8.0620	**55.563** 2.1875	**HM125943**	**HM125910**
119.957 4.7227	**195.262** 7.6875	**53.975** 2.1250	**HM124649**	**HM124618**
119.957 4.7227	**207.962** 8.1875	**53.975** 2.1250	**HM127436**	**HM127415**
119.964 4.7230	**214.975** 8.4636	**47.625** 1.8750	**74472**	**74845**
119.974 4.7234	**172.242** 6.7812	**35.720** 1.4063	**M224748**	**M224713A**
119.974 4.7234	**254.000** 10.0000	**77.788** 3.0625	**HH228336**	**HH228310**
120.000 4.7244	**214.975** 8.4636	**47.625** 1.8750	**74473X**	**74845**
120.000 4.7244	**228.600** 9.0000	**53.975** 2.1250	**97472X**	**97900**
120.000 4.7244	**165.000** 6.4961	**29.000** 1.1417	**X32924M**	**Y32924M**
120.000 4.7244	**180.000** 7.0866	**38.000** 1.4961	**X32024X**	**Y32024X**
120.000 4.7244	**180.000** 7.0866	**48.000** 1.8898	**X33024**	**Y33024**
120.000 4.7244	**215.000** 8.4646	**43.500** 1.7126	**X30224M**	**Y30224M**
120.000 4.7244	**215.000** 8.4646	**61.500** 2.4213	**X32224M**	**Y32224M**
120.650 4.7500	**160.338** 6.3125	**21.433** .8438	**L624549**	**L624510**
120.650 4.7500	**166.688** 6.5625	**25.400** 1.0000	**L724349**	**L724310**
120.650 4.7500	**166.688** 6.5625	**52.387** 2.0625	**LM124448**	**LM124410**
120.650 4.7500	**169.862** 6.6875	**25.400** 1.0000	**L225842**	**L225810**
120.650 4.7500	**174.625** 6.8750	**35.720** 1.4063	**M224749**	**M224710**
120.650 4.7500	**182.562** 7.1875	**39.689** 1.5626	**48282**	**48220**
120.650 4.7500	**190.500** 7.5000	**46.037** 1.8125	**HM624749**	**HM624710**
120.650 4.7500	**203.200** 8.0000	**46.038** 1.8125	**67384**	**67320**
120.650 4.7500	**206.375** 8.1250	**47.625** 1.8750	**795**	**792**
120.650 4.7500	**230.000** 9.0551	**63.500** 2.5000	**95475**	**95905**
120.650 4.7500	**244.475** 9.6250	**57.150** 2.2500	**EE341048**	**341096**
120.650 4.7500	**254.000** 10.0000	**77.788** 3.0625	**HH228340**	**HH228310**
120.650 4.7500	**254.000** 10.0000	**77.788** 3.0625	**EE153044**	**153100**
120.650 4.7500	**273.050** 10.7500	**82.550** 3.2500	**HH926749**	**HH926710**
123.825 4.8750	**182.562** 7.1875	**39.689** 1.5626	**48286**	**48220**

The Bearing Dimension Catalog is not to be used as a design manual.
The cone bore section does not include all available parts – see series for additional information.

BORE d	OUTSIDE DIAMETER D	WIDTH T	CONE	CUP
123.825 4.8750	**204.775** 8.0620	**55.563** 2.1875	**HM125948**	**HM125910**
123.825 4.8750	**254.000** 10.0000	**77.788** 3.0625	**HH228344**	**HH228310**
123.825 4.8750	**254.000** 10.0000	**77.788** 3.0625	**EE153049**	**153100**
124.943 4.9190	**230.000** 9.0551	**63.500** 2.5000	**95491**	**95905**
125.298 4.9330	**228.600** 9.0000	**53.975** 2.1250	**HM926745**	**HM926710**
125.298 4.9330	**228.600** 9.0000	**53.975** 2.1250	**97493**	**97900**
126.987 4.9995	**207.962** 8.1875	**53.975** 2.1250	**HM127440**	**HM127415**
127.000 5.0000	**165.895** 6.5313	**18.257** .7188	**LL225749**	**LL225710**
127.000 5.0000	**169.862** 6.6875	**25.400** 1.0000	**L225849**	**L225810**
127.000 5.0000	**171.450** 6.7500	**25.400** 1.0000	**L725349**	**L725311**
127.000 5.0000	**173.038** 6.8125	**42.863** 1.6875	**M325948**	**M325911**
127.000 5.0000	**174.625** 6.8750	**36.512** 1.4375	**LM125748**	**LM125711**
127.000 5.0000	**182.562** 7.1875	**39.689** 1.5626	**48290**	**48220**
127.000 5.0000	**196.850** 7.7500	**46.036** 1.8125	**M327345**	**67322**
127.000 5.0000	**203.200** 8.0000	**46.038** 1.8125	**67388**	**67320**
127.000 5.0000	**206.375** 8.1250	**47.625** 1.8750	**796X**	**792**
127.000 5.0000	**214.312** 8.4375	**49.205** 1.9372	**85499**	**85845**
127.000 5.0000	**214.975** 8.4636	**47.625** 1.8750	**74500**	**74845**
127.000 5.0000	**215.900** 8.5000	**57.150** 2.2500	**HM227542**	**HM227515**
127.000 5.0000	**228.600** 9.0000	**53.975** 2.1250	**HM926747**	**HM926710**
127.000 5.0000	**228.600** 9.0000	**53.975** 2.1250	**97500**	**97900**
127.000 5.0000	**230.000** 9.0551	**63.500** 2.5000	**95500**	**95905**
127.000 5.0000	**234.950** 9.2500	**71.438** 2.8125	**HH427346**	**HH427315**
127.000 5.0000	**247.650** 9.7500	**63.500** 2.5000	**EE116050**	**116097**
127.000 5.0000	**249.974** 9.8415	**66.675** 2.6250	**99500**	**99097**
127.000 5.0000	**254.000** 10.0000	**77.788** 3.0625	**HH228349**	**HH228310**
127.000 5.0000	**254.000** 10.0000	**77.788** 3.0625	**EE153050**	**153100**
127.000 5.0000	**279.400** 11.0000	**82.550** 3.2500	**EE514050**	**514110**
127.000 5.0000	**285.000** 11.2205	**85.003** 3.3466	**EE455051**	**455112X**
127.000 5.0000	**288.925** 11.3750	**82.550** 3.2500	**HH231637**	**HH231610**
127.000 5.0000	**295.275** 11.6250	**82.550** 3.2500	**EE195500X**	**195116X**
127.000 5.0000	**295.275** 11.6250	**82.553** 3.2501	**EE540502**	**541162**
127.000 5.0000	**304.800** 12.0000	**60.325** 2.3750	**750500**	**751200**
127.000 5.0000	**304.800** 12.0000	**88.900** 3.5000	**HH932132**	**HH932110**
127.792 5.0312	**228.600** 9.0000	**53.975** 2.1250	**HM926749**	**HM926710**

BORE d	OUTSIDE DIAMETER D	WIDTH T	CONE	CUP
127.792 5.0312	**228.600** 9.0000	**53.975** 2.1250	**97503**	**97900**
128.575 5.0620	**230.000** 9.0551	**63.500** 2.5000	**95506**	**95905**
128.587 5.0625	**190.500** 7.5000	**34.925** 1.3750	**48506**	**48750**
128.587 5.0625	**206.375** 8.1250	**47.625** 1.8750	**799**	**792**
129.967 5.1168	**207.962** 8.1875	**53.975** 2.1250	**HM127442**	**HM127415**
129.967 5.1168	**215.900** 8.5000	**57.150** 2.2500	**HM227545**	**HM227515**
129.967 5.1168	**230.000** 9.0551	**63.500** 2.5000	**95514X**	**95905**
129.974 5.1171	**230.000** 9.0551	**63.500** 2.5000	**95512**	**95905**
129.974 5.1171	**254.000** 10.0000	**79.502** 3.1300	**HH228346NW**	**HH228310**
130.000 5.1181	**206.375** 8.1250	**47.625** 1.8750	**797**	**792**
130.000 5.1181	**214.975** 8.4636	**47.625** 1.8750	**74511X**	**74845**
130.000 5.1181	**230.000** 9.0551	**63.500** 2.5000	**95512X**	**95905**
130.000 5.1181	**262.000** 10.3150	**78.000** 3.0709	**EE154512**	**154103**
130.000 5.1181	**200.000** 7.8740	**45.000** 1.7717	**X32026X**	**Y32026X**
130.000 5.1181	**230.000** 9.0551	**43.750** 1.7224	**X30226M**	**Y30226M**
130.000 5.1181	**230.000** 9.0551	**67.750** 2.6673	**X32226M**	**Y32226M**
130.175 5.1250	**203.200** 8.0000	**46.038** 1.8125	**67389**	**67320**
130.175 5.1250	**206.375** 8.1250	**47.625** 1.8750	**799A**	**792**
131.750 5.1870	**207.962** 8.1875	**53.975** 2.1250	**HM127446**	**HM127415**
133.350 5.2500	**173.038** 6.8125	**19.050** .7500	**LL327049**	**LL327010**
133.350 5.2500	**177.008** 6.9688	**25.400** 1.0000	**L327249**	**L327210**
133.350 5.2500	**184.150** 7.2500	**25.400** 1.0000	**L826949**	**L826914**
133.350 5.2500	**190.500** 7.5000	**39.687** 1.5625	**48385**	**48320**
133.350 5.2500	**194.975** 7.6762	**35.300** 1.3898	**LM229136C**	**LM229110**
133.350 5.2500	**196.850** 7.7500	**46.036** 1.8125	**M327349**	**67322**
133.350 5.2500	**203.200** 8.0000	**46.038** 1.8125	**67390**	**67320**
133.350 5.2500	**214.975** 8.4636	**47.625** 1.8750	**74525**	**74845**
133.350 5.2500	**230.000** 9.0551	**63.500** 2.5000	**95524V**	**95905**
134.976 5.3140	**214.975** 8.4636	**47.625** 1.8750	**74529**	**74845**
136.525 5.3750	**187.325** 7.3750	**28.575** 1.1250	**LM328444**	**LM328410**
136.525 5.3750	**190.500** 7.5000	**39.687** 1.5625	**48393**	**48320**
136.525 5.3750	**194.975** 7.6762	**33.000** 1.2992	**LM229140C**	**LM229110**
136.525 5.3750	**214.975** 8.4636	**47.625** 1.8750	**74536W**	**74845**
136.525 5.3750	**228.600** 9.0000	**57.150** 2.2500	**896**	**892**
136.525 5.3750	**249.974** 9.8415	**66.675** 2.6250	**99537**	**99097**

The Bearing Dimension Catalog is not to be used as a design manual.
The cone bore section does not include all available parts – see series for additional information.

BEARING DIMENSIONS BY CONE BORE

BORE d	OUTSIDE DIAMETER D	WIDTH T	CONE	CUP
136.525 5.3750	**280.000** 11.0236	**82.550** 3.2500	**EE270537XS**	**271102-S**
136.525 5.3750	**304.800** 12.0000	**79.375** 3.1250	**EE580537**	**581200**
137.318 5.4062	**249.974** 9.8415	**66.675** 2.6250	**99540**	**99097**
139.687 5.4995	**269.875** 10.6250	**77.000** 3.0315	**H432640**	**H432610**
139.700 5.5000	**180.975** 7.1250	**21.432** .8438	**LL428349**	**LL428310**
139.700 5.5000	**187.325** 7.3750	**28.575** 1.1250	**LM328448**	**LM328410**
139.700 5.5000	**188.912** 7.4375	**39.688** 1.5625	**LM328048**	**LM328011**
139.700 5.5000	**214.975** 8.4636	**47.625** 1.8750	**74550**	**74845**
139.700 5.5000	**222.250** 8.7500	**34.925** 1.3750	**73551**	**73875**
139.700 5.5000	**228.600** 9.0000	**57.150** 2.2500	**898**	**892**
139.700 5.5000	**236.538** 9.3125	**57.150** 2.2500	**HM231132**	**HM231110**
139.700 5.5000	**236.538** 9.3125	**57.150** 2.2500	**82550**	**82931**
139.700 5.5000	**241.300** 9.5000	**63.500** 2.5000	**H230844**	**H230811**
139.700 5.5000	**246.858** 9.7188	**60.325** 2.3750	**H429648**	**H429611**
139.700 5.5000	**249.974** 9.8415	**66.675** 2.6250	**99550**	**99097**
139.700 5.5000	**268.288** 10.5625	**74.613** 2.9375	**EE107055**	**107105**
139.700 5.5000	**288.925** 11.3750	**82.550** 3.2500	**HH231649**	**HH231610**
139.700 5.5000	**295.275** 11.6250	**82.553** 3.2501	**EE540550**	**541162**
139.700 5.5000	**304.800** 12.0000	**60.325** 2.3750	**750550**	**751200**
139.700 5.5000	**307.975** 12.1250	**88.900** 3.5000	**HH234031**	**HH234010**
139.878 5.5070	**285.000** 11.2205	**85.003** 3.3466	**455958**	**455112X**
139.974 5.5108	**214.975** 8.4636	**47.625** 1.8750	**74556**	**74845**
139.974 5.5108	**249.974** 9.8415	**66.675** 2.6250	**99553**	**99097**
140.000 5.5118	**214.975** 8.4636	**47.625** 1.8750	**74551X**	**74845**
140.000 5.5118	**285.000** 11.2205	**85.003** 3.3466	**EE455055X**	**455112X**
140.000 5.5118	**190.000** 7.4803	**32.000** 1.2598	**X32928M**	**Y32928M**
140.000 5.5118	**210.000** 8.2677	**45.000** 1.7717	**X32028X**	**Y32028X**
140.000 5.5118	**250.000** 9.8425	**45.750** 1.8012	**X30228M**	**Y30228M**
142.875 5.6250	**193.675** 7.6250	**28.575** 1.1250	**36686**	**36620**
142.875 5.6250	**194.975** 7.6762	**33.000** 1.2992	**LM229147C**	**LM229110**
142.875 5.6250	**200.025** 7.8750	**41.275** 1.6250	**48684**	**48620**
142.875 5.6250	**222.250** 8.7500	**34.925** 1.3750	**73562**	**73875**
142.875 5.6250	**236.538** 9.3125	**57.150** 2.2500	**HM231136**	**HM231110**
142.875 5.6250	**236.538** 9.3125	**57.150** 2.2500	**82562**	**82931**
144.450 5.6870	**252.412** 9.9375	**63.500** 2.5000	**HM133432**	**HM133416**

BORE d	OUTSIDE DIAMETER D	WIDTH T	CONE	CUP
144.462 5.6875	**241.300** 9.5000	**63.500** 2.5000	**H230847**	**H230811**
146.050 5.7500	**188.120** 7.4063	**22.225** .8750	**LL529749**	**LL529710**
146.050 5.7500	**193.675** 7.6250	**28.575** 1.1250	**36690**	**36620**
146.050 5.7500	**203.200** 8.0000	**45.100** 1.7756	**M229349**	**M229310**
146.050 5.7500	**236.538** 9.3125	**57.150** 2.2500	**HM231140**	**HM231110**
146.050 5.7500	**236.538** 9.3125	**57.150** 2.2500	**82576**	**82931**
146.050 5.7500	**244.475** 9.6250	**47.625** 1.8750	**81575**	**81962**
146.050 5.7500	**249.974** 9.8415	**66.675** 2.6250	**99575**	**99097**
146.050 5.7500	**268.288** 10.5625	**74.613** 2.9375	**EE107057**	**107105**
146.050 5.7500	**285.750** 11.2500	**76.200** 3.0000	**EE217056**	**217112**
146.050 5.7500	**304.800** 12.0000	**60.325** 2.3750	**EE750573**	**751200**
146.050 5.7500	**304.800** 12.0000	**88.900** 3.5000	**HH932145**	**HH932110**
146.050 5.7500	**307.975** 12.1250	**88.900** 3.5000	**HH234040**	**HH234010**
149.225 5.8750	**236.538** 9.3125	**57.150** 2.2500	**HM231148**	**HM231110**
149.225 5.8750	**236.538** 9.3125	**57.150** 2.2500	**82587**	**82931**
149.225 5.8750	**249.974** 9.8415	**66.675** 2.6250	**99587**	**99097**
149.860 5.9000	**317.500** 12.5000	**77.787** 3.0625	**560990**	**561251**
149.967 5.9042	**252.412** 9.9375	**63.500** 2.5000	**HM133436**	**HM133416**
149.974 5.9045	**249.974** 9.8415	**66.675** 2.6250	**99591**	**99097**
149.987 5.9050	**223.838** 8.8125	**46.037** 1.8125	**M432144**	**M432111**
150.000 5.9055	**244.475** 9.6250	**47.625** 1.8750	**81590**	**81962**
150.000 5.9055	**249.974** 9.8415	**66.675** 2.6250	**99590X**	**99097**
150.000 5.9055	**210.000** 8.2677	**38.000** 1.4961	**X32930M**	**Y32930M**
150.000 5.9055	**225.000** 8.8583	**48.000** 1.8898	**X32030X**	**YX**
150.000 5.9055	**270.000** 10.6299	**49.000** 1.9291	**X30230M**	**Y30230M**
150.698 5.9330	**317.500** 12.5000	**77.787** 3.0625	**EE560592**	**561251**
150.812 5.9375	**203.200** 8.0000	**41.275** 1.6250	**LM330446**	**LM330410**
150.812 5.9375	**244.475** 9.6250	**47.625** 1.8750	**81593**	**81962**
150.967 5.9436	**222.250** 8.7500	**46.830** 1.8437	**M231647**	**M231610**
152.387 5.9995	**269.875** 10.6250	**77.000** 3.0315	**H432649**	**H432610**
152.400 6.0000	**192.088** 7.5625	**25.000** .9843	**L630349**	**L630310**
152.400 6.0000	**203.200** 8.0000	**28.575** 1.1250	**L730649**	**L730610**
152.400 6.0000	**203.200** 8.0000	**41.275** 1.6250	**LM330448**	**LM330410**
152.400 6.0000	**222.250** 8.7500	**46.830** 1.8437	**M231648**	**M231610**
152.400 6.0000	**244.475** 9.6250	**47.625** 1.8750	**81600**	**81962**

The Bearing Dimension Catalog is not to be used as a design manual.
The cone bore section does not include all available parts – see series for additional information.

BORE d	OUTSIDE DIAMETER D	WIDTH T	CONE	CUP
152.400 6.0000	249.974 9.8415	66.675 2.6250	99600	99097
152.400 6.0000	266.700 10.5000	66.675 2.6250	HM234636	HM234610
152.400 6.0000	268.288 10.5625	74.613 2.9375	EE107060	107105
152.400 6.0000	285.750 11.2500	76.200 3.0000	EE217060	217112
152.400 6.0000	304.800 12.0000	79.375 3.1250	580995	581200
152.400 6.0000	307.975 12.1250	88.900 3.5000	HH234048	HH234010
152.400 6.0000	317.500 12.5000	77.787 3.0625	EE560600	561251
152.400 6.0000	355.600 14.0000	61.909 2.4374	780600	781400
153.988 6.0625	244.475 9.6250	47.625 1.8750	81606	81962
155.575 6.1250	330.200 13.0000	85.725 3.3750	H936340	H936310
157.150 6.1870	252.412 9.9375	63.500 2.5000	HM133444	HM133416
157.162 6.1875	223.838 8.8125	46.037 1.8125	M432148A	M432111
158.750 6.2500	205.582 8.0938	23.812 .9375	L432348	L432310
158.750 6.2500	225.425 8.8750	41.275 1.6250	46780	46720
158.750 6.2500	285.750 11.2500	76.200 3.0000	EE217062X	217112
158.750 6.2500	304.800 12.0000	66.675 2.6250	EE280626	281200
159.512 6.2800	266.700 10.5000	66.675 2.6250	HM234643	HM234610
159.918 6.2960	317.500 12.5000	77.787 3.0625	EE560629	561251
159.951 6.2973	244.475 9.6250	47.625 1.8750	81629	81962
160.000 6.2992	252.412 9.9375	63.500 2.5000	HM133448	HM133416
160.000 6.2992	240.000 9.4488	51.000 2.0079	X32032XM	Y32032XM
160.325 6.3120	288.925 11.3750	63.500 2.5000	HM237532	HM237510
160.338 6.3125	317.500 12.5000	77.787 3.0625	EE560631X	561251
161.925 6.3750	244.475 9.6250	47.625 1.8750	81637	81962
161.925 6.3750	336.550 13.2500	79.375 3.1250	EE590638	591326
161.925 6.3750	374.650 14.7500	87.312 3.4375	EE117063	117148
164.976 6.4951	288.925 11.3750	63.500 2.5000	HM237537	HM237510
165.100 6.5000	215.900 8.5000	26.195 1.0313	L433749	L433710
165.100 6.5000	225.425 8.8750	41.275 1.6250	46790	46720
165.100 6.5000	231.976 9.1329	45.000 1.7717	M533349-S	M533310
165.100 6.5000	247.650 9.7500	47.625 1.8750	67780	67720
165.100 6.5000	254.000 10.0000	46.037 1.8125	M235145	M235113
165.100 6.5000	254.000 10.0000	46.038 1.8125	86650	86100
165.100 6.5000	260.350 10.2500	53.975 2.1250	HM235148	HM235118
165.100 6.5000	266.700 10.5000	66.675 2.6250	HM234648	HM234610

BORE d	OUTSIDE DIAMETER D	WIDTH T	CONE	CUP
165.100 6.5000	288.925 11.3750	63.500 2.5000	94649	94113
165.100 6.5000	288.925 11.3750	63.500 2.5000	HM237534	HM237510
165.100 6.5000	298.450 11.7500	82.550 3.2500	EE219065	219117
165.100 6.5000	311.150 12.2500	82.550 3.2500	H238140	H238110
165.100 6.5000	317.500 12.5000	77.787 3.0625	EE560650	561251
165.100 6.5000	336.550 13.2500	79.375 3.1250	EE590649	591326
165.100 6.5000	336.550 13.2500	88.900 3.5000	EE717065	717132
165.100 6.5000	336.550 13.2500	92.075 3.6250	HH437549	HH437510
165.100 6.5000	355.600 14.0000	61.909 2.4374	780650	781400
165.100 6.5000	360.000 14.1732	92.075 3.6250	EE420651	421417
165.100 6.5000	361.950 14.2500	106.362 4.1875	EE108065	108142
166.000 6.5354	225.425 8.8750	41.275 1.6250	46791A	46720
166.688 6.5625	225.425 8.8750	41.275 1.6250	46792	46720
167.945 6.6120	254.000 10.0000	49.212 1.9375	M235146AX	M235113
168.275 6.6250	247.650 9.7500	47.625 1.8750	67782	67720
168.275 6.6250	254.000 10.0000	46.037 1.8125	M235146	M235113
168.275 6.6250	330.200 13.0000	85.725 3.3750	H936348XX	H936310
168.326 6.6270	254.000 10.0000	49.212 1.9375	M235146X	M235113
169.974 6.6919	260.350 10.2500	66.675 2.6250	HM535347	HM535310
169.984 6.6923	288.925 11.3750	63.500 2.5000	94669	94113
170.000 6.6929	254.000 10.0000	46.037 1.8125	M235149	M235113
170.000 6.6929	254.000 10.0000	46.038 1.8125	86669	86100
170.000 6.6929	230.000 9.0551	38.000 1.4961	X32934M	Y32934M
170.000 6.6929	260.000 10.2362	57.000 2.2441	X32034XM	Y32034XM
171.450 6.7500	222.250 8.7500	25.400 1.0000	L435049	L435010
171.450 6.7500	254.000 10.0000	46.038 1.8125	86675	86100
171.450 6.7500	260.350 10.2500	66.675 2.6250	HM535349	HM535310
171.450 6.7500	288.925 11.3750	63.500 2.5000	94675	94113
171.450 6.7500	288.925 11.3750	63.500 2.5000	HM237540	HM237510
171.450 6.7500	336.550 13.2500	79.375 3.1250	EE590675	591326
171.450 6.7500	355.600 14.0000	61.909 2.4374	EE780676	781400
171.450 6.7500	374.650 14.7500	87.312 3.4375	EE117067	117148
174.625 6.8750	247.650 9.7500	47.625 1.8750	67786	67720
174.625 6.8750	260.350 10.2500	53.975 2.1250	M236845	M236810
174.625 6.8750	288.925 11.3750	63.500 2.5000	94687	94113

The Bearing Dimension Catalog is not to be used as a design manual.
The cone bore section does not include all available parts – see series for additional information.

BEARING DIMENSIONS BY CONE BORE

BORE d	OUTSIDE DIAMETER D	WIDTH T	CONE	CUP
174.625 6.8750	**288.925** 11.3750	**63.500** 2.5000	**HM237542**	**HM237510**
174.625 6.8750	**298.450** 11.7500	**82.550** 3.2500	**EE219068**	**219117**
174.625 6.8750	**311.150** 12.2500	**82.550** 3.2500	**H238148**	**H238110**
174.625 6.8750	**355.600** 14.0000	**61.909** 2.4374	**780687**	**781400**
176.212 6.9375	**355.600** 14.0000	**61.909** 2.4374	**780693**	**781400**
177.292 6.9800	**355.600** 14.0000	**79.375** 3.1250	**EE607071**	**607140**
177.800 7.0000	**215.900** 8.5000	**20.638** .8125	**LL735448**	**LL735410**
177.800 7.0000	**227.012** 8.9375	**30.163** 1.1875	**36990**	**36920**
177.800 7.0000	**247.650** 9.7500	**47.625** 1.8750	**67790**	**67720**
177.800 7.0000	**260.350** 10.2500	**53.975** 2.1250	**M236848**	**M236810**
177.800 7.0000	**265.112** 10.4375	**51.595** 2.0313	**M336946**	**M336912**
177.800 7.0000	**269.875** 10.6250	**55.563** 2.1875	**M238840**	**M238810**
177.800 7.0000	**279.400** 11.0000	**61.913** 2.4375	**82680X**	**82620**
177.800 7.0000	**285.750** 11.2500	**63.500** 2.5000	**EE91702**	**91112**
177.800 7.0000	**288.925** 11.3750	**63.500** 2.5000	**94700**	**94113**
177.800 7.0000	**288.925** 11.3750	**63.500** 2.5000	**HM237543**	**HM237510**
177.800 7.0000	**304.800** 12.0000	**66.675** 2.6250	**EE280702**	**281200**
177.800 7.0000	**311.150** 12.2500	**82.550** 3.2500	**H238147**	**H238110**
177.800 7.0000	**319.964** 12.5970	**88.900** 3.5000	**EE222070**	**222126**
177.800 7.0000	**319.964** 12.5970	**88.900** 3.5000	**H239640**	**H239610**
177.800 7.0000	**327.025** 12.8750	**90.487** 3.5625	**EE470073**	**470128**
177.800 7.0000	**336.550** 13.2500	**79.375** 3.1250	**590900**	**591326**
177.800 7.0000	**355.600** 14.0000	**61.909** 2.4374	**780700**	**781400**
177.800 7.0000	**355.600** 14.0000	**79.375** 3.1250	**EE607070**	**607140**
177.800 7.0000	**360.000** 14.1732	**92.075** 3.6250	**EE420701**	**421417**
177.800 7.0000	**428.625** 16.8750	**106.362** 4.1875	**EE350701**	**351687**
178.595 7.0313	**265.112** 10.4375	**51.595** 2.0313	**M336948**	**M336912**
179.388 7.0625	**265.112** 10.4375	**54.770** 2.1563	**M336949A**	**M336912**
179.934 7.0840	**265.112** 10.4375	**51.595** 2.0313	**M336949**	**M336912**
179.954 7.0848	**288.925** 11.3750	**62.062** 2.4434	**HM237546**	**HM237510**
179.974 7.0856	**317.500** 12.5000	**63.500** 2.5000	**93708**	**93125**
180.000 7.0866	**266.700** 10.5000	**47.100** 1.8543	**67875**	**67820**
180.000 7.0866	**288.925** 11.3750	**63.500** 2.5000	**HM237547**	**HM237510**
180.000 7.0866	**250.000** 9.8425	**45.000** 1.7717	**X32936M**	**Y32936M**
180.000 7.0866	**280.000** 11.0236	**64.000** 2.5197	**X32036XM**	**Y32036XM**

BORE d	OUTSIDE DIAMETER D	WIDTH T	CONE	CUP
183.000 7.2047	**304.800** 12.0000	**66.675** 2.6250	**EE280720X**	**281200**
184.150 7.2500	**234.950** 9.2500	**34.000** 1.3386	**LM236749**	**LM236710**
184.150 7.2500	**236.538** 9.3125	**26.193** 1.0312	**LL537649**	**LL537610**
184.150 7.2500	**266.700** 10.5000	**47.625** 1.8750	**67883**	**67820**
187.325 7.3750	**266.700** 10.5000	**47.625** 1.8750	**67884**	**67820**
187.325 7.3750	**269.875** 10.6250	**55.563** 2.1875	**M238849**	**M238810**
187.325 7.3750	**282.575** 11.1250	**50.800** 2.0000	**87737**	**87111**
187.325 7.3750	**319.964** 12.5970	**88.900** 3.5000	**H239649**	**H239610**
187.630 7.3870	**279.400** 11.0000	**52.387** 2.0625	**M239441**	**M239410**
189.738 7.4700	**279.400** 11.0000	**52.387** 2.0625	**M239447**	**M239410**
190.000 7.4803	**290.000** 11.4173	**64.000** 2.5197	**X32038XM**	**Y32038XM**
190.078 7.4834	**266.700** 10.5000	**47.100** 1.8543	**67886**	**67820**
190.475 7.4990	**279.400** 11.0000	**52.387** 2.0625	**M239449**	**M239410**
190.500 7.5000	**266.700** 10.5000	**47.625** 1.8750	**67885**	**67820**
190.500 7.5000	**282.575** 11.1250	**50.800** 2.0000	**87750**	**87111**
190.500 7.5000	**288.925** 11.3750	**55.562** 2.1875	**82788**	**82720**
190.500 7.5000	**317.500** 12.5000	**63.500** 2.5000	**93750**	**93125**
190.500 7.5000	**327.025** 12.8750	**90.487** 3.5625	**EE470075**	**470128**
190.500 7.5000	**330.200** 13.0000	**63.500** 2.5000	**EE210753**	**211300**
190.500 7.5000	**336.550** 13.2500	**98.425** 3.8750	**HH840249**	**HH840210**
190.500 7.5000	**355.600** 14.0000	**79.375** 3.1250	**EE607075**	**607140**
190.500 7.5000	**360.000** 14.1732	**92.075** 3.6250	**EE420751**	**421417**
190.500 7.5000	**428.625** 16.8750	**106.362** 4.1875	**EE350750**	**351687**
191.237 7.5290	**279.400** 11.0000	**53.975** 2.1250	**M239448A**	**M239410**
192.088 7.5625	**266.700** 10.5000	**47.625** 1.8750	**67887**	**67820**
193.675 7.6250	**282.575** 11.1250	**50.800** 2.0000	**87762**	**87111**
194.976 7.6762	**266.700** 10.5000	**47.625** 1.8750	**67888**	**67820**
196.850 7.7500	**241.300** 9.5000	**23.813** .9375	**LL639249**	**LL639210**
196.850 7.7500	**254.000** 10.0000	**28.575** 1.1250	**L540049**	**L540010**
196.850 7.7500	**257.175** 10.1250	**39.688** 1.5625	**LM739749WE**	**LM739710**
196.850 7.7500	**317.500** 12.5000	**63.500** 2.5000	**93775**	**93125**
198.298 7.8070	**279.400** 11.0000	**46.038** 1.8125	**67981**	**67919**
199.949 7.8720	**279.400** 11.0000	**46.038** 1.8125	**67982**	**67919**
199.974 7.8730	**317.500** 12.5000	**66.675** 2.6250	**122978**	**122125**
200.000 7.8740	**254.000** 10.0000	**28.575** 1.1250	**L540048**	**L540010**

The Bearing Dimension Catalog is not to be used as a design manual.
The cone bore section does not include all available parts – see series for additional information.

BORE d	OUTSIDE DIAMETER D	WIDTH T	CONE	CUP
200.000 7.8740	**280.000** 11.0236	**51.000** 2.0079	**X32940M**	**Y32940M**
200.000 7.8740	**310.000** 12.2047	**70.000** 2.7559	**X32040X**	**Y32040X**
200.025 7.8750	**276.225** 10.8750	**42.863** 1.6875	**LM241147**	**LM241110**
200.025 7.8750	**292.100** 11.5000	**57.945** 2.2813	**M241542**	**M241510**
200.025 7.8750	**317.500** 12.5000	**63.500** 2.5000	**93787**	**93125**
200.025 7.8750	**333.375** 13.1250	**69.850** 2.7500	**HM743337**	**HM743310**
200.025 7.8750	**355.600** 14.0000	**69.850** 2.7500	**EE130787**	**131400**
200.025 7.8750	**384.175** 15.1250	**112.712** 4.4375	**H247535**	**H247510**
200.025 7.8750	**393.700** 15.5000	**111.125** 4.3750	**HH144642**	**HH144614**
200.812 7.9060	**292.100** 11.5000	**57.945** 2.2813	**M241545**	**M241510**
201.612 7.9375	**360.000** 14.1732	**92.075** 3.6250	**EE420793**	**421417**
203.200 8.0000	**261.142** 10.2812	**28.575** 1.1250	**LL641149**	**LL641110**
203.200 8.0000	**276.225** 10.8750	**42.863** 1.6875	**LM241149**	**LM241110**
203.200 8.0000	**279.400** 11.0000	**46.038** 1.8125	**67983**	**67919**
203.200 8.0000	**292.100** 11.5000	**57.945** 2.2813	**M241547**	**M241510**
203.200 8.0000	**317.500** 12.5000	**53.975** 2.1250	**EE132083**	**132125**
203.200 8.0000	**317.500** 12.5000	**63.500** 2.5000	**93800**	**93125**
203.200 8.0000	**317.500** 12.5000	**66.675** 2.6250	**EE122080**	**122125**
203.200 8.0000	**346.075** 13.6250	**79.375** 3.1250	**HM542948**	**HM542911**
203.200 8.0000	**360.000** 14.1732	**92.075** 3.6250	**EE420801**	**421417**
203.200 8.0000	**399.928** 15.7452	**72.000** 2.8347	**710800**	**711574**
203.200 8.0000	**406.400** 16.0000	**92.075** 3.6250	**EE114080**	**114160**
203.200 8.0000	**482.600** 19.0000	**117.475** 4.6250	**EE380080**	**380190**
203.238 8.0015	**406.400** 16.0000	**92.075** 3.6250	**EE114081**	**114160**
203.479 8.0110	**261.142** 10.2812	**28.575** 1.1250	**LL641148**	**LL641110**
203.987 8.0310	**276.225** 10.8750	**42.863** 1.6875	**LM241148**	**LM241110**
204.788 8.0625	**292.100** 11.5000	**57.945** 2.2813	**M241549**	**M241510**
204.788 8.0625	**317.500** 12.5000	**63.500** 2.5000	**93806A**	**93125**
206.375 8.1250	**261.142** 10.2812	**28.575** 1.1250	**LL641149A**	**LL641110**
206.375 8.1250	**279.400** 11.0000	**46.038** 1.8125	**67985**	**67919**
206.375 8.1250	**317.500** 12.5000	**53.975** 2.1250	**EE132084**	**132125**
206.375 8.1250	**317.500** 12.5000	**63.500** 2.5000	**93812**	**93125**
206.375 8.1250	**336.550** 13.2500	**98.425** 3.8750	**H242649**	**H242610**
206.375 8.1250	**360.000** 14.1732	**92.075** 3.6250	**EE420812X**	**421417**
206.375 8.1250	**482.600** 19.0000	**117.475** 4.6250	**EE380081**	**380190**

BORE d	OUTSIDE DIAMETER D	WIDTH T	CONE	CUP
209.550 8.2500	**279.400** 11.0000	**46.038** 1.8125	**67989**	**67919**
209.550 8.2500	**317.500** 12.5000	**63.500** 2.5000	**93825**	**93125**
209.550 8.2500	**333.375** 13.1250	**69.850** 2.7500	**HM743345**	**HM743310**
209.550 8.2500	**355.600** 14.0000	**68.262** 2.6875	**96825**	**96140**
212.725 8.3750	**285.750** 11.2500	**46.037** 1.8125	**LM742745**	**LM742710**
212.725 8.3750	**336.550** 13.2500	**65.087** 2.5625	**M246932**	**M246910**
215.900 8.5000	**285.750** 11.2500	**46.037** 1.8125	**LM742748**	**LM742710**
215.900 8.5000	**290.010** 11.4177	**31.750** 1.2500	**543085**	**543114**
215.900 8.5000	**355.600** 14.0000	**69.850** 2.7500	**EE130851**	**131400**
215.900 8.5000	**360.000** 14.1732	**82.550** 3.2500	**EE420850**	**421417**
216.408 8.5200	**285.750** 11.2500	**46.037** 1.8125	**LM742747**	**LM742710**
216.713 8.5320	**285.750** 11.2500	**46.037** 1.8125	**LM742747A**	**LM742710**
219.916 8.6581	**399.928** 15.7452	**72.000** 2.8347	**EE710865**	**711574**
219.969 8.6602	**290.010** 11.4177	**31.750** 1.2500	**543086**	**543114**
220.000 8.6614	**300.000** 11.8110	**51.000** 2.0079	**X32944**	**Y32944**
220.000 8.6614	**340.000** 13.3858	**76.000** 2.9921	**X32044X**	**Y32044X**
220.662 8.6875	**314.325** 12.3750	**61.912** 2.4375	**M244249**	**M244210**
220.878 8.6960	**317.500** 12.5000	**47.625** 1.8750	**LM245833**	**LM245810**
222.250 8.7500	**482.600** 19.0000	**117.475** 4.6250	**EE380875**	**380190**
223.838 8.8125	**295.275** 11.6250	**46.038** 1.8125	**LM844049**	**LM844010**
225.425 8.8750	**355.600** 14.0000	**69.850** 2.7500	**EE130889**	**131400**
225.425 8.8750	**400.050** 15.7500	**88.900** 3.5000	**EE430888**	**431575**
227.330 8.9500	**399.928** 15.7452	**72.000** 2.8347	**EE710905**	**711574**
228.397 8.9920	**431.800** 17.0000	**92.075** 3.6250	**EE113089**	**113170**
228.460 8.9945	**431.800** 17.0000	**92.075** 3.6250	**EE113091**	**113170**
228.600 9.0000	**295.275** 11.6250	**33.337** 1.3125	**544090**	**544116**
228.600 9.0000	**320.675** 12.6250	**50.800** 2.0000	**88900**	**88126**
228.600 9.0000	**327.025** 12.8750	**52.388** 2.0625	**8573**	**8520**
228.600 9.0000	**355.600** 14.0000	**68.262** 2.6875	**96900**	**96140**
228.600 9.0000	**355.600** 14.0000	**69.850** 2.7500	**HM746645**	**HM746610**
228.600 9.0000	**355.600** 14.0000	**69.850** 2.7500	**EE130902**	**131400**
228.600 9.0000	**358.775** 14.1250	**71.437** 2.8125	**M249732**	**M249710**
228.600 9.0000	**399.928** 15.7452	**72.000** 2.8347	**710900**	**711574**
228.600 9.0000	**400.050** 15.7500	**88.900** 3.5000	**EE430900**	**431575**
228.600 9.0000	**425.450** 16.7500	**101.600** 4.0000	**EE700091**	**700167**

The Bearing Dimension Catalog is not to be used as a design manual.
The cone bore section does not include all available parts – see series for additional information.

BEARING DIMENSIONS BY CONE BORE

BORE d	OUTSIDE DIAMETER D	WIDTH T	CONE	CUP
228.600 9.0000	**488.950** 19.2500	**123.825** 4.8750	**HH949549**	**HH949510**
228.600 9.0000	**508.000** 20.0000	**117.475** 4.6250	**EE390090**	**390200**
230.188 9.0625	**317.500** 12.5000	**47.625** 1.8750	**LM245846**	**LM245810**
231.775 9.1250	**268.288** 10.5625	**22.500** .8858	**LL244549**	**LL244510**
231.775 9.1250	**295.275** 11.6250	**33.337** 1.3125	**544091**	**544116**
231.775 9.1250	**317.500** 12.5000	**47.625** 1.8750	**LM245848**	**LM245810**
231.775 9.1250	**336.550** 13.2500	**65.087** 2.5625	**M246942**	**M246910**
231.775 9.1250	**358.775** 14.1250	**71.437** 2.8125	**M249734**	**M249710**
231.775 9.1250	**377.825** 14.8750	**79.375** 3.1250	**HM647448**	**HM647411**
231.775 9.1250	**384.175** 15.1250	**112.712** 4.4375	**H247545WS**	**H247510**
234.848 9.2460	**314.325** 12.3750	**49.212** 1.9375	**LM545848**	**LM545810**
234.950 9.2500	**311.150** 12.2500	**46.037** 1.8125	**LM446349**	**LM446310**
234.950 9.2500	**314.325** 12.3750	**49.212** 1.9375	**LM545849**	**LM545810**
234.950 9.2500	**320.675** 12.6250	**50.800** 2.0000	**88925**	**88126**
234.950 9.2500	**327.025** 12.8750	**52.388** 2.0625	**8574**	**8520**
234.950 9.2500	**355.600** 14.0000	**68.262** 2.6875	**96925**	**96140**
234.950 9.2500	**381.000** 15.0000	**74.612** 2.9375	**M252330**	**M252310**
234.950 9.2500	**384.175** 15.1250	**112.712** 4.4375	**H247548**	**H247510**
235.077 9.2550	**314.325** 12.3750	**49.212** 1.9375	**LM545847**	**LM545810**
235.331 9.2650	**336.550** 13.2500	**65.087** 2.5625	**M246947**	**M246910**
236.538 9.3125	**320.675** 12.6250	**44.450** 1.7500	**88931**	**88126**
237.330 9.3437	**336.550** 13.2500	**65.087** 2.5625	**M246948**	**M246910**
237.330 9.3437	**358.775** 14.1250	**71.437** 2.8125	**M249736**	**M249710**
240.000 9.4488	**360.000** 14.1732	**76.000** 2.9921	**X32048X**	**Y32048X**
241.122 9.4930	**368.300** 14.5000	**68.262** 2.6875	**EE125094**	**125145**
241.300 9.5000	**327.025** 12.8750	**52.388** 2.0625	**8578**	**8520**
241.300 9.5000	**349.148** 13.7460	**57.150** 2.2500	**EE127095**	**127135**
241.300 9.5000	**355.600** 14.0000	**50.800** 2.0000	**EE170950**	**171400**
241.300 9.5000	**368.300** 14.5000	**68.262** 2.6875	**EE125095**	**125145**
241.300 9.5000	**393.700** 15.5000	**73.817** 2.9062	**EE275095**	**275155**
241.300 9.5000	**444.500** 17.5000	**101.600** 4.0000	**EE923095**	**923175**
241.300 9.5000	**488.950** 19.2500	**120.650** 4.7500	**EE295950**	**295193**
241.300 9.5000	**508.000** 20.0000	**117.475** 4.6250	**EE390095**	**390200**
243.682 9.5938	**315.912** 12.4375	**31.750** 1.2500	**LL648434**	**LL648415**
244.475 9.6250	**381.000** 15.0000	**79.375** 3.1250	**EE126097**	**126150**

BORE d	OUTSIDE DIAMETER D	WIDTH T	CONE	CUP
247.650 9.7500	**304.800** 12.0000	**22.225** .8750	**28880**	**28820**
247.650 9.7500	**346.075** 13.6250	**63.500** 2.5000	**M348448WS**	**M348410**
247.650 9.7500	**355.600** 14.0000	**50.800** 2.0000	**EE170975**	**171400**
247.650 9.7500	**381.000** 15.0000	**74.612** 2.9375	**M252337**	**M252310**
247.650 9.7500	**406.400** 16.0000	**115.888** 4.5625	**HH249949**	**HH249910**
249.250 9.8130	**381.000** 15.0000	**79.375** 3.1250	**EE126098**	**126150**
253.975 9.9990	**324.950** 12.7933	**39.000** 1.5354	**L848848XX**	**L848810**
254.000 10.0000	**315.912** 12.4375	**31.750** 1.2500	**LL648448W**	**LL648415**
254.000 10.0000	**323.850** 12.7500	**22.224** .8750	**29875**	**29820**
254.000 10.0000	**358.775** 14.1250	**71.437** 2.8125	**M249749**	**M249710**
254.000 10.0000	**365.125** 14.3750	**58.738** 2.3125	**EE134100**	**134143**
254.000 10.0000	**393.700** 15.5000	**73.817** 2.9062	**EE275100**	**275155**
254.000 10.0000	**400.050** 15.7500	**57.150** 2.2500	**EE251001**	**251575**
254.000 10.0000	**422.275** 16.6250	**86.121** 3.3906	**HM252343**	**HM252310**
254.000 10.0000	**444.500** 17.5000	**76.200** 3.0000	**EE822100**	**822175**
254.000 10.0000	**495.300** 19.5000	**76.200** 3.0000	**EE941002**	**941950**
254.000 10.0000	**495.300** 19.5000	**141.287** 5.5625	**HH258232**	**HH258210**
254.000 10.0000	**533.400** 21.0000	**133.350** 5.2500	**HH953749**	**HH953710**
254.000 10.0000	**558.800** 22.0000	**123.825** 4.8750	**EE620100**	**620220**
255.600 10.0630	**342.900** 13.5000	**57.150** 2.2500	**M349546XX**	**M349510**
257.175 10.1250	**342.900** 13.5000	**57.150** 2.2500	**M349549**	**M349510**
257.175 10.1250	**358.775** 14.1250	**71.437** 2.8125	**M249747**	**M249710**
258.763 10.1875	**400.050** 15.7500	**69.850** 2.7500	**EE221018**	**221575**
260.350 10.2500	**365.125** 14.3750	**58.738** 2.3125	**EE134102**	**134143**
260.350 10.2500	**400.050** 15.7500	**69.850** 2.7500	**EE221026**	**221575**
260.350 10.2500	**406.400** 16.0000	**69.850** 2.7500	**EE128102**	**128160**
260.350 10.2500	**419.100** 16.5000	**85.725** 3.3750	**EE435102**	**435165**
260.350 10.2500	**422.275** 16.6250	**86.121** 3.3906	**HM252348**	**HM252310**
260.350 10.2500	**488.950** 19.2500	**120.650** 4.7500	**EE295102**	**295193**
262.974 10.3533	**355.600** 14.0000	**57.150** 2.2500	**LM451344**	**LM451310**
263.525 10.3750	**325.438** 12.8125	**28.575** 1.1250	**38880**	**38820**
263.525 10.3750	**355.600** 14.0000	**57.150** 2.2500	**LM451345**	**LM451310**
264.975 10.4321	**352.425** 13.8750	**36.513** 1.4375	**L853042**	**L853010**
264.975 10.4321	**355.600** 14.0000	**57.150** 2.2500	**LM451347**	**LM451310**
266.560 10.4945	**325.438** 12.8125	**29.500** 1.1614	**38884**	**38820**

The Bearing Dimension Catalog is not to be used as a design manual.
The cone bore section does not include all available parts – see series for additional information.

BORE d	OUTSIDE DIAMETER D	WIDTH T	CONE	CUP
266.560 10.4945	**325.438** 12.8125	**29.500** 1.1614	**LL450748A**	**38820**
266.700 10.5000	**323.850** 12.7500	**22.224** .8750	**29880**	**29820**
266.700 10.5000	**325.438** 12.8125	**28.575** 1.1250	**38885**	**38820**
266.700 10.5000	**325.438** 12.8125	**29.500** 1.1614	**LL450749**	**38820**
266.700 10.5000	**355.600** 14.0000	**57.150** 2.2500	**LM451349**	**LM451310**
266.700 10.5000	**393.700** 15.5000	**73.817** 2.9062	**EE275105**	**275155**
266.700 10.5000	**444.500** 17.5000	**120.650** 4.7500	**H852849**	**H852810**
269.875 10.6250	**381.000** 15.0000	**74.612** 2.9375	**M252349**	**M252310**
273.050 10.7500	**323.850** 12.7500	**22.224** .8750	**29888**	**29820**
273.050 10.7500	**393.700** 15.5000	**73.817** 2.9062	**EE275108**	**275155**
275.000 10.8268	**352.425** 13.8750	**36.513** 1.4375	**L853048**	**L853010**
276.225 10.8750	**352.425** 13.8750	**36.513** 1.4375	**L853049**	**L853010**
279.400 11.0000	**317.500** 12.5000	**22.860** .9000	**LL352148**	**LL352110**
279.400 11.0000	**374.650** 14.7500	**47.625** 1.8750	**L555233**	**L555210**
279.400 11.0000	**469.900** 18.5000	**95.250** 3.7500	**EE722110**	**722185**
279.400 11.0000	**488.950** 19.2500	**120.650** 4.7500	**EE295110**	**295193**
279.400 11.0000	**520.700** 20.5000	**120.650** 4.7500	**EE296110**	**296204**
279.982 11.0229	**380.898** 14.9960	**65.088** 2.5625	**LM654642**	**LM654610**
280.000 11.0236	**406.400** 16.0000	**69.850** 2.7500	**EE128112**	**128160**
280.192 11.0312	**400.050** 15.7500	**52.387** 2.0625	**EE101103**	**101575**
280.192 11.0312	**406.400** 16.0000	**69.850** 2.7500	**EE128110**	**128160**
282.575 11.1250	**393.700** 15.5000	**63.500** 2.5000	**84111W**	**84155**
285.750 11.2500	**323.850** 12.7500	**20.638** .8125	**LL353249**	**LL353210**
285.750 11.2500	**354.012** 13.9375	**33.337** 1.3125	**545112**	**545139**
285.750 11.2500	**380.898** 14.9960	**65.088** 2.5625	**LM654649**	**LM654610**
285.750 11.2500	**469.900** 18.5000	**81.770** 3.2193	**EE921124**	**921850**
285.750 11.2500	**520.700** 20.5000	**120.650** 4.7500	**EE296112**	**296204**
288.925 11.3750	**406.400** 16.0000	**77.787** 3.0625	**M255448**	**M255410**
289.974 11.4163	**393.700** 15.5000	**50.800** 2.0000	**L357040**	**L357010**
292.100 11.5000	**374.650** 14.7500	**47.625** 1.8750	**L555249**	**L555210**
292.100 11.5000	**393.700** 15.5000	**63.500** 2.5000	**84115**	**84155**
292.100 11.5000	**469.900** 18.5000	**95.250** 3.7500	**EE722115**	**722185**
292.100 11.5000	**508.000** 20.0000	**123.032** 4.8438	**EE224115**	**224199**
292.100 11.5000	**520.700** 20.5000	**114.300** 4.5000	**EE296115**	**296204**
292.100 11.5000	**558.800** 22.0000	**136.525** 5.3750	**EE790114**	**790221**

BORE d	OUTSIDE DIAMETER D	WIDTH T	CONE	CUP
298.450 11.7500	**431.800** 17.0000	**69.850** 2.7500	**EE111175**	**111700**
298.450 11.7500	**444.500** 17.5000	**63.500** 2.5000	**EE291175**	**291749**
299.974 11.8100	**495.300** 19.5000	**141.287** 5.5625	**HH258248**	**HH258210**
300.000 11.8110	**420.000** 16.5354	**76.000** 2.9921	**X32960**	**Y32960**
300.038 11.8125	**422.275** 16.6250	**82.550** 3.2500	**HM256849**	**HM256810**
304.800 12.0000	**393.700** 15.5000	**50.800** 2.0000	**L357049**	**L357010**
304.800 12.0000	**406.400** 16.0000	**63.500** 2.5000	**LM757049**	**LM757010**
304.800 12.0000	**438.048** 17.2460	**76.200** 3.0000	**EE129120X**	**129172**
304.800 12.0000	**444.500** 17.5000	**63.500** 2.5000	**EE291201**	**291749**
304.800 12.0000	**488.950** 19.2500	**92.075** 3.6250	**EE724119**	**724191**
304.800 12.0000	**495.300** 19.5000	**76.200** 3.0000	**EE941205**	**941950**
304.800 12.0000	**499.948** 19.6830	**101.600** 4.0000	**M959442**	**M959410**
304.800 12.0000	**546.100** 21.5000	**159.128** 6.2649	**HH159849E**	**HH159810**
304.800 12.0000	**558.800** 22.0000	**136.525** 5.3750	**EE790120**	**790221**
304.800 12.0000	**647.700** 25.5000	**139.700** 5.5000	**EE991201**	**992550**
305.054 12.0100	**406.400** 16.0000	**63.500** 2.5000	**LM757049A**	**LM757010**
312.738 12.3125	**358.775** 14.1250	**22.225** .8750	**LL957049**	**LL957010**
314.325 12.3750	**447.675** 17.6250	**85.725** 3.3750	**HM259047WS**	**HM259010**
314.325 12.3750	**495.300** 19.5000	**120.650** 4.7500	**H859049**	**H859010**
317.500 12.5000	**444.500** 17.5000	**63.500** 2.5000	**EE291250**	**291749**
317.500 12.5000	**447.675** 17.6250	**85.725** 3.3750	**HM259048**	**HM259010**
317.500 12.5000	**457.200** 18.0000	**66.675** 2.6250	**EE201250**	**201800**
317.500 12.5000	**596.900** 23.5000	**136.525** 5.3750	**EE720125**	**720236**
317.500 12.5000	**622.300** 24.5000	**147.638** 5.8125	**H961649**	**H961610**
317.500 12.5000	**647.700** 25.5000	**139.700** 5.5000	**EE991251**	**992550**
320.000 12.5984	**480.000** 18.8976	**100.000** 3.9370	**X32064X**	**Y32064X**
320.675 12.6250	**406.400** 16.0000	**50.800** 2.0000	**L558548**	**L558510**
320.675 12.6250	**546.100** 21.5000	**114.300** 4.5000	**EE298128**	**298216**
323.850 12.7500	**381.000** 15.0000	**28.575** 1.1250	**LL758744**	**LL758715**
323.850 12.7500	**422.275** 16.6250	**58.738** 2.3125	**LM559048**	**LM559010**
325.438 12.8125	**596.900** 23.5000	**136.525** 5.3750	**EE720128**	**720236**
329.870 12.9870	**533.400** 21.0000	**76.200** 3.0000	**EE971298**	**972100**
329.895 12.9880	**415.925** 16.3750	**47.625** 1.8750	**L860049A**	**L860010**
330.200 13.0000	**415.925** 16.3750	**47.625** 1.8750	**L860048**	**L860010**
330.200 13.0000	**469.900** 18.5000	**60.325** 2.3750	**EE161300**	**161850**

The Bearing Dimension Catalog is not to be used as a design manual.
The cone bore section does not include all available parts – see series for additional information.

BEARING DIMENSIONS BY CONE BORE

BORE d	OUTSIDE DIAMETER D	WIDTH T	CONE	CUP
330.200 13.0000	**482.600** 19.0000	**66.675** 2.6250	**EE203130**	**203190**
330.200 13.0000	**482.600** 19.0000	**85.725** 3.3750	**EE526130**	**526190**
333.000 13.1102	**415.925** 16.3750	**47.625** 1.8750	**L860049AA**	**L860010**
333.375 13.1250	**469.900** 18.5000	**90.487** 3.5625	**HM261049**	**HM261010**
338.138 13.3125	**403.225** 15.8750	**33.338** 1.3125	**LL660749A**	**LL660711**
342.900 13.5000	**450.850** 17.7500	**66.673** 2.6249	**LM361649**	**LM361610**
342.900 13.5000	**457.098** 17.9960	**66.675** 2.6250	**LM961548**	**LM961510**
342.900 13.5000	**533.400** 21.0000	**76.200** 3.0000	**EE971354**	**972100**
343.154 13.5100	**450.850** 17.7500	**66.673** 2.6249	**LM361649A**	**LM361610**
346.075 13.6250	**469.900** 18.5000	**60.325** 2.3750	**EE161363**	**161850**
346.075 13.6250	**482.600** 19.0000	**66.675** 2.6250	**EE203136**	**203190**
346.075 13.6250	**488.950** 19.2500	**95.250** 3.7500	**HM262748**	**HM262710**
349.250 13.7500	**501.650** 19.7500	**90.488** 3.5625	**EE333137**	**333197**
354.012 13.9375	**469.900** 18.5000	**60.325** 2.3750	**EE161394**	**161850**
355.600 14.0000	**444.500** 17.5000	**60.325** 2.3750	**L163149**	**L163110**
355.600 14.0000	**469.900** 18.5000	**60.325** 2.3750	**EE161400**	**161850**
355.600 14.0000	**501.650** 19.7500	**74.612** 2.9375	**EE231400**	**231975**
355.600 14.0000	**501.650** 19.7500	**90.488** 3.5625	**EE333140**	**333197**
355.600 14.0000	**673.100** 26.5000	**152.400** 6.0000	**EE121140**	**121265**
360.000 14.1732	**480.000** 18.8976	**76.500** 3.0118	**X32972**	**Y32972**
361.950 14.2500	**401.638** 15.8125	**21.430** .8437	**LL762648**	**LL762610**
361.950 14.2500	**406.400** 16.0000	**23.813** .9375	**LL562749**	**LL562710**
368.249 14.4980	**523.875** 20.6250	**101.600** 4.0000	**HM265049**	**HM265010**
368.300 14.5000	**596.900** 23.5000	**95.250** 3.7500	**EE181453**	**182350**
368.300 14.5000	**609.600** 24.0000	**142.875** 5.6250	**EE321145**	**321240**
371.475 14.6250	**501.650** 19.7500	**74.612** 2.9375	**EE231462**	**231975**
374.650 14.7500	**431.800** 17.0000	**28.575** 1.1250	**LL264648**	**LL264610**
374.650 14.7500	**522.287** 20.5625	**85.724** 3.3750	**LM565943**	**LM565910**
377.825 14.8750	**508.000** 20.0000	**63.500** 2.5000	**EE192148**	**192200**
377.825 14.8750	**522.287** 20.5625	**85.724** 3.3750	**LM565946**	**LM565910**
377.825 14.8750	**546.100** 21.5000	**104.775** 4.1250	**HM266444WS**	**HM266410**
381.000 15.0000	**479.425** 18.8750	**49.213** 1.9375	**L865547**	**L865512**
381.000 15.0000	**508.000** 20.0000	**63.500** 2.5000	**EE192150**	**192200**
381.000 15.0000	**522.287** 20.5625	**85.724** 3.3750	**LM565949**	**LM565910**
381.000 15.0000	**546.100** 21.5000	**104.775** 4.1250	**HM266446**	**HM266410**

BORE d	OUTSIDE DIAMETER D	WIDTH T	CONE	CUP
381.000 15.0000	**590.550** 23.2500	**114.300** 4.5000	**M268730**	**M268710**
384.175 15.1250	**441.325** 17.3750	**28.575** 1.1250	**LL365347**	**LL365310**
384.175 15.1250	**546.100** 21.5000	**104.775** 4.1250	**HM266448**	**HM266410**
385.762 15.1875	**514.350** 20.2500	**82.550** 3.2500	**LM665949**	**LM665910**
387.248 15.2460	**546.100** 21.5000	**87.312** 3.4375	**M667935**	**M667910**
393.700 15.5000	**546.100** 21.5000	**76.200** 3.0000	**EE234154**	**234215**
396.875 15.6250	**546.100** 21.5000	**76.200** 3.0000	**EE234156**	**234215**
396.875 15.6250	**549.275** 21.6250	**85.725** 3.3750	**LM567943**	**LM567910**
403.225 15.8750	**460.375** 18.1250	**28.575** 1.1250	**LL566848**	**LL566810**
406.400 16.0000	**508.000** 20.0000	**61.912** 2.4375	**L467549**	**L467510**
406.400 16.0000	**546.100** 21.5000	**76.200** 3.0000	**EE234160**	**234215**
406.400 16.0000	**546.100** 21.5000	**87.312** 3.4375	**M667944**	**M667910**
406.400 16.0000	**549.275** 21.6250	**85.725** 3.3750	**LM567949**	**LM567910**
406.400 16.0000	**574.675** 22.6250	**76.200** 3.0000	**EE285160**	**285226**
406.400 16.0000	**590.550** 23.2500	**107.950** 4.2500	**EE833160X**	**833232**
406.400 16.0000	**609.524** 23.9970	**87.312** 3.4375	**EE736160**	**736237**
406.400 16.0000	**609.600** 24.0000	**92.075** 3.6250	**EE911600**	**912400**
406.400 16.0000	**673.100** 26.5000	**88.900** 3.5000	**EE571602**	**572650**
406.400 16.0000	**762.000** 30.0000	**180.975** 7.1250	**H969249**	**H969210**
409.575 16.1250	**546.100** 21.5000	**87.312** 3.4375	**M667947**	**M667910**
409.575 16.1250	**574.675** 22.6250	**76.200** 3.0000	**EE285162**	**285226**
409.575 16.1250	**590.550** 23.2500	**114.300** 4.5000	**M268744WS**	**M268710**
409.575 16.1250	**635.000** 25.0000	**120.650** 4.7500	**M270730**	**M270710**
411.162 16.1875	**609.600** 24.0000	**92.075** 3.6250	**EE911618**	**912400**
415.925 16.3750	**590.550** 23.2500	**114.300** 4.5000	**M268749**	**M268710**
422.750 16.6437	**476.250** 18.7500	**22.225** .8750	**EL268247H**	**EL268210**
425.450 16.7500	**590.550** 23.2500	**95.250** 3.7500	**M268749CR**	**M268710**
425.450 16.7500	**685.698** 26.9960	**142.875** 5.6250	**EE328167**	**328269**
427.038 16.8125	**533.400** 21.0000	**50.800** 2.0000	**L269140**	**L269110**
430.212 16.9375	**603.250** 23.7500	**76.200** 3.0000	**EE241693**	**242375**
431.800 17.0000	**533.400** 21.0000	**46.038** 1.8125	**80385**	**80325**
431.800 17.0000	**533.400** 21.0000	**50.800** 2.0000	**L269143**	**L269110**
431.800 17.0000	**552.450** 21.7500	**44.448** 1.7499	**80170**	**80217**
431.800 17.0000	**571.500** 22.5000	**73.025** 2.8750	**EE239170**	**239225**
431.800 17.0000	**571.500** 22.5000	**74.612** 2.9375	**LM869448**	**LM869410**

The Bearing Dimension Catalog is not to be used as a design manual.
The cone bore section does not include all available parts – see series for additional information.

BORE d	OUTSIDE DIAMETER D	WIDTH T	CONE	CUP
431.800 17.0000	603.250 23.7500	76.200 3.0000	EE241701	242375
431.800 17.0000	673.100 26.5000	88.900 3.5000	EE571703	572650
431.902 17.0040	685.698 26.9960	177.800 7.0000	EE650170	650270
433.388 17.0625	485.775 19.1250	27.783 1.0938	EL768949	EL768910
441.325 17.3750	660.400 26.0000	91.280 3.5937	EE737173	737260
444.500 17.5000	635.000 25.0000	120.650 4.7500	M270744	M270710
447.675 17.6250	552.450 21.7500	44.448 1.7499	80176	80217
447.675 17.6250	552.450 21.7500	44.450 1.7500	LL469949	LL469910
447.675 17.6250	635.000 25.0000	120.650 4.7500	M270749	M270710
450.850 17.7500	603.250 23.7500	85.725 3.3750	LM770945	LM770910
456.794 17.9840	761.873 29.9950	142.875 5.6250	EE425179A	425299
457.073 17.9950	573.088 22.5625	74.613 2.9375	L570648	L570610
457.200 18.0000	552.450 21.7500	44.448 1.7499	80180	80217
457.200 18.0000	573.088 22.5625	74.613 2.9375	L570649	L570610
457.200 18.0000	596.900 23.5000	76.200 3.0000	EE244180	244235
457.200 18.0000	603.250 23.7500	85.725 3.3750	LM770949	LM770910
457.200 18.0000	615.950 24.2500	85.725 3.3750	LM272235	LM272210
457.200 18.0000	660.400 26.0000	91.280 3.5937	EE737181	737260
457.200 18.0000	730.148 28.7460	120.650 4.7500	671800	672873
463.550 18.2500	622.300 24.5000	101.206 3.9845	LM671644	LM671610
476.250 18.7500	565.150 22.2500	41.275 1.6250	LL771948	LL771911
479.425 18.8750	679.450 26.7500	128.587 5.0625	M272749	M272710
482.600 19.0000	596.900 23.5000	53.975 2.1250	80480	80418
482.600 19.0000	615.950 24.2500	85.725 3.3750	LM272249	LM272210
482.600 19.0000	634.873 24.9950	80.963 3.1875	EE243190	243250
488.671 19.2390	660.400 26.0000	93.662 3.6875	EE640191	640260
488.950 19.2500	634.873 24.9950	84.138 3.3125	LM772748	LM772710
488.950 19.2500	660.400 26.0000	93.662 3.6875	EE640192	640260
489.026 19.2530	634.873 24.9950	80.963 3.1875	EE243192	243250
498.323 19.6190	634.873 24.9950	80.963 3.1875	EE243197	243250
498.475 19.6250	634.873 24.9950	80.963 3.1875	EE243195	243250
501.650 19.7500	596.900 23.5000	53.975 2.1250	80487	80418
501.650 19.7500	711.200 28.0000	136.525 5.3750	M274149	M274110
508.000 20.0000	736.600 29.0000	88.900 3.5000	EE982003	982900
508.000 20.0000	838.200 33.0000	146.050 5.7500	EE426200	426330
514.350 20.2500	736.600 29.0000	88.900 3.5000	EE982028	982900
520.700 20.5000	736.600 29.0000	88.900 3.5000	EE982051	982900
533.400 21.0000	635.000 25.0000	50.800 2.0000	LL575343	LL575310
533.400 21.0000	784.225 30.8750	88.900 3.5000	EE522102	523087
536.575 21.1250	761.873 29.9950	146.050 5.7500	M276449	M276410
539.750 21.2500	635.000 25.0000	50.800 2.0000	LL575349	LL575310
546.100 21.5000	736.600 29.0000	76.200 3.0000	EE542215	542290
549.097 21.6180	692.150 27.2500	80.962 3.1875	L476548	L476510
549.275 21.6250	603.250 23.7500	27.782 1.0938	EL875849	EL875810
549.275 21.6250	692.150 27.2500	80.962 3.1875	L476549	L476510
558.800 22.0000	660.400 26.0000	50.000 1.9685	LL876449	LL876410
558.800 22.0000	723.900 28.5000	73.025 2.8750	EE647220	647285
558.800 22.0000	736.600 29.0000	76.200 3.0000	EE542220	542290
558.800 22.0000	736.600 29.0000	88.106 3.4687	EE843220	843290
558.800 22.0000	736.600 29.0000	104.775 4.1250	LM377448	LM377410
558.800 22.0000	901.573 35.4950	134.938 5.3125	EE327220	327355
571.500 22.5000	660.400 26.0000	46.037 1.8125	LL777148	LL777110
571.500 22.5000	812.800 32.0000	155.575 6.1250	M278749	M278710
584.200 23.0000	685.800 27.0000	49.213 1.9375	LL778149	LL778110
584.200 23.0000	709.612 27.9375	58.737 2.3125	L778149	L778110
584.200 23.0000	762.000 30.0000	107.155 4.2187	LM778549	LM778510
584.200 23.0000	901.700 35.5000	150.021 5.9063	EE662303	663550
585.788 23.0625	771.525 30.3750	124.998 4.9212	LM278849	LM278810
596.900 23.5000	685.800 27.0000	31.750 1.2500	680235	680270
602.945 23.7380	787.400 31.0000	93.663 3.6875	EE649236X	649310
607.720 23.9260	787.400 31.0000	93.663 3.6875	EE649239	649310
609.346 23.9900	787.400 31.0000	93.663 3.6875	EE649238	649310
609.397 23.9920	762.000 30.0000	95.250 3.7500	L879946	L879910
609.600 24.0000	762.000 30.0000	95.250 3.7500	L879947	L879910
609.600 24.0000	774.700 30.5000	85.725 3.3750	L580049	L580010
609.600 24.0000	787.400 31.0000	93.663 3.6875	EE649240	649310
609.600 24.0000	812.800 32.0000	82.550 3.2500	EE743240	743320
615.950 24.2500	708.025 27.8750	41.275 1.6250	LL580049	LL580010
635.000 25.0000	736.600 29.0000	57.150 2.2500	80780	80720
635.000 25.0000	933.450 36.7500	179.387 7.0625	M281635	M281610

The Bearing Dimension Catalog is not to be used as a design manual.
The cone bore section does not include all available parts – see series for additional information.

BEARING DIMENSIONS BY CONE BORE

BORE d	OUTSIDE DIAMETER D	WIDTH T	CONE	CUP
646.112 25.4375	**857.250** 33.7500	**141.288** 5.5625	**LM281049**	**LM281010**
660.235 25.9935	**812.800** 32.0000	**95.250** 3.7500	**L281146**	**L281110**
660.400 26.0000	**812.800** 32.0000	**95.250** 3.7500	**L281147**	**L281110**
660.400 26.0000	**854.923** 33.6584	**85.113** 3.3509	**EE749260**	**749334**
660.400 26.0000	**930.275** 36.6250	**149.225** 5.8750	**LM282534**	**LM282510**
660.400 26.0000	**939.800** 37.0000	**136.525** 5.3750	**EE538260**	**538370**
673.100 26.5000	**793.750** 31.2500	**66.675** 2.6250	**LL481448**	**LL481411**
679.450 26.7500	**901.700** 35.5000	**142.875** 5.6250	**LM281849**	**LM281810**
682.625 26.8750	**965.200** 38.0000	**185.737** 7.3125	**M282247**	**M282210**
682.625 26.8750	**1035.050** 40.7500	**198.438** 7.8125	**M283433**	**M283410**
685.800 27.0000	**876.300** 34.5000	**93.662** 3.6875	**EE655270**	**655345**
698.500 27.5000	**819.150** 32.2500	**63.500** 2.5000	**LL382149**	**LL382110**
708.025 27.8750	**930.275** 36.6250	**146.050** 5.7500	**LM282548X**	**LM282510**
709.976 27.9518	**899.924** 35.4301	**110.000** 4.3307	**L882449**	**L882410**
711.200 28.0000	**914.400** 36.0000	**85.725** 3.3750	**EE755280**	**755360**
719.930 28.3437	**914.400** 36.0000	**84.137** 3.3125	**EE755282**	**755360**
723.900 28.5000	**914.400** 36.0000	**84.137** 3.3125	**EE755285**	**755360**
736.600 29.0000	**825.500** 32.5000	**31.750** 1.2500	**LL582949**	**LL582910**
749.300 29.5000	**965.200** 38.0000	**93.663** 3.6875	**EE752295**	**752380**
749.300 29.5000	**990.600** 39.0000	**159.500** 6.2795	**LM283649**	**LM283610**
758.825 29.8750	**901.700** 35.5000	**66.675** 2.6250	**LL783647**	**LL783610**
759.925 29.9183	**889.000** 35.0000	**69.849** 2.7500	**LL483448**	**LL483418**
759.925 29.9183	**889.000** 35.0000	**88.900** 3.5000	**L183448**	**L183410**
762.000 30.0000	**889.000** 35.0000	**69.849** 2.7500	**LL483449**	**LL483418**
762.000 30.0000	**889.000** 35.0000	**69.850** 2.7500	**EE175300**	**175350**
762.000 30.0000	**889.000** 35.0000	**88.900** 3.5000	**L183449**	**L183410**
762.000 30.0000	**901.700** 35.5000	**66.675** 2.6250	**LL783649**	**LL783610**
762.000 30.0000	**965.200** 38.0000	**93.663** 3.6875	**EE752300**	**752380**
774.700 30.5000	**965.200** 38.0000	**93.663** 3.6875	**EE752305**	**752380**
801.688 31.5625	**914.400** 36.0000	**58.738** 2.3125	**LL584449**	**LL584410**
825.500 32.5000	**1041.400** 41.0000	**93.662** 3.6875	**EE763325**	**763410**
836.612 32.9375	**1041.400** 41.0000	**93.662** 3.6875	**EE763329**	**763410**
838.200 33.0000	**1041.400** 41.0000	**93.662** 3.6875	**EE763330**	**763410**
857.250 33.7500	**1092.200** 43.0000	**120.650** 4.7500	**EE157337**	**157430**
863.600 34.0000	**1130.300** 44.5000	**174.625** 6.8750	**LM286249**	**LM286210**
889.000 35.0000	**1123.950** 44.2500	**120.650** 4.7500	**EE158350**	**158442**
939.800 37.0000	**1193.800** 47.0000	**101.600** 4.0000	**LL787840**	**LL787815**
950.000 37.4016	**1270.000** 50.0000	**158.000** 6.2205	**L687645**	**L687619X**
977.900 38.5000	**1130.300** 44.5000	**66.675** 2.6250	**LL687949**	**LL687910**
1014.412 39.9375	**1270.000** 50.0000	**101.600** 4.0000	**EE168399**	**168500**
1016.000 40.0000	**1270.000** 50.0000	**101.600** 4.0000	**EE168400**	**168500**
1063.625 41.8750	**1219.200** 48.0000	**65.088** 2.5625	**LL788345**	**LL788310**
1066.800 42.0000	**1219.200** 48.0000	**65.088** 2.5625	**LL788349**	**LL788310**
1066.800 42.0000	**1320.800** 52.0000	**95.250** 3.7500	**EE776420**	**776520**
1092.200 43.0000	**1320.800** 52.0000	**95.250** 3.7500	**EE776430**	**776520**
1155.700 45.5000	**1435.100** 56.5000	**121.030** 4.7650	**EE277455**	**277565**
1270.000 50.0000	**1435.100** 56.5000	**69.850** 2.7500	**LL889049**	**LL889010**
1346.200 53.0000	**1574.800** 62.0000	**98.425** 3.8750	**EE188530**	**188621**
1562.100 61.5000	**1806.575** 71.1250	**127.000** 5.0000	**EE299615**	**299711**
1689.100 66.5000	**1844.675** 72.6250	**68.262** 2.6875	**LL789749**	**LL789710**

The Bearing Dimension Catalog is not to be used as a design manual.
The cone bore section does not include all available parts – see series for additional information.

The Timken Company has created a family of literature to assist customers in specifying the appropriate bearing for each application and then maximizing its useful life. To assist that effort, reference material has been developed to help bearing selection for a market segment's specific needs, to implement proper maintenance practices and to utilize the full spectrum of design and service solutions.

Please contact your Timken sales representative to receive copies of the following literature:

MARKET SPECIFIC LITERATURE

- The Right Solution for the Rolling Mill Industry
- Precision Tapered Roller Bearings for Machine Tools
- Tapered Roller Bearings for Printing Presses

MAINTENANCE LITERATURE

- Bearing Maintenance Manual for Transportation Applications
- Bearing Maintenance Manual for Mobile Industrial Equipment
- Bearing Maintenance Manual for General Industrial Equipment
- Bearing Damage Analysis Poster
- Maintaining Quality on TQO Bearings

PRODUCT-SPECIFIC LITERATURE

- Aircraft Landing Wheel Bearings
- AP Bearings for Industrial Applications
- AquaSpexx Corrosion-Resistant Bearings
- Bearings Plus Service Kits
- Debris-Resistant Bearings
- Precision Crossed Roller Bearings
- Spexx Performance Bearings
- TNASWH Bearings
- Thrust Bearings

LITERATURE ON TIMKEN SERVICES

- Bearing Express
- Gear Express
- Industrial Bearing Services
- Mill Express
- Spacer Assembly Value Express (SAVE)

$25 (U.S. Dollars)

www.timken.com

Technology of The Timken Company through the power of the web.
Look to www.timken.com for the latest updates to Timken dimensional information

Timken is the registered trademark of
The Timken Company
www.timken.com

©1999 The Timken Corporation
Printed in U.S.A.
4-99 Order No. 7011

TIMKEN

WORLDWIDE LEADER IN BEARINGS AND STEEL